

2015

ADOPTED BUDGET



Michael Martin Finance Director

WOOD COUNTY

11/12/2014

WOOD COUNTY 2015 ADOPTED BUDGET

TABLE OF CONTENTS

INTRODUCTION

List of Officials.....	2
Organization of Wood County Government.....	3
Standing Committees and Wood County Government Profile.....	4
Budget Users Guide.....	7

BUDGET POLICIES AND STRUCTURE

Budget Process.....	11
Budget Activity Structure.....	18
Basis of Budgeting and Fund Structure.....	21

SUMMARY NARATIVE

Wood County 2015 Proposed Budget Summary.....	29
Analysis of Expenditures by Function/Purpose.....	32
Analysis of Expenditures by Type.....	41
Analysis of Revenues by Source.....	44
Summary.....	51

PUBLICATION OF PROPOSED/ADOPTED BUDGET AND SUPPORT

2015 Adopted Budget....	55
2014 Budget.....	56
2014 Actual through June 30, 2014.....	57
2014 Estimated.....	58
2013 Actual.....	59

SUMMARY OF 2015 ADOPTED BUDGET

Summary of Sources and Uses, Levy Computation and Funds Available..... 61
2014 and 2015 Budgets – Revenues, Expenditures and Tax Levies / Funds Applied 62
Pie Charts of 2015 Adopted Budget and 2014 Revised Budget 65
Equalized Valuations and Budgets – History 68
Revenues by Funding Sources..... 69
Expenditures by Function 80

PRESENTATION OF BUDGETS BY EXPENDITURE CATEGORY

General Government

Detail by Percentage..... 87
Non departmental..... 88
General / Contingency 89
Ho Chunk Donations..... 90
Clerk of Courts 91
Circuit Court Branch I 98
Circuit Court Branch II..... 100
Circuit Court Branch III 102
Child Support..... 106
Information Technology..... 108
Finance 114
Treasurer..... 116
District Attorney and Victim Witness..... 118
Corporation Counsel..... 124
Register of Deeds 126

County Clerk	130
Human Resources & Employee Health Benefits	139
Safety and Risk Management	147
Coroner	152
Building Maintenance and Purchasing	154
Public Safety	
Detail by Percentage.....	166
Dispatch.....	167
Emergency Management.....	169
Sheriff and Corrections.....	178
Health and Human Services	
Detail by Percentage.....	190
Health Department.....	191
Veteran’s Service Officer.....	198
Humane Officer.....	205
Human Services	207
Aging and Disability Resource Center.....	243
Edgewater Haven Nursing Home.....	250
Norwood Health Center	264
Culture, Recreation and Education	
Detail by Percentage.....	279
Parks and Forestry.....	280
County Aid for Libraries.....	291
UW Wood County / Marshfield Campus	293
UW Extension.....	295

Marshfield Fairgrounds.....	302
Conservation and Development	
Detail by Percentage.....	305
Land Conservation	306
Planning and Zoning.....	316
Transportation and Economic Development	324
Payments in Lieu of Taxes (PILOT)	329
Debt Service	
Detail by Percentage.....	332
Principal and Interest on Debt	333
Capital Outlay	
Detail by Percentage.....	339
Listing of Capital Outlay by Department.....	340
Public Works	
Highway.....	344
STATISTICAL AND SUPPLEMENTAL DATA	
Operating Expenditures by Activity – Last 10 Years.....	371
Operating Revenues by Source – Last 10 Years	372
Equalized Value – Last 19 Years.....	373
Operating and Debt Tax Rate – Last 15 Years.....	374
Glossary of Budget Terms	375

INTRODUCTION

Wood County Board of Supervisors

November 2014

Lance A. Pliml – County Board Chairperson/Administrative Coordinator

Trent Miner – County Board Vice Chairperson

Executive Committee:

Trent Miner – Chair

Peter Hendler

Donna Rozar

Lance Pliml

Hilde Henkel

Gary L Allworden

Kenneth A Curry

Bill L Leichtnam

Ed Wagner

Robert Ashbeck

Michael J Feirer

Douglas Machon

William Winch

Allen W Breu

Brad R Hamilton

Gerald A Nelson

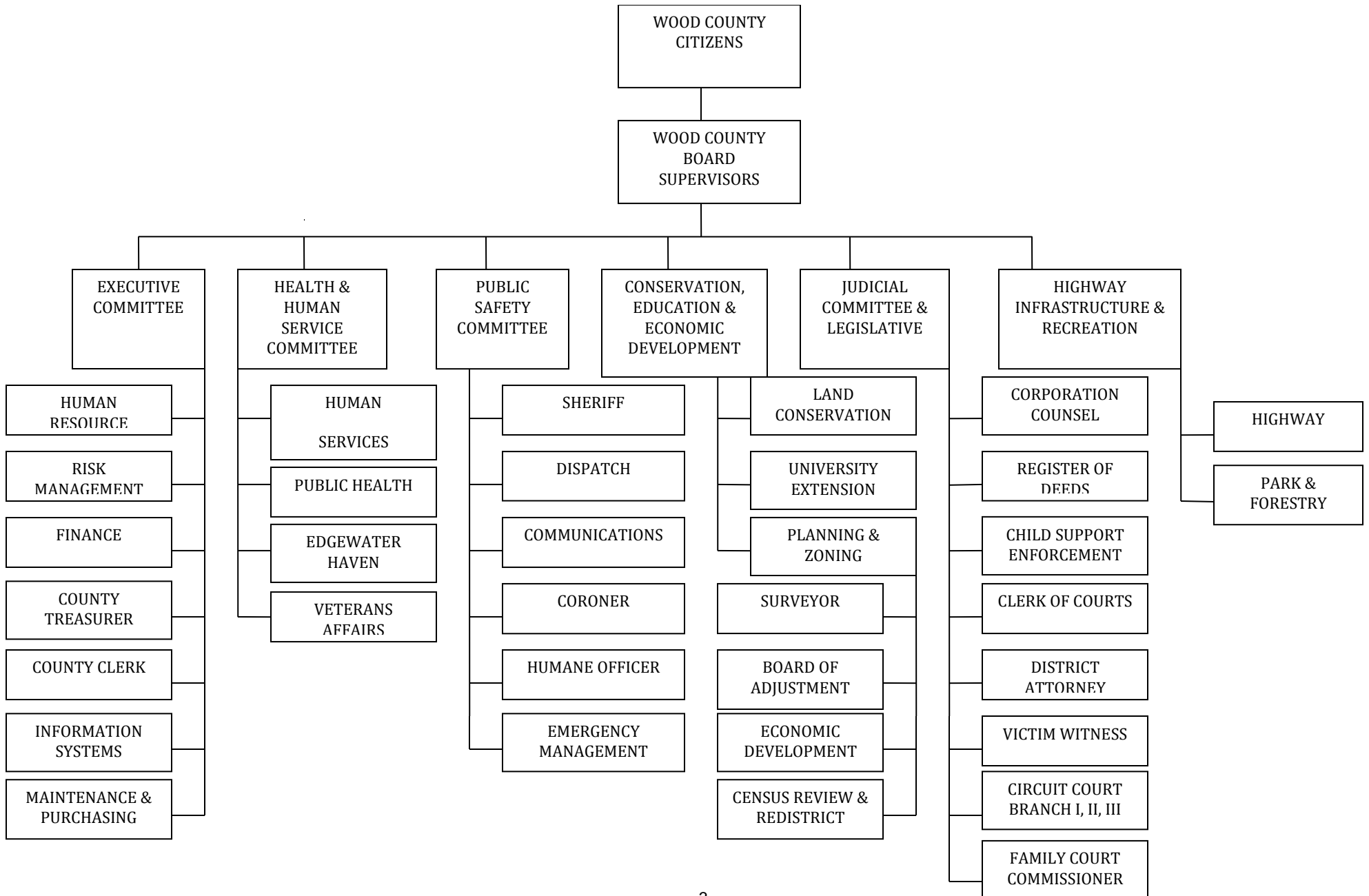
William Clendenning

Marion Hokamp

Dennis Polach

WOOD COUNTY ORGANIZATIONAL CHART

APPOINTED COMMITTEES



STANDING COMMITTEES FOR 2014-2016

HEALTH & HUMAN SERVICE COMMITTEE

Donna Rozar, Chairperson
Tom Buttke
Michael Feirer
Peter Hender
Marion Hokamp
Bonnie Jaecks
Jeffery Koszczuk, DO
Doug Machon
Lori Slattery-Smith

CONSERVATION, EDUCATION & ECONOMIC DEVELOPMENT

Hilde Henkel, Chairperson
Robert Ashbeck
Ken Curry
William Leichtnam
Gerald Nelson
Harvey Peterson, Farm Service Agency Representative

EXECUTIVE COMMITTEE

Trent Miner, Chairperson
Peter Hender
Hilde Henkel
Lance Pliml
Donna Rozar

JUDICIAL COMMITTEE & LEGISLATIVE

William Clendenning, Chairperson
Gary Allworden
William Leichtnam
Gerald Nelson
Ed Wagner

PUBLIC SAFETY COMMITTEE

Michael Feirer, Chairperson
Gary Allworden
Brad Hamilton
Dennis Polach
William Winch

HIGHWAY INFRASTRUCTURE & RECREATION COMMITTEE

Al Breu, Chairperson
Trent Miner
Marion Hokamp
Dennis Polach
William Winch

WOOD COUNTY GOVERNMENTAL PROFILE

Wood County (the County) is a local governmental entity established under the laws of the State of Wisconsin and has the powers as defined in the Statutes. The County was incorporated in 1856 and operates under a County Board form of government. The Board of Supervisors is comprised of nineteen (19) members, elected by districts to serve concurrent two-year terms. The terms of the current Board expire in April 2016.

The County is located in central Wisconsin, approximately 160 miles northwest of Milwaukee and 180 miles southeast of Minneapolis/St Paul. The County has an area of 519,680 acres (812 sq. miles). The City of Wisconsin Rapids is the County Seat.

The County provides a full range of services. This includes judiciary services and legal counsel; general and financial administration, including tax collections; property records and register of deeds; county planning and zoning; public safety with sheriff, emergency government, shared dispatch and correction facilities; parks; health and human services; assistance to veterans and older Americans; library; forest conservation; coroner and surveyor; employment and training services; agricultural extension services; and the administration of federal, state and county elections. The County has proprietary fund operations for the Edgewater Nursing Home and Highway Department enterprise funds and the building maintenance, Employee Self-Funded Health Insurance, Workers Compensation, Other Post-Employment Employee Benefits (OPEB) and PC Replacement internal service funds.

Joint Ventures and Jointly Governed Organizations

Marshfield Fairgrounds Commission

The Marshfield Fairgrounds Commission is a joint venture between the Wood County Board of Supervisors and the City of Marshfield Common Council for the improvement, maintenance, repair and operation of the Marshfield Fairgrounds. The Commission Board consists of six members: three county board supervisors who are appointed by the chairman of the Wood County Board with the approval of the county board and three aldermen from the City of Marshfield who are appointed by the mayor with approval of the council.

University Commission: UW-Marshfield/Wood County

The University Commission: UW-Marshfield/Wood County (Commission) is a joint venture between the Wood County Board of Supervisors and the Common Council of the City of Marshfield for the purchase of the site and construction of said center, and the care, custody, maintenance, improvement and repair of the lands and buildings during its operation as a University Extension Center. The Commission Board consists of six members: three county board supervisors who are appointed by the chairman of the Wood County Board with approval of the county board and three aldermen from the City of Marshfield who are appointed by the mayor with approval of the council.

Aging and Disability Resource Center of Central Wisconsin (ADRC-CW)

Wood County joined with Marathon County to jointly administer an ADRC Grant from the State of Wisconsin in 2007. An intergovernmental agreement was signed setting up the structure of the Aging and Disability Resource Center of Central Wisconsin (ADRC-CW). Langlade and Lincoln Counties joined the ADRC-CW in 2011. The ADRC-CW Board consists of three representatives from each county, two of which need to be county board members. There are also three citizen members on the ADRC-CW board.

Community Care of Central Wisconsin

Wood County is a participant with two other Counties in the Community Care of Central Wisconsin (CCCW), a regional entity created to provide long-term care services to eligible residents in the three counties. Wood County appoints three of the nine-member CCCW Board.

BUDGET USERS GUIDE

The County's budget is a financial guide for its citizens, staff and elected officials. The purpose of the document is to communicate the initiatives authorized by the County Board. This plan accounts for the County's anticipated "income" from various revenue sources (e.g. property tax, sales tax, user fees, etc.) and how those resources are to be used during the fiscal year. The reader will also find background information on County government, the community, and other pertinent statistical data about Wood County. The budget document is organized into eight sections:

INTRODUCTION

This section lists the names of the County Board Chair and the other eighteen County Board Supervisors. There is an organizational chart of County government showing all of the county departments and county board committees. There is a profile of Wood County government, which discusses the County's elected officials, departments, and major facilities.

BUDGET POLICIES AND STRUCTURE

This section contains the financial and management policies of the County, a discussion of the budget activity structure, basis of budgeting and fund structure, and a description of the County's budget process.

SUMMARY NARATIVE

The budget overview provides a summary of program highlights and staff changes for the budget year, as well as a discussion of the County's major revenue sources. This section also provides an overview of revenues and expenditures for all funds for the budget year along with comparative data for the prior and current years. In this section, expenditures are summarized by function/purpose and type expenditure category. Revenues are summarized by revenue source category. There is also a schedule of budgeted positions by department and a schedule of changes in budgeted positions.

PUBLICATION OF PROPOSED/ADOPTED BUDGET AND SUPPORT

This section contains the 2015 proposed/adopted budget, the 2014 budget, 2014 Actual activity through June 30, 2014, the 2014 estimated and the 2013 actual activity.

SUMMARY OF 2015 ADOPTED BUDGET

This section contains the summary of the Sources and Uses, the Tax Levy Computation and available Funds; the 2014 and 2015 Budgets by Revenues, Expenditures and Tax Levies / Funds Applied; charts of the 2015 proposed and the 2014 Revised budgets; the Equalized valuations and budgets history and the revenues by Funding Sources and the Expenditures by Function.

PRESENTATION OF BUDGETS BY EXPENDITURE CATEGORY

This section provides budget information for each of the program budget areas of the County. Each program budget area includes a mission and/or a description, and summary budget information for the prior year, current year and budget year. The County uses the decision item concept to build the program budgets. Under this concept a base budget is established for each program which fully funds all existing positions, including anticipated salary and benefit increases, funds operating and contractual services at current year adopted amounts, zeros out all operating capital and removes any one-time items included in the current year budget. Base budgets are also adjusted for any expenditure and revenue changes that are required based on approved commitments, such as debt service and depreciation. Departments then request increases or decreases to the base budget through decision items.

STATISTICAL AND SUPPLEMENTAL DATA

The statistical and supplemental data contains a variety of historical data and charts on operating expenditures by activity, operating revenues by source, equalized valuation, and county taxes for the past 10 years.

GLOSSARY

A glossary of common budget terms and acronyms.

WOOD COUNTY BUDGET POLICIES AND STRUCTURE

BUDGET PROCESS

INTRODUCTION

The purpose of this document is to identify various budgetary policies and procedures to assure compliance with Wisconsin Statute 65.90 and the rules adopted by the Wood County Board of Supervisors. The budgetary policies and procedures establish the authority and responsibility with regard to preparation, adoption and administration of the annual budget.

BUDGET CALENDAR

The County uses the following procedures when creating the annual budget:

- A. By July 1 the Chairman of the Executive Committee will forward to each department head the Executive Committee's understanding of the parameters for the subsequent year's budget. The letter will also establish the deadlines for submission of their budget requests and other key dates in the budget process.
- B. By July 15th the Finance Director will provide instructions for preparing the various budget documents along with six months actual data for the current year.
- C. By August 15th the departments will submit their budget requests to the Finance Director.
- D. Prior to the budget hearing date the oversight committee for each department will review, revise where appropriate and recommend approval of the departmental budget.
- E. In September the department head and chairperson of the oversight committee will be scheduled to meet with the Executive Committee and the Finance Director to bring their budgets into balance with the parameters and established limits.
- F. In October the Executive Committee reviews the entire county budget compiled by the Finance Department and sets the preliminary tax rate.
- G. Not later than 15 days prior to the public hearing on the proposed budget the Finance Director will publish the proposed budget and notice of the public hearing in accordance with WI Stat 65.90. Copies of the proposed operating and capital outlay budgets, to include the means to finance the budget for the ensuing fiscal year commencing January 1, will be forwarded to the County Board of Supervisors prior to the public hearing.
- H. A public hearing is conducted the second Tuesday in November to obtain citizen comments. The Chairman of the Executive Committee will provide an overview of the proposed ensuing fiscal year budget and with the Committee, address comments and questions from those in attendance. The budget is then adopted by a majority vote of the County Board of Supervisors at the November meeting of the County Board of Supervisors.

DATE	RESPONSIBILITY	REQUIREMENT
3/28/14	Finance Department	5-Year Capital Improvement Plan (CIP) Letter to Departments
5/9/14	Department Heads	5-Year (CIP) Requests due to Finance Department
6/3/14	Executive Committee	Review Departmental CIP requests
7/1/14	Executive Chairman	Letter to Department Heads on budget parameters & limits
7/15/14	Finance Department	Provide Budget Instructions, parameters & assumptions to departments
8/15/14	Department Heads	Department budget requests due to Finance Department
8/14 & 9/14	Oversight Committee	Review & recommend approval of Department Budgets
9/3 & 9/5	Executive Committee	Budget hearings with Department Heads and Chairperson of Oversight Committee
10/7/14	Executive Committee	Review Summary of Department Budgets & set rates
10/25/14	Finance Director	Publish Proposed Budget
11/12/14	County Board	Public Hearing on Proposed Budget Set Levy & Adopt Budget

DEFINITIONS OF EXPENDITURE/EXPENSE SEGMENTS

Budgeted accounts consist of five segments (fund, department, function, project and object). Unless a department needs to be accounted for as a separate fund, it will be in the General Fund (101). An example of social security expense of the County Clerk would be:

101-0700-51420-000-120

Segment	Segment Name	Segment Number
Fund	General Fund	101
Department	County Clerk	0700
Functions	County Clerk	51420
Project	None	000
Object	Social Security	120

- A. Fund – A fiscal entity that is segregated for the purpose of accounting and budget reporting.
- B. Department – This is a specialized division of Wood County with a distinct mission that supports the mission of the entire county.
- C. Functions – the function is defined as the purpose or intent for incurring the expense. A function can be a department but a department can have multiple functions. Categories and Objects (B and C below) are encompassed in each function. The functions of Wood County are those as listed in the adopted budget published in the Official Proceedings of the Wood County Board of Supervisors.
- D. Projects – A structure to identify transactions of a specific projects or programs.
- E. Objects – these are specific “line item” elements of an account category. Departmental requested budgets are prepared at the object level. Examples are:
 - a) Categories-These are groupings of objects that have common characteristics. Wood County budgets for seven different categories of expense.
 - Personal Services – Wages and fringe benefits
 - Contractual Services – Professional services, utilities, repair & maintenance
 - Supplies & Other Operating Expenses – Office supplies, publications & subscriptions, travel, repair & maintenance supplies
 - Fixed Charges – Insurance, rents & leases, depreciation & amortization, payments in lieu of taxes
 - Debt Service – Principal and interest on long-term obligations
 - Grants & Contributions – Grants, donations, awards, losses on sales of fixed assets, bad debts
 - Capital Outlay – Office equipment, vehicles, machinery and equipment, furniture, buildings, land, land improvements

PREPARATION AND APPROVAL OF THE ANNUAL BUDGET

The departments will prepare their budget at the object (line item) level. The departmental budget is first approved by the respective oversight committee and then reviewed with and approved by the Executive Committee.

All budgets that include proposed building projects will be coordinated with the Building Maintenance Coordinator. The department will provide copies of proposed building projects to the Building Maintenance Coordinator prior to meeting with the Executive Committee. The Executive Committee must communicate changes in the proposed building projects to the Building Maintenance Coordinator prior to approval of the departmental budget.

ADOPTION OF THE ANNUAL BUDGET

- A. General Rule - The budget will be adopted by the full county board at the function level. Amendments, supplemental appropriations or transfers will also be made at the function level.
- B. Human Services – The Human Services Department has unique reporting requirements that require reporting at the function level while budgeting at a multifunction level. Human Services’ budget will be adopted as follows:

Budget		Functions Included
54500	Miscellaneous Prior Year	54500
54501	Administration	54501
54502	Support & Overhead	54502, 54503
54504	DHFS	54504 and 54507-54521, 54523, 54524, 54525, 54527, 54529
54505	DHFS LTS	54505, 54506, 54522, 54526, 54528
54530	Youth Aids	54530, 54533, 54535 and 54536
54540	ESS	54540, 54542, 54544, 54546
54552	W2	54551, 54552, 54553, 54554, 54555, 54558, 54559, 54560, 54561, 54565, 54565
54572	LIEAP	54572, 54574
54581	Day Care Admin	54580, 54581, 54582
54595	General Relief	54595

AMENDMENTS TO THE ADOPTED BUDGET

Amendments to the budget will be by a vote of two-thirds of the entire county board membership. Amendments shall be published in a class 1 notice in accordance with WI Statute 65.90. These Amendments are required any time the amounts of the appropriations (at the function level) are to be changed.

The Executive Committee is authorized by the county board to transfer funds between budgeted functions within a department or to transfer funds from the contingency fund. Transfers between budgeted functions within a department are limited to the lesser of \$5,000 or 10 percent of the funds originally budgeted in the function receiving the transfer. Requests for transfers from the contingent fund are required to be reviewed by the Finance Director so alternative solutions may be explored. Such transfers shall not exceed the balance of the contingent fund or 10 percent of the funds originally budgeted in the function receiving the transfer. Any transfers from the contingent fund require the publication of a class 1 notice within 10 days of the transfer.

ADMINISTRATIVE CONTROL OF THE ADOPTED BUDGET

Administrative control of the budget will usually be at the category level. Although the budget does not have to be officially amended at the category level, communication and approval of budget overages at the category level are required. The approval process and approval authority will vary depending on the category. Once again, any time excess spending at the category level leads to excess expenditures at the function level; an amendment to the budget by the full county board is required.

- A. Personal Services: Once the budget for wages and fringes is adopted, most changes that would cause actual costs to exceed the budget are controlled by the Executive Committee and subsequent action by the full county board (when applicable). Most wage adjustments are based on actions approved by the Executive Committee. Overtime is a cost that is under the control of the department head. Overtime costs that cause this entire category to be over budget have to be communicated to the oversight committee and preapproved by the Executive Committee.
- B. Contractual Services: Actual contractual service costs that exceed the budget at this category level are to be approved by the department head and communicated to the oversight committee.
- C. Supplies and Operating Expenses: Similar to contractual services, costs in excess of budget at this category level are to be approved by the department head and communicated to the oversight committee.
- D. Fixed Costs: The costs that are budgeted in this category (insurance, rents & leases, amortization and payments in lieu of taxes) should be determinable at the time the budget is adopted. Actions leading to increases in this category are typically the acquisition of new unbudgeted fixed assets, either by rent or purchase. Amendments to the budget involving the acquisition of fixed assets should include changes in the area of insurance and rents or leases.
- E. Debt Service: All required debt service costs should be determinable at the time the budget is adopted.
- F. Wood County Grants & Contributions: Any grants or contributions approved after the adoption of the budget should be funded with transfers from contingency or deferred until the subsequent year's budget. Approval of new grants and contributions are approved in the form of a resolution approved by a 2/3 majority vote by the full county board.
- G. Capital Outlay: Any changes to budgeted capital outlays or transfers between budgeted capital outlay objects will be based on the recommendation of the oversight committee and approval by the Executive Committee. The Executive Committee will inform the Building Maintenance Coordinator of proposed changes in budgeted capital outlays and seek his input, when appropriate.

REPORTING REQUIREMENTS

Periodic Reporting – Any oversight committee is authorized to request a report comparing budgeted versus actual expenditures/expenses at any time from the department head or the Finance Department. It is recommended that department heads provide their oversight committee a budget versus actual expenditure report at no less than a quarterly basis. Monthly reporting may be appropriate during the last quarter, especially when the actual expenditures appear that they may be exceeded by year-end.

Annual Reporting – At the conclusion of each fiscal year the county shall contract to have an independent external audit of the entire fiscal operations of the county. The report of the results of such audit will include a report on compliance with the annual budget. The report on compliance will indicate any actual expenditure that exceeded the budget at the function level. The audited financial statements will include a statement of Revenues, Expenditures, and Changes in Fund Balances Budget and Actual – All Budgeted Funds.

BUDGET ACTIVITY STRUCTURE

Wood County’s budget is structured into eight organizational units, or activities, which group operating departments providing similar services to the community. Each department is further broken down into its functional units, or programs. Programs summarize key statistics involving revenue, expenditures and personnel needed to perform a given function.

GENERAL GOVERNMENT

General Government agencies provide the Executive, Legislative, Administrative, Financial, Record Keeping, and Legal functions for Wood County.

Departments:	Clerk of Courts	Circuit Court Branch I
	Circuit Court Branch II	Circuit Court Branch III
	Child Support	Systems
	Finance	Treasurer
	District Attorney	Victim Witness
	Corporation Counsel	Register of Deeds
	County Clerk	Human Resources and Employee Benefits
	Risk Management	Coroner
	Building Maintenance and Purchasing	

Non-Departments:	General / Contingency	Ho Chunk Donations
------------------	-----------------------	--------------------

PUBLIC SAFETY

Public Safety agencies provide the Legal, Safety, Disaster Planning and Response, and Death Investigation functions for Wood County.

Departments:	Dispatch	Emergency Management
	Sheriff and Corrections	

HEALTH AND HUMAN SERVICES

These agencies provide the Human Service and Veterans' Assistance functions for Wood County.

Departments:	Health Department	Veterans Service Office
	Humane Officer	Human Services
	Care of Aging	Edgewater
	Norwood	

CULTURE, EDUCATION AND RECREATION

The Culture, Education and Recreation agencies provide Quality of Life Enhancement for Wood County.

Departments: Parks and Forestry County Aid for Libraries
 UW Extension Marshfield Fairgrounds
 UW Wood County/ Marshfield Campus

CONSERVATION AND ECONOMIC DEVELOPMENT

The Conservation and Economic Development agencies provide the Planning, Land Management, Land Protection, Waste Management and Recycling functions for Wood County.

Departments: Land Conservation Planning and Zoning
 Economic Development Payments in Lieu of Taxes

PUBLIC WORKS

Public Works agencies provide the Infrastructure Maintenance and Transportation functions for Wood County.

Departments: Highway

DEBT SERVICE

The Debt Service agency provides the Principal and Interest Repayment function for Wood County.

Department: Debt Service

CAPITAL OUTLAY

Listing of Capital Outlay by Departments

BASIS OF BUDGETING AND FUND STRUCTURE

The Wood County's budget is prepared in accordance with Generally Accepted Accounting Principles (GAAP). The accounts of the county are organized on the basis of funds and account groups, each of which is considered a separate accounting entity. The operations of each fund are accounted for with a separate set of self-balancing accounts that include its assets, liabilities, fund equity, revenues and expenditures or expenses, as appropriate. Government resources are allocated to and accounted for in individual funds based upon the purposes for which they are to be spent and the means by which the spending activities are controlled.

The use of fund accounting is one of the differences between GAAP for governmental entities and business enterprises. GAAP for government classifies funds into four broad categories: Governmental, Proprietary, Fiduciary and Account Groups. Each of these categories is further sub-divided into generic fund types.

GOVERNMENTAL FUND TYPES

GENERAL FUND

The General Fund accounts for the preponderance of the County's operations with the exception of the Human Services Department and the business type activities recorded in other major funds. It includes all resources not restricted legally to a specific use.

SPECIAL REVENUE FUNDS

Special revenue funds are used to account for the proceeds from specific revenue sources (other than expendable trust or major capital projects) that are either restricted or committed to use for specific purposes.

AGING AND DISABILITY RESOURCE CENTER

The Aging and Disability Resource Center is to account for the County's share of the joint venture with Marathon, Lincoln and Langlade to provide education, advocacy and access to services to lessen the impact of aging and disabilities in the lives of adults. Funding is provided through Tax Levy.

CHILD SUPPORT FUND

The Child Support Fund is to account for the provisions of services to County residents in the areas of child support enforcement, paternity establishment and medical support enforcement. Funding is provided through federal and state grants.

PARKS

Forestry Roads Fund – to account for the costs related to the improvement of public roads within the County forests, which are open and used for travel. Funding is provided through state grants.

Forests State Aid Fund – to account for the costs related to the purchase, development, preservation and maintenance of County forestlands. Funding is provided through state grants.

Parks State Aid Fund – to account for the costs related to the maintenance and construction of ATV and snowmobile trails. Funding is provided through state grants.

Wildlife Habitat Fund – to account for expenditures related to wildlife management operations on County forest lands, limited to approve projects designed to benefit wildlife and the natural environment. Funding is provided through state grants.

Parks Capital Projects – to account for the costs and funding of parks capital projects where the total project costs are shared between the County and the State. Funding is provided by state grants and parks revenues; typically timber sales.

PLANNING AND ZONING

Land Records Fund – to account for the modernization of land information using tools such as Geographic Information Systems (GIS) and document imaging software, and the costs related to GIS software training and other educational and informational programs. Funding is provided by recording fees collected by the Register of Deeds and state grants.

Private Sewage Fund – to account for the maintenance of safe and healthful conditions by regulating private onsite wastewater treatment systems (POWTS) use including location, installation, operation, management, inspection and repair. Revenues are provided by permit fees charged to property owners obtaining sanitary permits in Wood County.

LAND CONSERVATION

DNR Grants Fund – to account for services provided to landowners within the watershed, and others including farmers and units of government with water quality and soil erosion problems and the costs related to educational and informational programs. Funding is provided through state grants.

Nonmetallic Mining Reclamation Fund – to account for the costs related to the regulation and administration of the Wood County nonmetallic mining reclamation ordinance. Revenues are provided by permit fees charged to operators of all nonmetallic mining sites.

Land Conservation Fund – the contributions are to be used for environmental awareness, conservation or education involving land conservation.

TRANSPORTATION AND ECONOMIC DEVELOPMENT FUND

The Transportation and Economic Development Fund to account for the maintenance and enhancement of economic development of Wood County through the promotion and support of industrial development and transportation services. Funding is provided through state grants.

SHERIFF FUND

The Sheriff Fund is to account for specific elements of sheriff and corrections that are handled in a trust capacity. The Sheriff Fund is a non-budgeted fund. In 2013, the fund encompassed the following: rescue activities, drug investigations, bonds, canine operations, jail canteen and inmate deposits.

HO CHUNK DONATIONS

The Ho Chunk Donations is to account for contributions from, and uses of, proceeds by the Ho-Chunk Native American Nation. Wood County informs the Nation of the planned and actual uses of the revenue to assure them that the uses of revenue do not conflict with the interests of the Nation.

SALES TAX FUND

The Sales Tax Fund is to account for the collection of sales tax and is maintained as a special revenue fund for budgetary purposes only. Under GAAP, this fund does not meet the criteria to be reported as a special revenue fund and is reported as part of the General Fund.

DEBT SERVICE FUND

The Debt Service fund is used to account for the accumulation and use of financial resources to pay principal, interest, and related costs on general long-term debt.

CAPITAL PROJECTS FUND

The Capital Projects Fund is created to account for financial resources used for the acquisition or construction of major capital facilities other than those financed by proprietary funds.

PROPRIETARY FUND TYPES

ENTERPRISE FUNDS

Enterprise Funds are used to account for operations where the intent of the governing body is that the costs of providing services to the general public on a continuing basis be financed or recovered primarily through user charges; or for which periodic measurement of net income is appropriate for capital maintenance, public policy, management control, accountability, or other purposes.

EDGEWATER HAVEN NURSING HOME

Edgewater Haven Nursing Home - Accounts for activity associated with the operations and maintenance of the County's health care facility.

HIGHWAY FUND

Highway - Accounts for funds used to maintain and improve roadways and alternative modes of transportation within the County's jurisdiction.

INTERNAL SERVICE FUNDS

Internal service funds are used to account for the financing and services provided by one department or agency to other departments or agencies of the County or to other governmental units on a cost-reimbursement basis.

WORKERS COMPENSATION FUND

Workers Compensation Fund is to account for the cost of the County employees' self-insured workers' compensation coverage. Revenues are provided by fees charged to user departments.

EMPLOYEE HEALTH PLAN FUND

Employee Health Plan Fund is to account for the cost of the County employees' self-insured health plan. Revenues are provided by fees charged to user departments and employee paid premiums based on actuarial evaluations.

BUILDING MAINTENANCE FUND

Building Maintenance Fund is to account for the costs of maintenance, repairs and improvements to the following county owned buildings: courthouse and jail, courthouse annex, joint use building, sheriff lockup and Unified Services Center. Revenues are provided by rent charged to user departments.

OTHER POST EMPLOYMENT BENEFITS (OPEB) FUND

Other Post-Employment Benefits (OPEB) – to account for the costs of the “pay-as-you-go” conversion of the value of employee sick leave to health coverage upon retirement. Revenues are provided by fees charged to user departments as a percentage of gross wages. This is a non-budgeted fund.

PC REPLACEMENT FUND

The PC Replacement is to account for the replacement of computers for county departments. Revenues are provided by fees charged to user departments.

FIDUCIARY FUND TYPES

TRUST FUNDS

Trust funds account for assets held by a governmental entity in a trustee capacity. For non-expendable trust funds, only the income derived from the principal may be expended in the course of the fund's designated operations - the principal must be preserved intact. For expendable trust funds, both the income and principal may be expended in the course of the fund's designated operations.

MAJOR AND NON-MAJOR FUNDS

For government-wide financial statements, funds are also classified as either major or non-major within the governmental and proprietary funds. A fund is considered major if it is the primary operating fund of the County or meets the following criteria:

- Total assets, liabilities, revenues, or expenditures/expenses of that individual governmental or proprietary fund are at least 10 percent of the corresponding total for all funds of that category type, and
- The same element of the individual governmental fund or proprietary fund that met the 10 percent test is at least 5 percent of the corresponding total for all governmental and proprietary funds combined.
- In addition, any other governmental or proprietary fund that the County believes is particularly important to financial statement users may be reported as a major fund.

ACCOUNTING AND BUDGETING BASIS

Governmental funds, expendable trust funds and agency funds follow the modified accrual basis of accounting. Under the modified accrual basis of accounting, revenues are recorded when they are both measurable and available. Available means collectible within the current period or soon enough thereafter to be used to pay liabilities of the current period.

Expenditures are recorded when the related fund liability is incurred, except for unmatured interest on long-term debt, claims, judgments, compensated absences, and pension expenditures, which are recorded as a fund liability when expected to be paid with expendable available financial resources.

Proprietary funds and non-expendable trust funds are accounted for on the accrual basis. Revenues are recognized in the period in which they are earned; expenses are recognized in the period incurred.

Wood County budgets on a line item basis. The line item budget separately lists each expenditure and revenue item for each program, along with the dollar amount for each item. These line items are summarized into broad expenditure and revenue categories for

presentation in the budget document. Expenditures are summarized as Personnel Costs, Operating Expenditures, Contractual Services and Operating Capital. Revenues are summarized as Federal, State, Program, Other and Equity.

SUMMARY NARRATIVE

WOOD COUNTY 2015 PROPOSED BUDGET SUMMARY



Wood County

WISCONSIN

Office of
Finance Director

Michael Martin
Finance Director

WOOD COUNTY 2015 PROPOSED BUDGET SUMMARY

October 26, 2014

To the Members of the Wood County Board of Supervisors, the Executive Committee and the citizens of Wood County

OVERVIEW

	2015 Proposed	2014 Revised	2014 Adopted
SOURCES			
General Property tax	\$22,795,568	\$22,089,012	\$22,089,009
Revenues	71,390,762	66,364,339	66,364,339
Funds applied	6,501,155	4,165,608	3,900,354
Total Sources	\$100,687,485	\$92,618,959	\$92,353,702
USES			
Operating Costs	\$90,821,093	\$87,355,184	\$87,276,183
Debt Service	1,279,475	454,800	454,800
Capital Outlay	8,586,917	4,808,975	4,622,720
Total Uses	\$100,687,485	\$92,618,959	\$92,353,703

The proposed budgeted expenditures for 2015 of \$100.69 million are \$8.07 million more than the 2014 budget (as currently amended) of \$92.62 million and \$8.33 million more than the 2014 budget (as adopted) of \$92.35 million. The increase is concentrated in three areas:

- Human Services expenditures are increasing \$3.34 million mainly due to the \$2.4 million North Central Regional FSET initiative which is completely funded with State Aid
- Capital outlay increase of \$3.8 million with a significant portion due to the increased highway construction which is funded with debt proceeds
- Debt Service increase of \$823 thousand which is related to principal and interest payments on the new highway construction debt

The proposed budgeted program revenues for 2015 of \$71.39 million are \$5.03 million more than the 2014 budget (as amended and adopted) of \$66.36 million.

The proposed property tax levy for 2015 of \$22.80 million is \$707 thousand higher than the 2014 property tax levy of \$22.09 million. Wood County's property taxes and rates consist of three elements:

- Operating
- Debt Service
- Library Aid

The operating taxes increased \$132 thousand because of a 0.63% increase in equalized valuation while maintaining the same tax rate of \$4.5914. The debt service portion of the levy increased by \$516 thousand due to higher principal and interest on the new 2014 highway construction debt. The debt service tax rate is increasing from \$0.10 to \$0.21. The library taxes increased \$59 thousand from \$746,261 to \$805,042. The property tax rate for municipalities with a library increased from \$4.6914 to \$4.8034 while the property tax for municipalities without a library increased from \$5.0359 to \$5.1751.

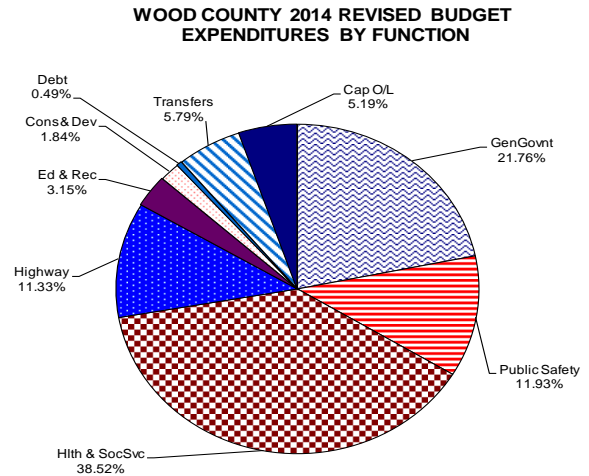
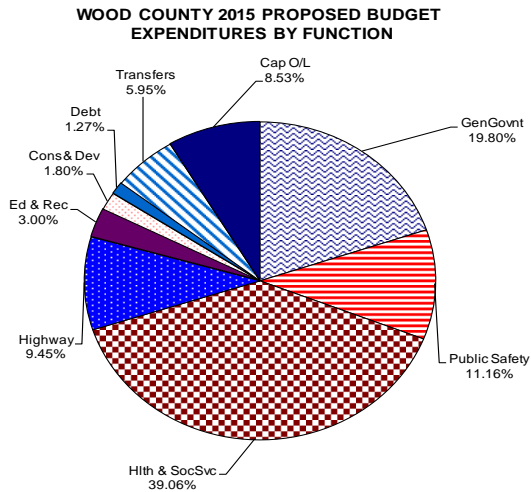
Wood County is using cash reserves of \$6.50 million to balance the 2015 budget. Nearly all of the Governmental Fund Types are using restricted, committed or assigned funds to fund 2015 expenditures with nothing needed from General Fund undesignated funds. Internal service fund (Employee Health, Workers Compensation and Building Maintenance) cash reserves are budgeted to increase by \$253 thousand. Highway reserves are decreasing by \$441 thousand. Trust fund (Land Conservation) cash balances are budgeted to decrease by \$17,591. Wood County is anticipating that cash reserves for working capital will be at 15.41% of governmental fund budgeted expenditures plus proprietary fund (Edgewater and Highway) levies. This is an increase from the 15.25% budgeted for 2014.

**ANALYSIS OF EXPENDITURES BY
FUNCTION/PURPOSE**

ANALYSIS OF EXPENDITURES

Governments usually show their allocation of expenditures in one of two ways:
By function/purpose, or type

ANALYSIS OF EXPENDITURES BY FUNCTION/PURPOSE



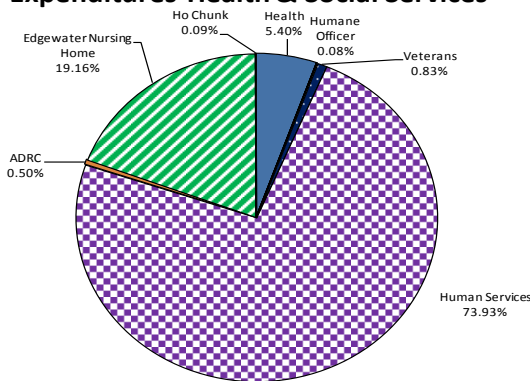
Uses			
GenGovnt	\$	19,935,395	19.80%
Public Safety		11,232,046	11.16%
Hlth & SocSvc		39,328,865	39.06%
Highway		9,510,616	9.45%
Ed & Rec		3,016,285	3.00%
Cons & Dev		1,810,016	1.80%
Debt		1,278,098	1.27%
Transfers		5,989,247	5.95%
Cap O/L		8,586,917	8.53%
	\$	<u>100,687,485</u>	<u>100.00%</u>

Uses			
GenGovnt	\$	20,158,455	21.76%
Public Safety		11,049,970	11.93%
Hlth & SocSvc		35,672,676	38.52%
Highway		10,489,906	11.33%
Ed & Rec		2,922,089	3.15%
Cons & Dev		1,702,514	1.84%
Debt		454,800	0.49%
Transfers		5,359,574	5.79%
Cap O/L		4,808,975	5.19%
	\$	<u>92,618,959</u>	<u>100.00%</u>

Health and Human Services

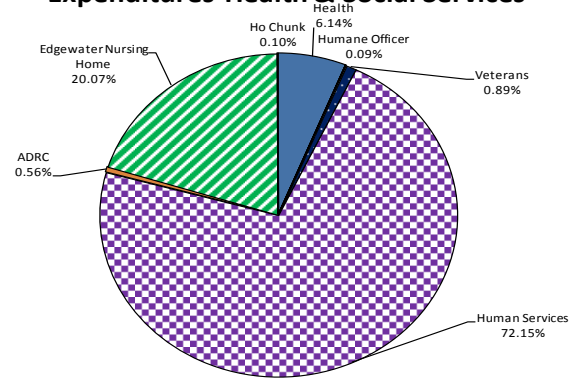
Health and Human Services expenditures are increasing by \$3,656,189 and 10.25%. Health and Human Services is the largest expenditure category of County operations comprising nearly 40% of total expenditures. Human Services is the largest expenditure department at \$29.07 million which is 29% of the total County and 74% of this category. Human Services expenditures are increasing \$3.34 million and 12.96%. \$2.4 million of that increase is the cost of the North Central Regional FSET (Food Share Employment and Training) initiative with 100% of the cost covered by State Aid. Community Contractual Services increased \$494 thousand with \$394 thousand in Mental Health COP and \$106 thousand in Youth Aids. The Health Department decreased (\$65,942) and (0.03%) mostly due to the end of the "Transform Wisconsin Grant". Edgewater Nursing Home expenditures increased \$378 thousand and 5.3% which was mostly due to wage and fringe increases and contractual therapy services.

Wood County 2015 Budgeted Expenditures-Health & Social Services



Health	\$ 2,124,727
St Spec Chgs	1,072
Humane Officer	30,499
Veterans	325,993
Human Services	29,074,389
ADRC	198,278
Edgewater Nursing Hor	7,537,187
Ho Chunk	36,720
Total	\$ 39,328,865

Wood County 2014 Budgeted Expenditures-Health & Social Services

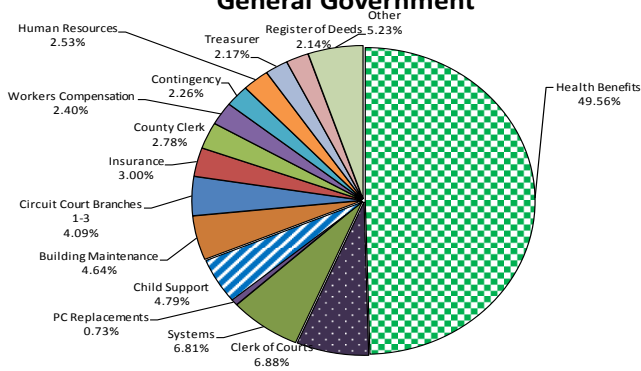


Health	\$ 2,190,669
St Spec Chgs	842
Humane Officer	30,499
Veterans	318,386
Human Services	25,738,422
ADRC	198,278
Edgewater Nursing Hor	7,158,860
Ho Chunk	36,720
Total	\$ 35,672,676

General Government

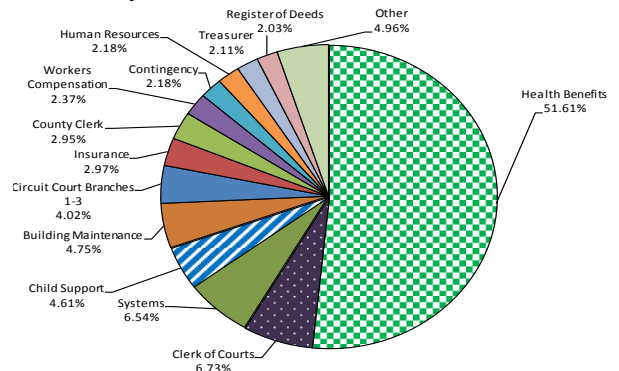
General Government expenditures are decreasing by (\$223,060) and (1.11%). Employee Health benefits which account for nearly half of this category, are decreasing (\$524) thousand mostly due to lower expected claims for 2015. The PC Replacement function is increasing \$145 thousand due to a reclassification of expenditures from outlay to supplies for 2015. The remaining areas are increasing \$156 thousand and 1.60%.

**Wood County 2015 Budgeted Expenditures-
General Government**



Health Benefits	\$ 9,879,749
Clerk of Courts	1,371,050
Systems	1,356,856
PC Replacements	145,000
Child Support	954,868
Building Maintenance	925,498
Circuit Court Branches	814,954
Insurance	598,914
County Clerk	553,855
Workers Compensation	478,120
Contingency	450,000
Human Resources	504,096
Treasurer	432,615
Register of Deeds	426,859
Other	1,042,961
Total	\$ 19,935,395

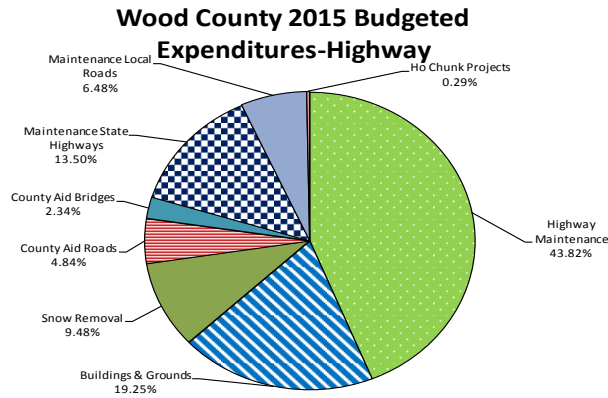
**Wood County 2014 Budgeted
Expenditures-General Government**



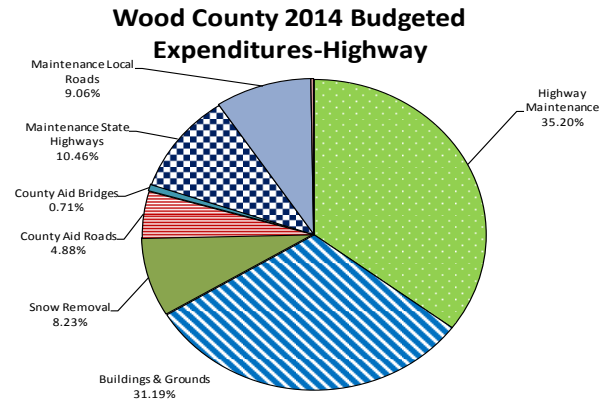
Health Benefits	\$ 10,404,104
Clerk of Courts	1,356,646
Systems	1,319,119
PC Replacements	-
Child Support	928,482
Building Maintenance	957,212
Circuit Court Branches	810,519
Insurance	598,819
County Clerk	594,018
Workers Compensation	477,825
Contingency	438,645
Human Resources	439,606
Treasurer	424,598
Register of Deeds	409,836
Other	999,029
Total	\$ 20,158,458

Highway

Highway expenditures are decreasing (\$979) thousand and (9.34%). The significant decrease was in Buildings & Grounds which decreased (\$1.44) million. Construction costs were budgeted in this category in 2014 and were funded with tax levy. The County was not keeping pace with an appropriate replacement schedule. The County Board made the decision to dramatically increase the construction rate from approximately \$1.8 million in 2014 to \$5.1 million in 2015 and fund it with long-term borrowing of \$4.8 million and \$320,000 of Bureau of Indian Affairs (BIA) contributions. The \$5.1 million is in capital outlay in the Capital Projects Fund for 2015. Snow removal operations increased \$38 thousand and 4.40%. County aid for bridges increased \$148 thousand and 197%. Maintenance of State and Local Roads decreased (\$148) thousand and (7.22%).



Highway Maintenance	\$	4,168,007
Buildings & Grounds		1,830,657
Snow Removal		901,474
County Aid Roads		460,519
County Aid Bridges		222,601
Maintenance State High		1,283,545
Maintenance Local Roa		616,313
Ho Chunk Projects		27,500
	\$	<u>9,510,616</u>

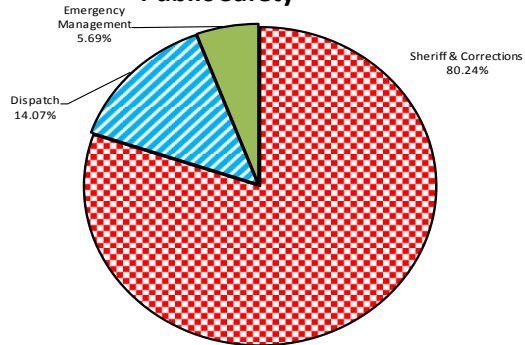


Highway Maintenance	\$	3,692,386
Buildings & Grounds		3,272,032
Snow Removal		863,517
County Aid Roads		511,670
County Aid Bridges		75,000
Maintenance State High		1,097,461
Maintenance Local Roa		950,340
Ho Chunk Projects		27,500
	\$	<u>10,489,906</u>

Public Safety

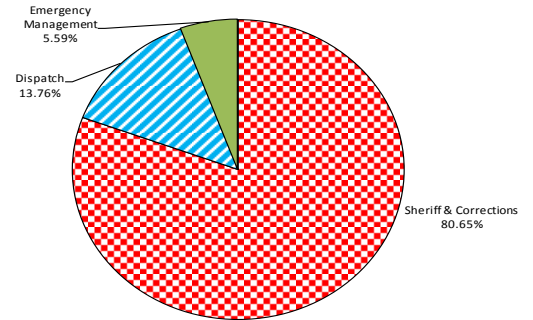
Public Safety expenditures are increasing \$182 thousand and 1.65%. Sheriff and Corrections is by far the largest of this category comprising over 80%. Sheriff and Corrections increased \$101 thousand mostly due to wages and fringes. Emergency Management is increasing \$22 thousand and 3.56% mostly due to an increase of \$19,500 in radio repairs. Shared Dispatch is increasing \$59 thousand and 3.87% mostly due to wages and fringes.

**Wood County 2015 Budgeted Expenditures-
Public Safety**



Sheriff & Corrections	\$	9,012,871
Dispatch		1,579,866
Emergency Managemen		639,309
	\$	<u>11,232,046</u>

Wood County 2014 Budgeted Expenditures-Public Safety

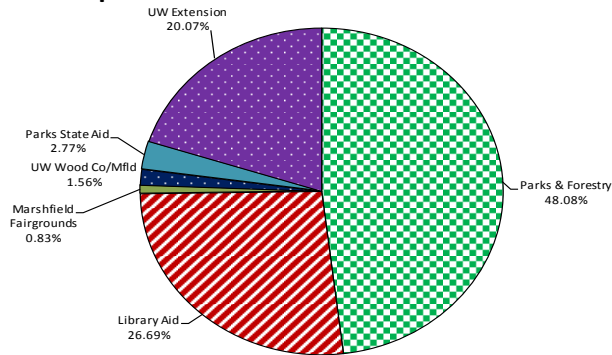


Sheriff & Corrections	\$	8,911,670
Dispatch		1,520,976
Emergency Managemen		617,324
	\$	<u>11,049,970</u>

Recreation and Education

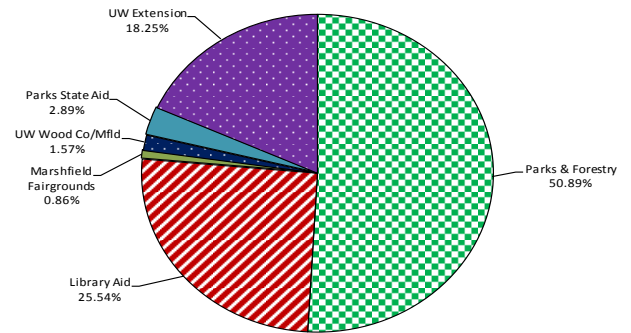
Recreation and Education expenditures are increasing \$94,196 and 3.22%. Parks and Forestry is decreasing (\$36,792) and (2.47%) mostly due to a decrease in FTEs and interdepartmental transfers. UW Extension is increasing \$72,107 and 13.52% mostly due to the Clean Sweep Program and funding for Farm Technology Days. County Aid for Libraries increased \$58,781 and 7.87%. All others increased \$100 and 0.06%.

Wood County 2015 Budgeted Expenditures-Recreation & Education



Parks & Forestry	\$	1,450,259
Library Aid		805,042
Marshfield Fairgrounds		25,000
UW Wood Co/Mfld		47,002
Parks State Aid		83,470
UW Extension		605,512
	\$	<u>3,016,285</u>

Wood County 2014 Budgeted Expenditures-Recreation & Education

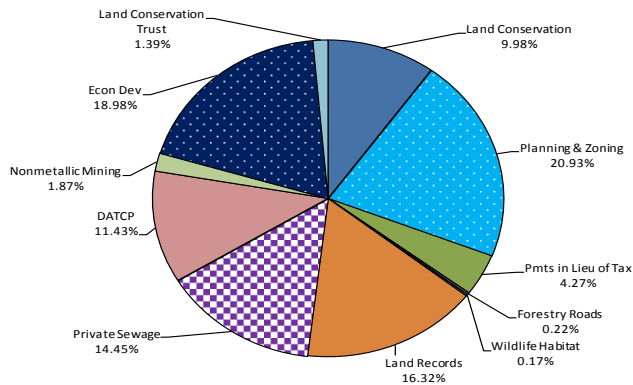


Parks & Forestry	\$	1,487,051
Library Aid		746,261
Marshfield Fairgrounds		25,000
UW Wood Co/Mfld		45,969
Parks State Aid		84,403
UW Extension		533,405
	\$	<u>2,922,089</u>

Conservation and Development

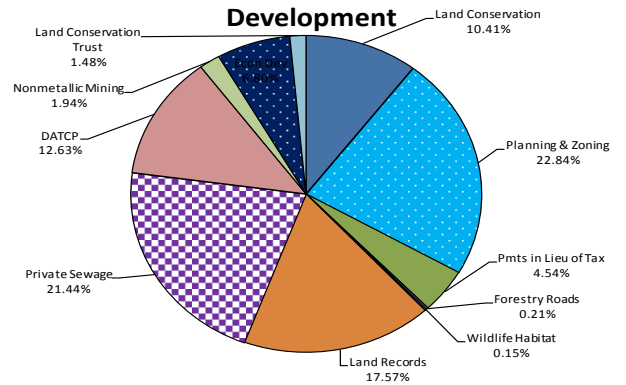
Conservation and development expenses are increasing \$107,502 and 6.31%. Economic Development increased \$227,759 mostly due to the funding of the Hewitt/Marshfield Connector Trail for \$212,000. Appropriation of carryover funds decreased (\$41,360) in Private Sewage and increased \$11,322 in Land Record. Professional services related to LIDAR decreased (\$20,811) in Land Record and decreased (\$50,000) in Private Sewage. All other costs decreased (\$19,408) and (1.59%).

Wood County 2015 Budgeted Expenditures-Conservation & Development



Land Conservation	\$	180,618
Planning & Zoning		378,867
Pmts in Lieu of Tax		77,345
Forestry Roads		4,000
Wildlife Habitat		3,000
Land Records		295,312
Private Sewage		261,522
DATCP		206,833
Nonmetallic Mining		33,882
Econ Dev		343,487
Land Conservation Trus		25,150
	\$	<u>1,810,016</u>

Wood County 2014 Budgeted Expenditures-Conservation & Development



Land Conservation	\$	177,190
Planning & Zoning		388,913
Pmts in Lieu of Tax		77,345
Forestry Roads		3,500
Wildlife Habitat		2,500
Land Records		299,047
Private Sewage		365,039
DATCP		215,022
Nonmetallic Mining		33,080
Econ Dev		115,728
Land Conservation Trus		25,150
	\$	<u>1,702,514</u>

Debt Service

Debt service expenditures increased \$823,298 and 181% from \$454,800 to \$1,278,098. The County had two new debt issues during 2014;

- \$860,000 State Trust Fund Loan for the financing of two new radio towers
- \$4.825 million G.O. Promissory Notes for 2015 Highway construction.

The 2015 debt service for Highway construction of \$831,098 is being funded with \$307,398 from the premium on the debt issue with the remainder of \$523,700 being funded with new tax levy. The first payment on the \$860,000 State Trust Fund Loan is in 2016. The Edgewater capital improvement and State Trust Fund Loan Refinancing debt service decreased (\$7,800) from \$454,800 to \$447,000. The total outstanding general obligation debt at the end of 2014 of \$8,535,000 is only 3.73% of the County's legal borrowing capacity of \$229 million. The tax rate for debt service is increasing from 10 cents to 21 cents per thousand of equalized valuation. Debt service represents only 1.27% of the total budgeted expenditures.

Capital Outlay

Capital outlay expenditures increased \$3.78 million and 78.6% from \$4,808,975 to \$8,586,917. The largest capital outlay is the \$5.1 million of Highway construction project being funded with general obligation debt proceeds of \$4.8 million and \$320 thousand of BIA contributions. 2014 highway construction was not classified as capital outlay in 2014 but was classified in the highway maintenance operating area. Other significant capital appropriations are:

- \$715,000 in Highway machinery and equipment,
- \$748,000 for parks projects and equipment,
- \$263,531 for Sheriff vehicles and equipment,
- \$233,500 for improvements to General County buildings,
- \$140,500 for improvements to the UW Wood County/Marshfield campus
- \$653,000 for general county software and computer equipment upgrades and replacements
- \$332,450 for Norwood buildings, furnishings and equipment

Of the total capital outlay, \$1,767,481 is funded with tax levy, \$233,500 funded with interdepartmental charges, \$4,795,499 from debt and lease proceeds, \$815,936 from grants and \$995,000 from un-lapsed funding from prior years.

Transfers

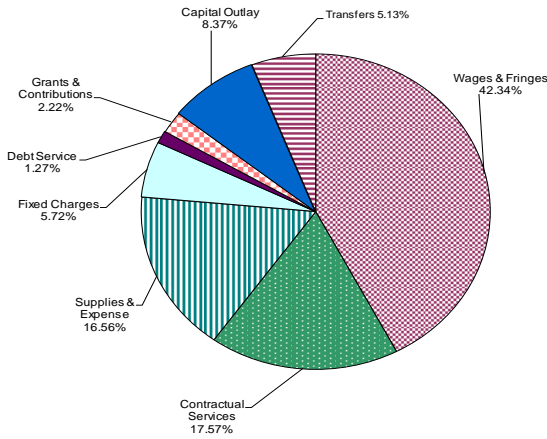
Transfers increased by \$429,673 and 8.02% from \$5,359,574 to \$5,789,247. The transfers are/were as follows

	2015	2014
Sales Tax to General Fund	\$5,320,565	\$5,027,353
Health Fund to Wellness	246,836	127,679
Land Conservation SRF to Gen Fund	20,341	19,276
Parks SRF to General Fund	21,844	58,266
Sheriff non-lapsing to General Fund	179,661	127,000
	<u>\$5,789,247</u>	<u>\$5,359,574</u>

ANALYSIS OF EXPENDITURES BY TYPE

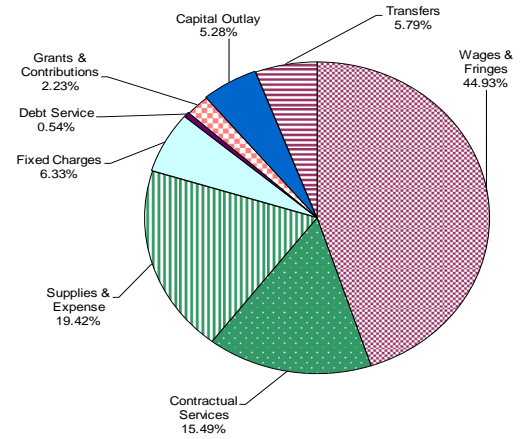
ANALYSIS OF EXPENDITURES BY TYPE

**WOOD COUNTY 2015 PROPOSED BUDGET
EXPENDITURES BY TYPE**



Uses			
Wages & Fringes	\$ 42,628,415		42.34%
Contractual Services	17,693,635		17.57%
Supplies & Expense	16,672,545		16.56%
Fixed Charges	5,761,017		5.72%
Debt Service	1,279,475		1.27%
Grants & Contributions	2,234,161		2.22%
Capital Outlay	8,428,990		8.37%
Transfers	5,989,247		5.95%
	\$100,687,485		100.00%

**WOOD COUNTY 2014 REVISED BUDGET
EXPENDITURES BY TYPE**



Uses			
Wages & Fringes	\$ 41,613,338		44.93%
Contractual Services	14,347,073		15.49%
Supplies & Expense	17,984,368		19.42%
Fixed Charges	5,863,886		6.33%
Debt Service	501,608		0.54%
Grants & Contributions	2,061,135		2.23%
Capital Outlay	4,887,975		5.28%
Transfers	5,359,574		5.79%
	\$ 92,618,957		100.00%

Wages and Fringes

Wages and Fringes expenditures increased \$1,015,077 and 2.44%. The budgeted wages and fringes increased due to a combination of:

- FTEs increased by 3.82 from 606.15 to 609.97 due to new position requests of 7.32 FTEs offset by departmental staffing decreases of 3.50
- Regular wages increased \$380 thousand and 1.43% mostly due to step increases new wage plan implemented in 2013 offset by the decrease in FTEs
- Health Insurance decreased (\$61) thousand due to a decrease in the regular FTEs
- Other fringes increased \$20 thousand and 0.39% due to a combination of a decrease in retirement rates offset by the increase in regular wages
- Wages and fringes related to new program improvement requests totaled \$513 thousand compared to \$55 thousand in 2014
- Overtime increased \$130 thousand mostly due to an increase in Highway of \$140 thousand from \$27 thousand to \$167 thousand
- Part-time wages increased \$76 thousand from \$442 thousand to \$518 thousand mostly due to increases at Edgewater of \$49 thousand and Coroner of \$28 thousand

Contractual Services

Contractual Services expenditures increased \$3,346,562 and 23.32% from \$14,347,073 to \$17,693,635

The large increases occurred in:

- Highway \$129 thousand from \$858 to 987 thousand (Machinery)
- Human Services Community \$2.7 million from \$5.9 to \$8.6 million (Regional FSET)

- Human Services Institution \$63 thousand from \$2.02 to \$2.08 million
- Edgewater \$176,015 from \$858,705 to \$1,034,720 (therapy \$115,000)
- Parks \$41 thousand from \$234 thousand to \$275 thousand
- Human Resources Health Benefits \$40 thousand from \$226 to \$265 thousand
- Economic Development \$212,000 Hewitt/Marshfield Connector Trail
- UW Extension \$46 thousand from \$149 thousand to \$195 thousand (Farm Technology & Clean Sweep)

The large decreases occurred in:

- Health \$68 thousand from \$103 thousand to \$35 thousand (Public Health)
- Planning \$69 thousand from \$151 thousand to \$82 thousand (Private Sewage & Land Records)

Debt Service

Debt Service increased \$777,867 and 155% from \$501,608 to \$1,279,475. This category includes the interdepartmental debt service for loans from Building Maintenance to Highway and Norwood in addition to the external principal and interest.

Supplies and other Operating

Supplies and other Operating decreased (\$1,311,823) and (7.29%) from \$17,984,368 to \$16,672,545

The largest increases were in:

- Edgewater \$101,013 (Nursing & Dietary)
- Information Technology \$145,020 (reclassification from outlay)

The large decreases were in:

- Human Resources (\$765,980) (mostly in health claims)
- Highway (\$796,412) (mostly in Maint Gang-2014 construction)

Fixed Charge

Fixed Charge expenditures decreased (\$102,869) and (1.75%) from \$5,863,886 to \$5,761,017. These expenditures consist mostly of rents, property and liability insurance, bad debt expense and depreciation. There were no significant changes in internal rental expense which are billed by the Building Maintenance Fund.

Large increases were in:

- The Health Benefits stop loss insurance increased \$171,053 and 11.34%
- Human Services \$104,893 mostly for Norwood bad debt expense (\$69,172)

Large decreases were in:

- Highway (\$373,075) mostly due to a reclassification of \$450,000 of machinery charges for State & Local roads to supplies and other operating

Contributions and grants

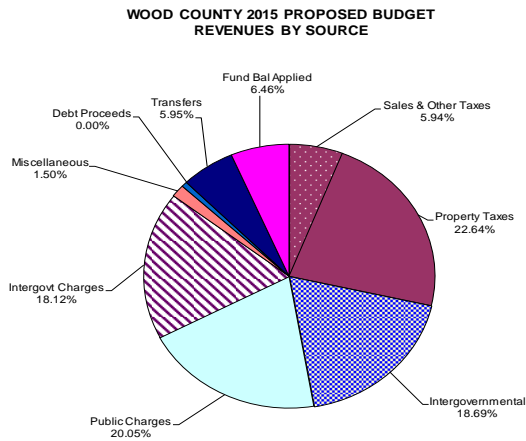
Contributions and grants increased \$173,026 and 8.39% from \$2,061,135 to \$2,234,161

The large increases were in:

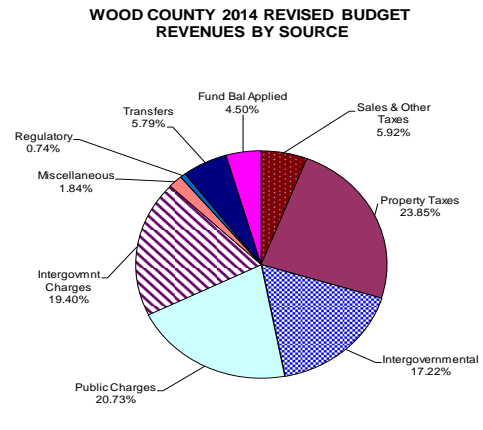
- Highway Co Aid for Bridges increased \$95,131 and 127%
- Economic Grants for bicycle trails and airports increased \$15,759
- County Aid for Libraries increased \$58,781

ANALYSIS OF REVENUES BY SOURCE

ANALYSIS OF REVENUES BY SOURCE



Sources			
Sales & Other Taxes	\$	5,985,167	5.94%
Property Taxes		22,795,568	22.64%
Intergovernmental		18,818,098	18.69%
Public Charges		20,186,027	20.05%
Intergovt Charges		18,249,565	18.12%
Miscellaneous		1,515,078	1.50%
Regulatory		647,580	0.64%
Debt Proceeds		-	0.00%
Transfers		5,989,247	5.95%
Fund Bal Applied		6,501,155	6.46%
	\$	<u>100,687,485</u>	<u>100.00%</u>



Sources			
Sales & Other Taxes	\$	5,483,725	5.92%
Property Taxes		22,089,012	23.85%
Intergovernmental		15,952,004	17.22%
Public Charges		19,203,106	20.73%
Intergovmt Charges		17,964,365	19.40%
Miscellaneous		1,700,465	1.84%
Regulatory		681,100	0.74%
Debt Proceeds		20,000	0.02%
Transfers		5,359,574	5.79%
Fund Bal Applied		4,165,608	4.50%
	\$	<u>92,618,959</u>	<u>100.00%</u>

Property taxes

Property taxes increased \$706,556 and 3.2%. The operating tax levy increased by \$131,880 and 0.63% due to the increase in equalized valuation. The debt service tax levy increased by \$515,900 due to the principal and interest on the new debt for Highway construction. The library levy increased \$58,781 from \$746,261 to \$805,042. The tax rate assessed over the entire County for operations is unchanged at \$4.5914. The tax rate for debt service is increasing 11 cents from \$0.1000 to \$0.2120. The library tax rate is increasing from \$0.34456 to \$0.37173. The equalized valuation increased \$28.7 million and 0.63%. The County is \$102 thousand below the levy limit set by the Wisconsin Department of Revenue

The recent history of property tax rates (per thousand dollars of equalized valuation) for Wood County is as follows:

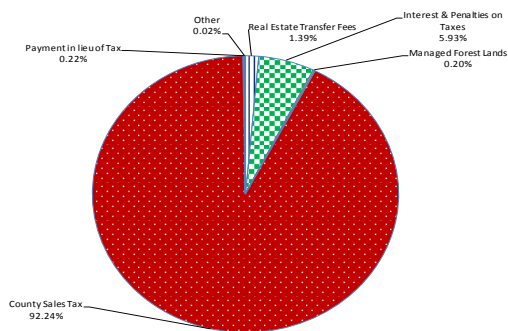
Budget Year	Municipalities With a Library	Municipalities Without a Library
2003	\$5.71	\$6.08
2004 (Co Sales Tax)	\$4.83	\$5.18
2005	\$4.83	\$5.18
2006 (Shared Dispatch)	\$4.95	\$5.29

2007	\$4.81	\$5.12
2008	\$4.78	\$5.09
2009	\$4.70	\$5.03
2010	\$4.70	\$5.03
2011	\$4.70	\$5.03
2012	\$4.69	\$5.04
2013	\$4.69	\$5.05
2014	\$4.69	\$5.04
2015 (proposed)	\$4.80	\$5.18

Sales and other taxes

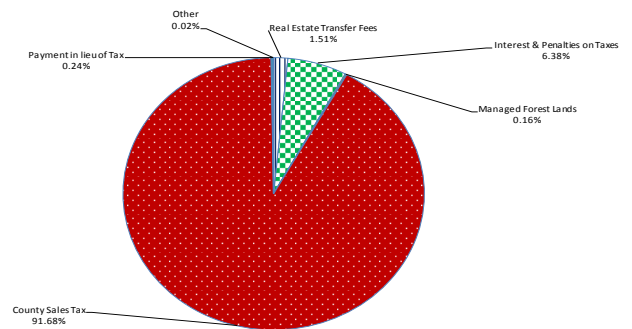
Sales and other taxes increased \$501,442 and 9.14%. The county sales tax is projected to increase \$493,212 and 9.8% over the 2013 budget and \$54,659 and 1.00% over the 2014 estimate. Interest and penalties on delinquent taxes is budgeted to increase \$5,000 and 1.43%. Managed Forest Lands increased \$3,000 and 33%. Real estate transfer fees and payments in lieu of taxes are unchanged at \$83,000 and \$13,350 respectively.

Wood County 2015 Budgeted Revenues-Sales and Other Taxes



Real Estate Transfer Fee:	\$	83,000
Interest & Penalties on Ta		355,000
Managed Forest Lands		12,000
County Sales Tax		5,520,565
Payment in lieu of Tax		13,350
Other		1,252
	\$	<u>5,985,167</u>

Wood County 2014 Budgeted Revenues-Sales and Other Taxes



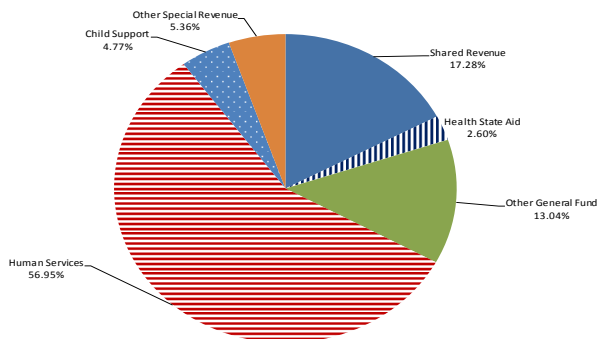
Real Estate Transfer Fee	\$	83,000
Interest & Penalties on Ta		350,000
Managed Forest Lands		9,000
County Sales Tax		5,027,353
Payment in lieu of Tax		13,350
Other		1,022
	\$	<u>5,483,725</u>

Intergovernmental

Intergovernmental state and federal aids increased \$2,866,094 and 2.0% from \$15,952,004 to \$18,818,098.

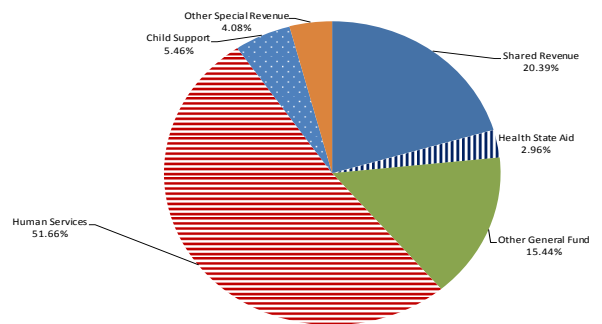
- Shared Revenues are unchanged at \$3,252,084
- State Aid for Courts decreased (\$58,560) and (22.24%) from \$263,350 to \$204,790
- Health Department state aids increased \$17,286 and 3.66%
- New Economic Development grant of \$212,000 for Hewitt/Marshfield Connector Trail
- Highway General Transportation Aids unchanged at \$1,600,000
- Human Services state aid increased \$2,454,764 and 29.7% mostly due to the new North Central Regional FSET
- Child Support state aid increased \$26,649 and 3.06%
- State Aid for Parks increased \$104,518 and 24.3% from \$429,947 to \$534,465
- Land Records Grant increased \$50,000

Wood County 2015 Budgeted Revenues- Intergovernmental



Shared Revenue	\$ 3,252,084
Health State Aid	489,798
Other General Fund	2,454,232
Human Services	10,716,304
Child Support	897,191
Other Special Revenue	1,008,489
	<u>\$ 18,818,098</u>

Wood County 2014 Budgeted Revenues- Intergovernmental



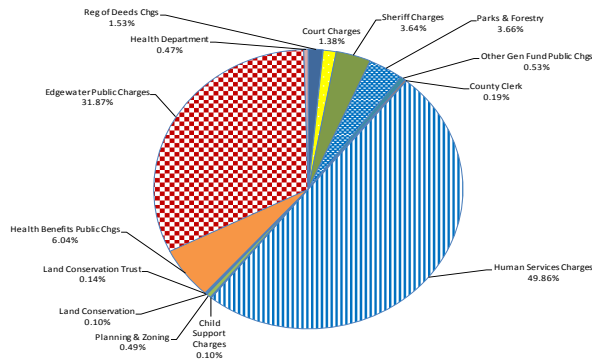
Shared Revenue	\$ 3,252,084
Health State Aid	472,512
Other General Fund	2,463,751
Human Services	8,241,540
Child Support	870,542
Other Special Revenue	651,575
	<u>\$ 15,952,004</u>

Public Charges

Public Charges increased by \$1,004,921 and 5.12% from \$19,203,106 to \$20,208,027.

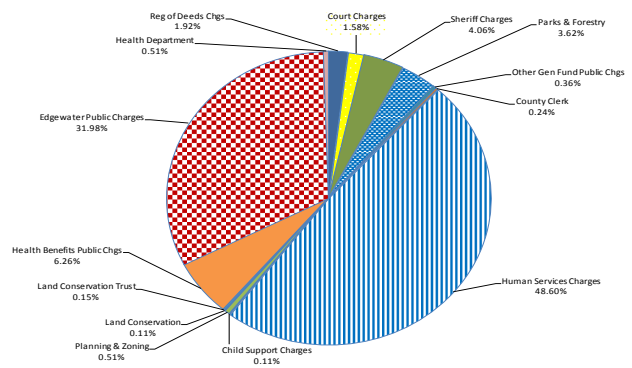
- Park charges increased \$45,000 and 6.47%
- Employee charges for health coverage increased \$18,140 and 1.51%
- Edgewater charges increased \$298,238 and 4.86%
- Register of Deeds charges decreased (\$60,000) and (16.26%)
- Sheriff charges decreased (\$42,651) and (5.48%) mostly in the Jail
- Human Services Community charges increased \$588,598 and 20.55% mostly due to CCS
- Human Services Institution charges increased \$154,080 and 2.38%

Wood County 2015 Budgeted Revenues-Public Charges



Reg of Deeds Chgs	\$	309,000
Court Charges		278,710
Sheriff Charges		736,412
Parks & Forestry		740,000
Other Gen Fund Public Ct		106,530
County Clerk		38,800
Human Services Charges	10,076,058	
Child Support Charges		20,540
Planning & Zoning		99,100
Land Conservation		20,690
Land Conservation Trust		27,900
Health Benefits Public Ch		1,219,930
Edgewater Public Charge		6,439,357
Health Department		95,000
	\$	<u>20,208,027</u>

Wood County 2014 Budgeted Revenues-Public Charges



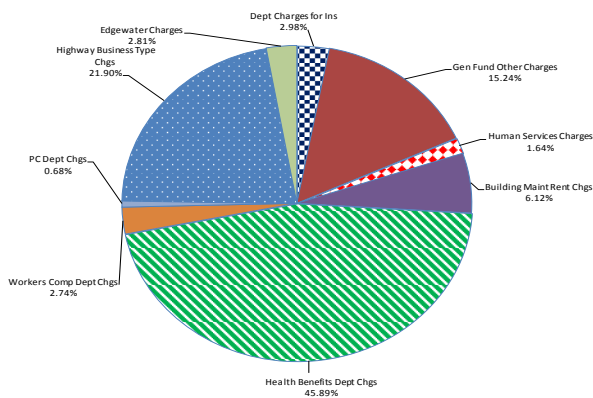
Reg of Deeds Chgs	\$	369,000
Court Charges		304,100
Sheriff Charges		778,688
Parks & Forestry		695,000
Other Gen Fund Public Ct		68,385
County Clerk		45,300
Human Services Charges	9,333,379	
Child Support Charges		20,800
Planning & Zoning		98,100
Land Conservation		21,695
Land Conservation Trust		27,900
Health Benefits Public Ch		1,201,790
Edgewater Public Charge		6,141,119
Health Department		97,850
	\$	<u>19,203,106</u>

Intergovernmental Charges

Intergovernmental Charges increased by \$285,200 and 1.59%.

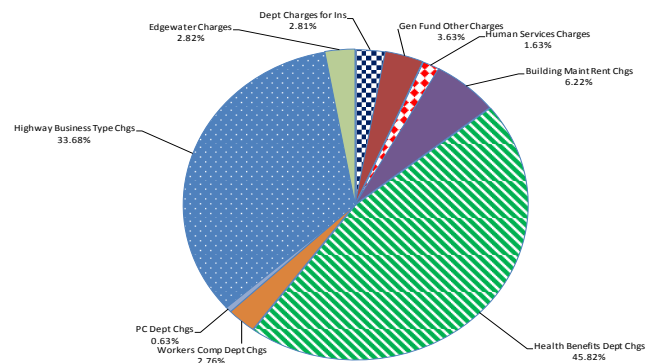
- Departmental charges for property & liability insurance increased \$39,487 and 7.83%
- Systems departmental charges decreased (\$9,165) and (3.45%)
- Edgewater IGP increased \$5,802 and 1.14%
- Highway charges increased \$42,608 and 0.67%
- Health fund departmental charges increased \$143,320 and 1.74%
- Planning & Zoning increased \$61,036 mostly for new LIDAR charge

Wood County 2015 Budgeted Revenues- Intergovernmental Charges



Dept Charges for Ins	\$	543,886
Gen Fund Other Charges		2,781,606
Human Services Charges		298,570
Building Maint Rent Chgs		1,117,348
Health Benefits Dept Chgs		8,375,040
Workers Comp Dept Chgs		500,000
PC Dept Chgs		123,635
Highway Business Type Chgs		3,996,738
Edgewater Charges		512,742
	\$	<u>18,249,565</u>

Wood County 2014 Budgeted Revenues- Intergovernmental Charges



Dept Charges for Ins	\$	504,399
Gen Fund Other Charges		652,016
Human Services Charges		293,500
Building Maint Rent Chgs		1,117,348
Health Benefits Dept Chgs		8,231,720
Workers Comp Dept Chgs		495,000
PC Dept Chgs		113,310
Highway Business Type Chgs		6,050,132
Edgewater Charges		506,940
	\$	<u>17,964,365</u>

Regulatory

Regulatory decreased (\$33,520) and (4.92%) from \$681,100 to \$647,580

Licenses and permits

Licenses and permits decreased (\$7,470) and (2.27%). This was mostly due to Private Sewage licenses decreasing (\$9,020) and (6.99%).

Fines, Forfeits and Penalties

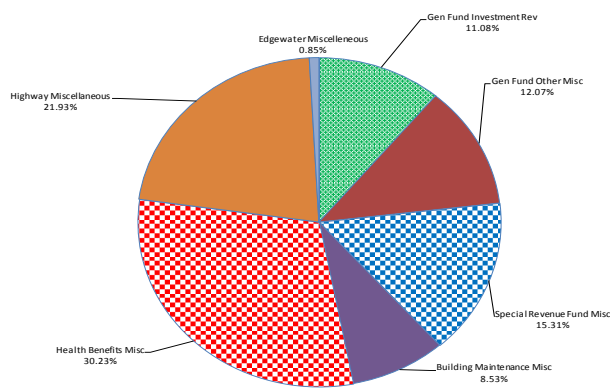
Fines, Forfeits and Penalties decreased (\$26,050) and (7.40%). This was due to decreases of (\$20,200) in Clerk of Courts and (\$6,000) in Private Sewage.

Miscellaneous Revenues

Miscellaneous Revenues decreased by (\$207,387) and (12.2%) from \$1,700,465 to \$1,493,078.

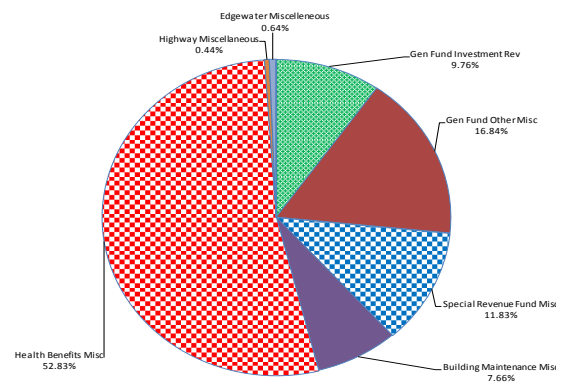
- Interest on general fund investments unchanged at \$165 thousand
- Health Department private grants decreased (\$118,923) and (85.6%)
- Human Services (grants and rents) increased \$27,386 and 27.37%
- Health Fund (investment & stop loss) decreased (\$447,000) and (52.8%)
- New Highway construction grant from BIA for \$320,000

**Wood County 2015 Budgeted Revenues-
Miscellaneous**



Gen Fund Investment Rev	\$	165,403
Gen Fund Other Misc		180,256
Special Revenue Fund Mi		228,626
Building Maintenance Mis		127,362
Health Benefits Misc		451,300
Highway Miscellaneous		327,500
Edgewater Miscellaneous		12,631
Land Conservation Trust		-
	\$	<u>1,493,078</u>

Wood County 2014 Budgeted Revenues-Miscellaneous



Gen Fund Investment Rev	\$	166,003
Gen Fund Other Misc		286,429
Special Revenue Fund Mi		201,240
Building Maintenance Mis		130,182
Health Benefits Misc		898,300
Highway Miscellaneous		7,501
Edgewater Miscellaneous		10,800
Land Conservation Trust		10
	\$	<u>1,700,465</u>

SUMMARY

SUMMARY

The 2015 budget had its familiar challenges:

- The County remains under an operating tax levy freeze
- State funding in many areas remains flat or declining with any new funding being matched by additional expenditures
- In many cases, departments could only estimate the state aid to be received in 2015 as they wait confirmation of program funding levels from the State.

The significant change in the proposed 2015 budget is that for the first time in recent history, the 2015 expenditures are funded with 2015 resources. The only expenditures that are being funded with cash reserves are from cash reserves that were restricted, committed or assigned to the specific purpose for those expenditures. There are no undesignated cash reserves being used to balance the 2015 budget.

Wood County is able to achieve this truly balanced budget through the method on how it funds the County Highway Infrastructure. The County traditionally funded the annual highway construction through an allocation of tax levy. With the tax rate and levy freezes, the number of miles of construction able to be funded within those limitations became smaller and smaller and caused the County to fall behind the planned and responsible highway replacement schedule. The Highway and Finance Departments presented the proposal of replacing the tax levy funding with long-term debt proceeds to the Executive Committee and the County Board in early 2014. The County Board approved the proposal with the justification being:

- There is a fiscal responsibility to both current and future taxpayers to maintain the County's highway infrastructure
- Financing a long lived asset by spreading the cost with long term debt service has the taxpayers that are using the highway over its economic life, paying for that asset through the taxes levied for debt service
- The financing fills the budgetary shortfall that was being funded with unsustainable undesignated cash reserves

Wood County departments are to be commended for submitting budgets that, with very few exceptions, complied with the parameters set by the Wood County Executive Committee. The committee instructed departments to have no increase in the operating levy subsidy that was budgeted for 2014.

The 2015 proposed budget that follows, balances the cost of all county programs with available resources. The cash reserves are projected to be at or above targeted levels for 2015. The proposed budget has an operations tax rate of \$4.59 per thousand which is unchanged for the third year in spite of nearly flat equalized valuation (0.63% increase). While the debt service portion of the tax rate is increasing 11 cents from 10 to 21 cents, the debt service tax rate is approximately half of the usual historical rate.

I invite the reader to examine the following summary of the Proposed Wood County 2015 Budget. This document summarizes the budget, and therefore the financial plan, of essentially every aspect of Wood County operations for 2015. If any questions arise after reviewing this summary, please contact the Finance Department for answers and/or more detailed budget information.

I thank all of the department heads and their staff, the oversight committees and the members of the Executive Committee in the successful completion of the 2015 Proposed Wood County Budget. Special thanks go out to Wood County Deputy Finance Director Marla Cummings for the detailed review, analysis and organization needed to take all of the individual pieces that result in the 2015 Wood County Budget.

Michael F. Martin, CPA
Wood County Finance Director

PUBLICATION OF PROPOSED BUDGET AND SUPPORT

Notice is hereby given that the Executive Committee of the Wood County Board of Supervisors will hold a public hearing on the proposed 2015 budget as approved by the Executive Committee of said Board, a summary of which is printed below; at the Wood County Courthouse in the City of Wisconsin Rapids, on November 12, 2014 commencing at 9:00 AM as required by Wisconsin Statutes.

2015 BUDGET SUMMARY - WOOD COUNTY														
Expenditures for Operation & Maintenance	GOVERNMENTAL FUND TYPES					INTERNAL SERVICE				ENTERPRISE FUNDS		TRUST & AGENCY	GRAND TOTAL	BUDGET (2015/2014) % CHANGE
	General Fund	Special Revenue	Debt Service	Capital Projects	Total Governmental	Building Maintenance	Health Benefits	Workers Compensation	PC Replacement	Highways	Edgewater Nursing Home	Land Conservation		
	General Government	7,552,160	954,868	-	-	8,507,028	925,498	9,879,749	478,120	145,000	-	-		
Protection of Person & Property	11,232,046	-	-	-	11,232,046	-	-	-	-	-	-	-	11,232,046	1.65%
Highways & Other Transportation	5,752,601	27,500	-	-	5,780,101	-	-	-	-	3,730,515	-	-	9,510,616	-9.34%
Health & Human Services	2,482,291	29,309,387	-	-	31,791,678	-	-	-	-	-	7,537,187	-	39,328,865	10.25%
Education & Recreation	2,932,815	83,470	-	-	3,016,285	-	-	-	-	-	-	-	3,016,285	3.22%
Conservation & Development	636,830	1,148,036	-	-	1,784,866	-	-	-	-	-	-	-	1,810,016	6.31%
Indebtedness	-	-	1,278,098	-	1,278,098	-	-	-	-	-	-	25,150	1,278,098	181.02%
Transfers and Other Financing Uses	179,661	5,542,409	-	-	5,722,070	-	246,836	-	-	-	-	20,341	5,989,247	11.75%
Subtotal	30,768,404	37,065,670	1,278,098	-	69,112,172	925,498	10,126,585	478,120	145,000	3,730,515	7,537,187	45,491	92,100,568	4.89%
Capital Outlay	1,373,467	980,950	-	5,106,500	7,460,917	233,500	-	-	-	715,000	177,500	-	8,586,917	78.56%
Total Expenditures and Other Financing Uses	32,141,871	38,046,620	1,278,098	5,106,500	76,573,089	1,158,998	10,126,585	478,120	145,000	4,445,515	7,714,687	45,491	100,687,485	8.71%
Less: All Revenues (Other than Property Tax)														
Taxes-Other than Property	464,602	5,520,565	-	-	5,985,167	-	-	-	-	-	-	-	5,985,167	9.14%
Intergovernmental	6,196,114	12,621,984	-	-	18,818,098	-	-	-	-	-	-	-	18,818,098	17.97%
Licenses and Permits	201,450	119,980	-	-	321,430	-	-	-	-	-	-	-	321,430	-2.27%
Fines, Forfeits and Penalties	317,150	9,000	-	-	326,150	-	-	-	-	-	-	-	326,150	-7.40%
Public Charges for Services	2,304,452	10,216,388	-	-	12,520,840	-	1,219,930	-	-	-	6,439,357	27,900	20,208,027	5.23%
Intergovernmental Charges for Services	3,325,492	298,570	-	-	3,624,062	1,117,348	8,375,040	500,000	123,635	3,996,738	512,742	-	18,249,565	1.59%
Miscellaneous	345,659	228,626	-	320,000	894,285	127,362	451,300	-	-	7,500	12,631	-	1,493,078	-12.20%
Proceeds From Long-term Borrowing	-	-	-	-	-	-	-	-	-	-	-	-	-	-100.00%
Transfers and Other Financing Sources	5,739,080	3,331	-	-	5,742,411	-	246,836	-	-	-	-	-	5,989,247	11.75%
Total Revenues & Other Financing Sources	18,893,999	29,018,444	-	320,000	48,232,443	1,244,710	10,293,106	500,000	123,635	4,004,238	6,964,730	27,900	71,390,762	7.57%
Less: Unencumbered Funds Applied (Surplus)	714,743	486,394	307,398	4,786,500	6,295,035	(85,712)	(166,521)	(21,880)	21,365	441,277	-	17,591	6,501,155	56.07%
Proposed County Tax Levy	12,533,129	8,541,782	970,700	-	22,045,611	-	-	-	-	-	749,957	-	22,795,568	3.20%

Available Fund Balances Dec. 31	Estimated 2014		Proposed 2015		2015 Projected
	2013 Actual	Increase (Decrease)	2014 Projected	Increase (Decrease)	
General Fund - Undesignated	\$ 8,532,546	\$ 1,044,519	\$ 9,577,065	\$ 24,491	\$ 9,601,556
- Designated	4,142,608	(1,835,577)	2,307,031	(364,898)	1,942,133
- Gov Highway	632,874	(665,546)	(32,672)	(374,336)	(407,008)
Special Revenue Funds	2,491,759	(54,973)	2,436,786	(486,394)	1,950,392
Debt Service Fund	-	307,398	307,398	(307,398)	-
Capital Projects Fund	1,030,005	3,756,495	4,786,500	(4,786,500)	-
Enterprise Fund (Edgewater)	(412,003)	-	(412,003)	-	(412,003)
Enterprise Fund (Highway)	639,503	(225,835)	413,668	(441,277)	(27,609)
Internal Service Fund (Health)	7,445,035	758,701	8,203,736	166,521	8,370,257
Internal Service Fund (Building Maint)	1,009,249	62,813	1,072,062	85,712	1,157,774
Internal Service Fund (Workers Comp)	853,816	64,792	918,608	21,880	940,488
Internal Service Fund (PC Replacement)	155,192	(351)	154,841	(21,365)	133,476
Trust and Agency(Land Conservation Trust)	28,650	2,500	31,150	(17,591)	13,559
	<u>\$ 26,549,233</u>	<u>\$ 3,214,936</u>	<u>\$ 29,764,169</u>	<u>\$ (6,501,155)</u>	<u>\$ 23,263,014</u>

	Balance 12/31/2014
General Obligation Corp Purpose Bonds Series 2012A	\$ 2,850,000
State Trust Fund Loan-Radio Towers 2014	860,000
General Obligation Corp Purpose Bonds Series 2014A	4,825,000
	<u>\$ 8,535,000</u>

	Operating & Debt Levy	Library Levy	Total Levy	Operating & Debt Tax Rate	Library Levy Rate
Actual 2007 Tax Levy (for 2008 Budget)	21,464,340	656,445	22,120,785	4.7838	0.3034
Actual 2008 Tax Levy (for 2009 Budget)	21,648,286	736,055	22,384,341	4.6971	0.3334
Actual 2009 Tax Levy (for 2010 Budget)	21,517,505	741,169	22,258,674	4.6988	0.3358
Actual 2010 Tax Levy (for 2011 Budget)	21,599,067	740,513	22,339,580	4.6988	0.3357
Actual 2011 Tax Levy (for 2012 Budget)	21,540,659	772,707	22,313,366	4.6914	0.3535
Actual 2012 Tax Levy (for 2013 Budget)	21,300,074	772,860	22,072,934	4.6914	0.3612
Actual 2013 Tax Levy (for 2014 Budget)	21,342,747	746,261	22,089,008	4.6914	0.3446
Proposed 2014 Tax Levy (for 2015 Budget)	21,990,527	805,042	22,795,569	4.8034	0.3717

Notice is further given that a detailed copy of this budget is on file in the County Clerk's Office, and is open for public inspection Given under my hand and official seal at the Courthouse in the City of Wisconsin Rapids, Wisconsin, this 25th day of October, A.D. 2014

2014 BUDGET SUMMARY-WOOD COUNTY													
Expenditures for Operation & Maintenance	GOVERNMENTAL FUND TYPES					INTERNAL SERVICE				ENTERPRISE FUNDS		TRUST & AGENCY	2014 BUDGET
	General Fund	Special Revenue	Debt Service	Capital Projects	Total Governmental	Building Maintenance	Health Benefits	Workers Compensation	PC Replacement	Highways	Edgewater Nursing Home	Land Conservation	All Funds
General Government	7,390,832	928,482	-	-	8,319,314	957,212	10,404,104	477,825	-	-	-	-	20,158,455
Protection of Person & Property	11,049,970	-	-	-	11,049,970	-	-	-	-	-	-	-	11,049,970
Highways & Other Transportation	5,173,578	27,500	-	-	5,201,078	-	-	-	-	5,288,828	-	-	10,489,906
Health & Social Services	2,540,396	25,973,420	-	-	28,513,816	-	-	-	-	-	7,158,860	-	35,672,676
Education & Recreation	2,837,686	84,403	-	-	2,922,089	-	-	-	-	-	-	-	2,922,089
Conservation & Development	643,448	1,033,916	-	-	1,677,364	-	-	-	-	-	-	25,150	1,702,514
Indebtedness	-	-	454,800	-	454,800	-	-	-	-	-	-	-	454,800
Other Financing Uses	127,000	5,091,470	-	-	5,218,470	-	127,679	-	-	-	-	13,425	5,359,574
Subtotal	29,762,910	33,139,191	454,800	-	63,356,901	957,212	10,531,783	477,825	-	5,288,828	7,158,860	38,575	87,809,984
Depreciation & Amortization	-	-	-	-	-	-	-	-	-	-	-	-	-
Capital Outlay	1,504,313	964,500	-	1,030,101	3,498,914	233,500	-	-	113,310	745,000	218,251	-	4,808,975
Total Expenditures and Other Financing Uses	31,267,223	34,103,691	454,800	1,030,101	66,855,815	1,190,712	10,531,783	477,825	113,310	6,033,828	7,377,111	38,575	92,618,959
Less: All revenues (Other than Property Tax)													
Taxes	456,372	5,027,353	-	-	5,483,725	-	-	-	-	-	-	-	5,483,725
Intergovernmental	6,188,347	9,763,657	-	-	15,952,004	-	-	-	-	-	-	-	15,952,004
Licenses and Permits	199,900	129,000	-	-	328,900	-	-	-	-	-	-	-	328,900
Fines, Forfeits and Penalties	337,200	15,000	-	-	352,200	-	-	-	-	-	-	-	352,200
Public Charges for Services	2,358,323	9,473,974	-	-	11,832,297	-	1,201,790	-	-	-	6,141,119	27,900	19,203,106
Intergovernmental Charges for Services	1,156,415	293,500	-	-	1,449,915	1,117,348	8,231,720	495,000	113,310	6,050,132	506,940	-	17,964,365
Miscellaneous	452,432	201,240	-	-	653,672	130,182	898,300	-	-	7,501	10,800	10	1,700,465
Proceeds from long-term borrowing	20,000	-	-	-	20,000	-	-	-	-	-	-	-	20,000
Transfers and other financing sources	5,224,044	7,851	-	-	5,231,895	-	127,679	-	-	-	-	-	5,359,574
Total Revenues & Other Financing Sources	16,393,033	24,911,575	-	-	41,304,608	1,247,530	10,459,489	495,000	113,310	6,057,633	6,658,859	27,910	66,364,339
Less: Unencumbered Funds Applied(Surplus)	2,428,487	685,138	-	1,030,101	4,143,726	(56,818)	72,294	(17,175)	-	12,916	-	10,665	4,165,608
Proposed County Tax Levy	12,445,703	8,506,978	454,800	-	21,407,481	-	-	-	-	(36,721)	718,252	-	22,089,012

Expenditures for Operation & Maintenance	6/30/2014 ACTUAL												ACTUAL 6/30/2014	
	GOVERNMENTAL FUND TYPES					INTERNAL SERVICE				ENTERPRISE FUNDS		TRUST & AGENCY		All Funds
	General Fund	Special Revenue	Debt Service	Capital Projects	Total Governmental	Building Maintenance	Health Benefits	Workers Compensation	PC Replacement	Highways	Edgewater Nursing Home	Land Conservation		
General Government	3,686,237	420,747	-	-	4,106,984	545,856	4,672,589	160,250	66,783	-	-	-	9,552,462	
Protection of Person & Property	5,330,355	-	-	-	5,330,355	-	-	-	-	-	-	-	5,330,355	
Highways & Other Transportation	1,886,489	-	-	-	1,886,489	-	-	-	-	1,258,634	-	-	3,145,124	
Health & Social Services	1,189,469	11,195,209	-	699,620	13,084,298	-	-	-	-	-	3,527,654	-	16,611,952	
Education & Recreation	1,494,351	63,990	-	-	1,558,341	-	-	-	-	-	-	-	1,558,341	
Conservation & Development	215,004	274,123	-	-	489,127	-	-	-	-	-	-	17,605	506,732	
Indebtedness	-	-	32,400	-	32,400	-	-	-	-	-	-	-	32,400	
Other Financing Uses	-	-	-	-	-	-	-	-	-	-	-	-	-	
Subtotal	13,801,906	11,954,069	32,400	699,620	26,487,995	545,856	4,672,589	160,250	66,783	1,258,634	3,527,654	17,605	36,737,366	
Depreciation & Amortization	-	-	-	-	-	-	-	-	-	-	104,762	-	104,762	
Capital Outlay	-	-	-	-	-	-	-	-	-	-	-	-	-	
Total Expenditures and Other Financing Uses	13,801,906	11,954,069	32,400	699,620	26,487,995	545,856	4,672,589	160,250	66,783	1,258,634	3,632,416	17,605	36,842,128	
Less: All revenues (Other than Property Tax)														
Taxes	270,231	2,000,808	-	-	2,271,039	-	-	-	-	-	-	-	2,271,039	
Intergovernmental	1,015,607	5,077,298	-	-	6,092,904	-	-	-	-	-	-	-	6,092,904	
Licenses and Permits	145,759	19,320	-	-	165,079	-	-	-	-	-	-	-	165,079	
Fines, Forfeits and Penalties	129,875	25,696	-	-	155,571	-	-	-	-	-	-	-	155,571	
Public Charges for Services	1,093,669	2,639,647	-	-	3,733,316	-	593,787	-	-	-	2,571,890	16,725	6,915,717	
Intergovernmental Charges for Services	695,503	111,853	-	-	807,355	558,674	4,122,769	240,149	254,265	2,082,883	126,450	-	8,192,546	
Miscellaneous	355,618	244,759	-	-	600,376	28,713	232,567	-	-	5,043	704,442	-	1,571,142	
Proceeds from long-term borrowing	-	-	-	-	-	-	-	-	-	-	-	-	-	
Transfers and other financing sources	-	-	-	-	-	-	-	-	-	-	-	-	-	
Total Revenues & Other Financing Sources	3,706,261	10,119,380	-	-	13,825,641	587,387	4,949,123	240,149	254,265	2,087,927	3,402,782	16,725	25,363,998	
Less: Unencumbered Funds Applied(Surplus)	N/A	N/A	N/A	N/A	-	N/A	-	-	-	N/A	73,368	N/A	N/A	
Proposed County Tax Levy	N/A	N/A	N/A	N/A	12,662,354	N/A	(276,534)	(79,899)	(187,482)	N/A	156,266	N/A	N/A	

	2014 ESTIMATED												2014
	GOVERNMENTAL FUND TYPES					INTERNAL SERVICE				ENTERPRISE FUNDS		TRUST & AGENCY	ESTIMATED
	General Fund	Special Revenue	Debt Service	Capital Projects	Total Governmental	Building Maintenance	Health Benefits	Workers Compensation	PC Replacement	Highways	Edgewater Nursing Home	Land Conservation	All Funds
Expenditures for Operation & Maintenance													
General Government	6,720,207	916,953			7,637,160	1,184,917	9,423,516	430,208	86,300				18,762,101
Protection of Person & Property	10,616,889				10,616,889								10,616,889
Highways & Other Transportation	8,353,689	27,500			8,381,189					5,026,415			13,407,604
Health & Social Services	2,484,228	25,126,622			27,610,850						7,288,929		34,899,779
Education & Recreation	2,728,404	199,149			2,927,553								2,927,553
Conservation & Development	543,957	822,332			1,366,289								1,386,289
Indebtedness			454,800		454,800							20,000	454,800
Other Financing Uses	-	5,273,374		1,030,005	6,303,379		125,479						6,428,858
Subtotal	31,447,374	32,365,930	454,800	1,030,005	65,298,109	1,184,917	9,548,995	430,208	86,300	5,026,415	7,288,929	20,000	88,883,873
Depreciation & Amortization													
Capital Outlay	1,406,691	594,437	-	860,000	2,861,128				27,001		202,451		3,090,580
Total Expenditures and Other Financing Uses	32,854,065	32,960,367	454,800	1,890,005	68,159,237	1,184,917	9,548,995	430,208	113,301	5,026,415	7,491,380	20,000	91,974,453
Less: All revenues (Other than Property Tax)													
Taxes	467,397	5,267,886			5,735,283								5,735,283
Intergovernmental	6,372,372	9,776,144			16,148,516								16,148,516
Licenses and Permits	199,633	114,880			314,513								314,513
Fines, Forfeits and Penalties	310,946	27,000			337,946								337,946
Public Charges for Services	2,177,829	8,564,980			10,742,809		1,187,574			10,070	6,016,817	22,500	17,979,770
Intergovernmental Charges for Services	3,792,747	302,753	-		4,095,500	1,117,348	8,245,538	495,000	112,950	4,498,356	506,940		19,071,632
Miscellaneous	452,644	361,517			814,161	130,382	749,105			328,875	10,447		2,032,970
Proceeds from long-term borrowing				5,646,500	5,646,500								5,646,500
Transfers and other financing sources	5,394,886	5,488	307,398		5,707,772		125,479						5,833,251
Total Revenues & Other Financing Sources	19,168,454	24,420,648	307,398	5,646,500	49,543,000	1,247,730	10,307,696	495,000	112,950	4,837,301	6,534,204	22,500	73,100,381
Less: Unencumbered Funds Applied(Surplus)	1,456,604	54,973	(307,398)	(3,756,495)	(2,552,316)	(62,813)	(758,701)	(64,792)	351	225,835	-	(2,500)	(3,214,936)
Proposed County Tax Levy	12,229,007	8,484,746	454,800	-	21,168,553	-	-	-	-	(36,721)	957,176	-	22,089,008

	2013 ACTUAL											2013	
	GOVERNMENTAL FUND TYPES					INTERNAL SERVICE				ENTERPRISE FUNDS		TRUST & AGENCY	ACTUAL
	General Fund	Special Revenue	Debt Service	Capital Projects	Total Governmental	Building Maintenance	Health Benefits	Workers Compensation	PC Replacement	Highways	Edgewater Nursing Home	Land Conservation	All Funds
Expenditures for Operation & Maintenance													
General Government	6,992,442	832,132			7,824,575	864,897	9,946,735	478,693	200,909				19,315,808
Protection of Person & Property	10,527,574				10,527,574								10,527,574
Highways & Other Transportation	1,632,367	27,500			1,659,867					4,939,626			6,599,493
Health & Social Services	2,623,655	25,287,750			27,911,404						7,034,928		34,946,332
Education & Recreation	3,313,316	268,411			3,581,727								3,581,727
Conservation & Development	617,995	596,173			1,214,169							15,803	1,229,972
Indebtedness			440,350		440,350								440,350
Other Financing Uses	677,741	5,592,120			6,269,861	1,143,196							7,413,057
Subtotal	26,385,090	32,604,086	440,350	-	59,429,526	2,008,093	9,946,735	478,693	200,909	4,939,626	7,034,928	15,803	84,054,312
Depreciation & Amortization										2,093,557	499,301		2,592,858
Capital Outlay	-	-	-	1,437,539	1,437,539	-	-	-	-	-	-	-	1,437,539
Total Expenditures and Other Financing Uses	26,385,090	32,604,086	440,350	1,437,539	60,867,064	2,008,093	9,946,735	478,693	200,909	7,033,183	7,534,229	15,803	88,084,708
Less: All revenues (Other than Property Tax)													
Taxes	566,363	5,047,888			5,614,251								5,614,251
Intergovernmental	6,460,031	9,392,071			15,852,102								15,852,102
Licenses and Permits	213,304	152,160			365,464								365,464
Fines, Forfeits and Penalties	297,990	52,669			350,659								350,659
Public Charges for Services	2,322,762	8,362,932			10,685,693		1,112,669						17,282,787
Intergovernmental Charges for Services	3,542,964	300,847	-		3,843,811	1,112,398	7,828,555	456,129	497,839	4,382,145	540,262		18,661,138
Miscellaneous	400,287	422,288			822,575	78,666	895,262			(8,104)	1,368,486	41,867	3,198,753
Proceeds from long-term borrowing	-	-		377,892	377,892								377,892
Transfers and other financing sources	5,487,804	103,465	-		5,591,269		111,558				746,195		6,449,022
Total Revenues & Other Financing Sources	19,291,504	23,834,320	-	377,892	43,503,716	1,191,065	9,948,044	456,129	497,839	4,374,041	8,115,045	66,190	68,152,068
Less: Unencumbered Funds Applied(Surplus)	(277,307)	(479,981)			(757,288)	N/A	-	-		N/A	-	12,513	(744,775)
Proposed County Tax Levy	7,370,893	9,249,748	440,350	1,059,647	18,120,637	N/A	(1,310)	22,564	(296,930)	N/A	(580,816)	(62,900)	20,677,415

SUMMARY OF 2015 ADOPTED BUDGET

**ADOPTED 2015 BUDGET
SUMMARY OF SOURCES & USES, LEVY COMPUTATION AND FUNDS AVAILABLE**

2015 BUDGET-SUMMARY OF SOURCES AND USES OF FUNDS				
SOURCES		USES		
	Adopted		Adopted	
General Property Tax	\$ 22,795,568	Operating Costs (excl debt svc)	\$ 90,371,093	
Funds Applied	6,501,155	Debt Service (Principal and Int)	1,279,475	
Revenues (excluding debt proceeds)	71,390,762	Outlay	8,586,917	
Proceeds from long-term borrowing and capital leases	-	Contingency Fund	450,000	
	<u>\$ 100,687,485</u>		<u>\$ 100,687,485</u>	

2015 BUDGET-CALCULATION OF LEVIES AND RATES					
	Equal Value With Library	Equal Value Without Library	Equalized Value	Tax Rate	Tax Levy
2015 Levy-Operating Expenses	2,412,429,850	2,165,662,200	4,578,092,050	X 5.355205	= \$ 24,516,622
Adjustment for shared dispatch expenditures	2,412,429,850	2,165,662,200	4,578,092,050	X 0.155145	= 710,268
Allowable Operating Levy and adjustments				5.510350	25,226,890
Applied from Sales Tax \$ 5,520,565	2,412,429,850	2,165,662,200	4,578,092,050	X -0.602933	(2,760,283)
Base 2015 Operating Tax Levy				4.907417	22,466,607
Additional reductions by Executive Committee	2,412,429,850	2,165,662,200	4,578,092,050	X -0.316023	(1,446,781)
Adjusted 2015 base				4.591394	21,019,826
Levy-Debt Service	2,412,429,850	2,165,662,200	4,578,092,050	X 0.212032	= 970,700
Operating Tax Levy				4.803426	21,990,526
2015 Library Levy		2,165,662,200	2,165,662,200	0.371730	805,042
Total Tax Levy			With Library Levy	5.175156	\$ 22,795,568
			Without Library Levy	4.803426	

Computation of Operating Levy under 0% Levy Freeze Limitation	
2014 Actual Levy	\$ 22,089,009
Less Library	(746,261)
2014 Debt Service	(454,800)
Net Levy	20,887,948
Net New Constr	1.124% 234,781
	21,122,729
2015 Debt Service	970,700
Allowable Levy	21,300,074
Rate allowed	1.50%
Allowable levy limit 2015	22,093,429
Add increase in Debt Service	
Add Library	805,042
Allowable Levy	22,898,471
Actual Levy 2015	22,795,568
Amount under limitation	\$ 102,903
Total Debt Service	\$ 1,279,475
Less interdepartmental loans	
Norwood	(1,377)
Less premium applied	
Highway	(307,398)
Net Tax levy for Debt Service	\$ 970,700
Operating Levy Rate Calculation	
Equalized Value	4,578,092,050
Allowable Operating Rate	0.00551035
Allowable Operating Levy	25,226,890
Actual Operating Levy	21,990,526
Amount under limitation	\$ 3,236,364
Debt Levy Rate Calculation	
Equalized Value	4,578,092,050
Allowable Debt Levy Rate	0.00043573
Allowable Debt Levy	1,994,812
Add Debt Svc Unfunded Pension	
Total Allowable Debt Levy	1,994,812
Actual Debt Levy	970,700
Amount under limitation	\$ 1,024,112

2014 BUDGET-FUNDS AVAILABLE TO APPLY TO REDUCE TAX LEVY			
CALCULATION OF MARGIN AFTER APPLICATION OF FUNDS		DETAIL OF ESTIMATED AVAILABLE FUNDS AS OF 12/31/14	
Total Estimated Funds Available @ 12/31/14	\$ 15,896,591	General Fund-Unreserved/Undesignated	\$ 9,577,065
Less Amount Needed for Working Capital		<u>Carrvoer Applied to 2015 Budget</u>	
GOVERNMENTAL BUDGETS		51433 Labor Relations	-
General Fund	32,141,871	51440 Elections	(44,685)
Less Highway	(5,752,601)	51450 Data Processing	70,000
Special Revenue	38,046,620	51451 Voice-Over IP	5,000
Debt Service	1,278,098	51711 Reg of Deeds-Redaction	41,409
Less Tfr from Sales Tax	(5,520,565)	51931 Property & Liability Ins	13,489
PROPRIETARY LEVIES		52131 Indian Law Enforcement	11,165
Highway	1,346,377	52712 Electronic Monitoring	109,033
Edgewater	749,957	52721 Jail Surcharge	136,500
	62,289,756	52130 Police Radio	4,872
Targeted Working Capital %	15.00%	52530 Building Numbering	(3,600)
Add'l lowering of w/c percent		54122 Public Health WIC	-
	9,343,463	54128 Grants	6,486
	-	54130 Dental Sealants	10,209
Projected	15.00%	54710 Veteran's Relief	500
Net Funds Available	9,343,463	54730 Veteran's Relief Donations	50
Total Funds Applied	(6,501,155)	55630 UW Ext Ctr-Mfld	-
(Incr) decrease in Enterprise	441,277	55660 UW Ext Project Accounts	4,000
Plus decrease in Internal Svc	(252,748)	59210 Permits & Fines	(1,000)
Plus decrease in Trust & Agency	17,591	56315 Census Redistricting	2,250
Working Capital Margin (Shortfall)	258,093		364,898
<u>Breakdown of Funds Applied</u>		<u>Other Governmental Fund Balances Applied to 2015 Budget</u>	
General Fund Designated	364,898	HIGHWAY GOVERNMENTAL	374,336
General Fund Undesignated	(24,491)	HUMAN SERVICES-Community	43,243
Highway Governmental	374,336	STATE FORESTRY ROAD ACCOUNT	502
Special Revenue Funds	486,394	STATE WILDLIFE HABITAT FUND	1,116
Dept Services Fund	307,398	COUNTY FORESTS STATE AID	-
Capital Project Fund	4,786,500	PARKS STATE AID	1,700
Internal Service Funds	(252,748)	PARKS CAPITAL PROJECTS	176,844
Enterprise Funds	441,277	LAND RECORD	158,212
Trust & Agency Fund	17,591	PRIVATE SEWAGE	84,542
Total Funds Used (Increased)	\$ 6,501,155	YELLOW RIVER GRANTS	-
		DATCP GRANT	-
		NONMETTALIC MINING	13,192
		TRANSPORTATION & ECON DEV	7,043
		TOTAL DEBT SERVICE	307,398
		TOTAL CAPITAL PROJECTS	4,786,500
		Total Estimated Funds Available 12/31/13	\$ 15,896,591

**WOOD CO - 2014 AND 2015
DEPARTMENTAL BUDGET SUMMARIES
REVENUES, EXPENDITURES AND TAX LEVY/FUNDS APPLIED**

DEPARTMENT	REVENUES			EXPENDITURES			EXPENDITURES			PERCENT CHANGE TOTAL	RESERVE FUNDS APPLIED		TAX LEVY				
	2014 BUDGET	2015 BUDGET	PERCENT CHANGE	2014			2015				2014	2015	2014	2015	PERCENT CHANGE		
				OPERATING BUDGET	OUTLAY BUDGET	TOTAL	OPERATING BUDGET	OUTLAY BUDGET	TOTAL								
GENERAL GOVERNMENT																	
GENERAL COUNTY																	
Contingency	-	-	N/A	438,645	-	438,645	450,000	-	450,000	2.59	-	-	438,645	450,000	2.59		
Shared Revenues	3,252,084	3,252,084	0.00	-	-	-	-	-	-	N/A	-	-	(3,252,084)	(3,252,084)	0.00		
Transfer from Sales Tax	5,027,353	5,520,565	9.81	-	-	-	-	-	-	N/A	-	-	(5,027,353)	(5,520,565)	(9.81)		
Interest on Investments	165,000	165,000	0.00	-	-	-	-	-	-	N/A	-	-	(165,000)	(165,000)	0.00		
Other/State Special Charges	1,022	1,252	22.50	842	-	842	1,072	-	1,072	27.32	-	-	(180)	(180)	0.00		
	8,445,459	8,938,901	5.84	439,487	-	439,487	451,072	-	451,072	2.64	-	-	(8,005,972)	(8,487,829)	6.02		
CIR CRT BR I	84,196	76,321	(9.35)	343,085	-	343,085	350,901	-	350,901	2.28	-	-	258,889	274,580	6.06		
CIR CRT BR II	53,157	45,646	(14.13)	132,859	-	132,859	124,611	-	124,611	(6.21)	-	-	79,702	78,965	(0.92)		
CIR CRT BR III	244,363	234,562	(4.01)	334,575	-	334,575	339,442	-	339,442	1.45	-	-	90,212	104,880	16.26		
COUNTY CLERK	58,800	52,300	(11.05)	594,018	-	594,018	553,855	-	553,855	(6.76)	(4,859)	(44,685)	540,077	546,240	1.14		
HUMAN RESOURCES	303	353	16.50	439,606	-	439,606	504,096	-	504,096	14.67	-	-	439,303	503,743	14.67		
CLERK OF COURTS	729,340	649,152	(10.99)	1,356,646	-	1,356,646	1,371,050	-	1,371,050	1.06	-	-	627,306	721,898	15.08		
CORPORATION COUNSEL	15,000	17,500	16.67	209,673	-	209,673	212,172	-	212,172	1.19	-	-	194,673	194,672	(0.00)		
DISTRICT ATTORNEY	13,200	13,600	3.03	262,962	-	262,962	267,790	-	267,790	1.84	-	-	249,762	254,190	1.77		
PURCHASING	-	-	N/A	53,513	-	53,513	54,190	-	54,190	1.27	-	-	53,513	54,190	1.27		
RISK MANAGEMENT	520,399	559,886	7.59	598,819	-	598,819	598,914	-	598,914	0.02	53,701	13,489	24,719	25,539	3.32		
REGISTER OF DEEDS	452,000	392,000	(13.27)	409,835	-	409,835	426,859	-	426,859	4.15	(35,616)	41,409	(6,549)	(6,550)	(0.02)		
SYSTEMS/VOICE OVER IP	152,620	132,620	(13.10)	1,319,119	671,000	1,990,119	1,356,856	653,000	2,009,856	0.99	30,000	75,000	1,807,499	1,802,236	(0.29)		
FINANCE	-	-	N/A	248,433	-	248,433	247,949	-	247,949	(0.19)	-	-	248,433	247,949	(0.19)		
TREASURER	383,625	400,320	4.35	424,596	-	424,596	432,615	-	432,615	1.89	-	-	40,971	32,295	(21.18)		
VICTIM WITNESS	74,877	77,540	3.56	134,104	-	134,104	138,597	-	138,597	3.35	-	(780)	59,227	61,837	4.41		
CORONER	45,000	82,000	82.22	90,344	-	90,344	122,263	-	122,263	35.33	-	-	45,344	40,263	(11.21)		
TOTAL GENERAL GOVERNMENT	11,272,339	11,672,701	3.55	7,391,674	671,000	8,062,674	7,553,232	653,000	8,206,232	1.78	43,226	84,433	(3,252,891)	(3,550,902)	9.16		
PUBLIC SAFETY																	
SHERIFF	1,119,588	1,136,598	1.52	9,038,670	545,934	9,584,604	9,192,532	263,531	9,456,063	(1.34)	119,846	256,698	8,345,170	8,062,767	(3.38)		
SHARED DISPATCH	-	3,030	N/A	1,520,976	-	1,520,976	1,579,866	-	1,579,866	3.87	-	-	1,520,976	1,576,836	3.67		
EMERGENCY MGMT/RADIO	178,150	184,650	3.65	617,324	-	617,324	639,309	20,000	659,309	6.80	(2,596)	1,272	441,770	473,387	7.16		
TOTAL PUBLIC SAFETY	1,297,738	1,324,278	2.05	11,176,970	545,934	11,722,904	11,411,707	283,531	11,695,238	(0.24)	117,250	257,970	10,307,916	10,112,990	(1.89)		
PUBLIC WORKS																	
HIGHWAY	1,935,886	4,031,888	108.27	5,173,578	-	5,173,578	5,752,601	-	5,752,601	11.19	372,379	374,336	2,865,313	1,346,377	(53.01)		
HEALTH & SOCIAL SERVICES																	
HEALTH DEPARTMENT	938,445	833,830	(11.15)	2,190,669	-	2,190,669	2,124,727	-	2,124,727	(3.01)	17,481	16,695	1,234,743	1,274,202	3.20		
HUMANE OFFICER	10,000	10,000	0.00	30,499	-	30,499	30,499	-	30,499	0.00	-	-	20,499	20,499	0.00		
VETERANS SERVICE OFFICER	11,750	11,750	0.00	318,386	-	318,386	325,993	-	325,993	2.39	550	550	306,086	313,693	2.49		
TOTAL HEALTH & SOCIAL SVCS	960,195	855,580	(10.90)	2,539,554	-	2,539,554	2,481,219	-	2,481,219	(2.30)	18,031	17,245	1,561,328	1,608,394	3.01		

**WOOD CO - 2014 AND 2015
DEPARTMENTAL BUDGET SUMMARIES
REVENUES, EXPENDITURES AND TAX LEVY/FUNDS APPLIED**

DEPARTMENT	REVENUES			EXPENDITURES			EXPENDITURES			PERCENT CHANGE TOTAL	RESERVE FUNDS APPLIED		TAX LEVY							
	2014 BUDGET	2015 BUDGET	PERCENT CHANGE	2014			2015				2014	2015	2014	2015	PERCENT CHANGE					
				OPERATING BUDGET	OUTLAY BUDGET	TOTAL	OPERATING BUDGET	OUTLAY BUDGET	TOTAL											
LEISURE ACTIVITIES & EDUCATION																				
PARKS & FORESTRY	800,021	813,228	1.65	1,487,051	90,000	1,577,051	1,450,259	170,000	1,620,259	2.74	25,000	-	752,030	807,031	7.31					
LIBRARY AID	-	-	N/A	746,261	-	746,261	805,042	-	805,042	7.88	-	-	746,261	805,042	7.88					
UW EXTENSION	18,896	31,374	66.04	533,405	-	533,405	605,512	-	605,512	13.52	4,300	4,000	510,209	570,138	11.75					
FAIRGROUNDS	-	-	N/A	25,000	-	25,000	25,000	-	25,000	0.00	-	-	25,000	25,000	0.00					
UW MFLD/WOOD CO	-	-	N/A	45,969	177,379	223,348	47,002	140,500	187,502	(16.05)	36,365	-	186,983	187,502	0.28					
TOTAL LEISURE & EDUCATION	818,917	844,602	3.14	2,837,686	267,379	3,105,065	2,932,815	310,500	3,243,315	4.45	65,665	4,000	2,220,483	2,394,713	7.85					
CONSERVATION & DEVELOPMENT																				
LAND CONSERVATION	85,208	70,789	(16.92)	177,190	20,000	197,190	180,618	9,000	189,618	(3.84)	(200)	(1,000)	112,182	119,829	6.82					
PLANNING & ZONING	9,400	80,811	759.69	388,913	-	388,913	378,867	117,436	496,303	27.61	-	2,250	379,513	413,242	8.89					
PAYMENT IN LIEU OF TAX	13,350	13,350	0.00	77,345	-	77,345	77,345	-	77,345	0.00	-	-	63,995	63,995	0.00					
TOTAL COSERV & DEVELOPMENT	107,958	164,950	52.79	643,448	20,000	663,448	636,830	126,436	763,266	15.05	(200)	1,250	555,690	597,066	7.45					
TOTAL GENERAL FUND	16,393,033	18,893,999	15.26	29,762,910	1,504,313	31,267,223	30,768,404	1,373,467	32,141,871	2.80	616,351	739,234	14,257,839	12,508,638	(12.27)					
SPECIAL REVENUE FUNDS																				
HUMAN SERVICES																				
Norwood	6,774,923	6,959,688	2.73	8,254,985	331,500	8,586,485	8,439,749	332,450	8,772,199	0.00	-	-	1,811,562	1,812,511	0.05					
Community	11,193,546	14,258,680	27.38	17,483,437	33,000	17,516,437	20,634,640	28,000	20,662,640	0.00	-	43,243	6,322,891	6,360,717	0.60					
AGING	-	-	N/A	198,278	-	198,278	198,278	-	198,278	0.00	-	-	198,278	198,278	0.00					
CHILD SUPPORT	891,342	917,731	2.96	928,482	-	928,482	954,868	-	954,868	2.84	-	-	37,140	37,137	(0.01)					
STATE FORESTRY ROAD ACCN	3,262	3,498	7.23	3,500	-	3,500	4,000	-	4,000	14.29	238	502	-	-	N/A					
STATE WILDLIFE HABITAT FUN	1,856	1,884	1.51	2,500	-	2,500	3,000	-	3,000	20.00	644	1,116	-	-	N/A					
COUNTY FORESTS STATE AID	-	-	N/A	-	-	-	-	-	-	N/A	-	-	-	-	N/A					
PARKS STATE AID	191,065	365,440	91.26	82,073	140,000	222,073	79,140	298,000	377,140	69.83	11,040	1,700	19,968	10,000	(49.92)					
PARKS CAPITAL PROJECTS	204,330	129,330	(36.71)	60,596	400,000	460,596	26,174	280,000	306,174	(33.53)	256,266	176,844	-	-	N/A					
LAND RECORD	97,100	147,100	51.49	299,047	7,500	306,547	295,312	10,000	305,312	(0.40)	209,447	158,212	-	-	N/A					
PRIVATE SEWAGE	196,000	181,980	(7.15)	365,039	25,000	390,039	261,522	5,000	266,522	(31.67)	194,039	84,542	-	-	N/A					
YELLOW RIVER GRANTS	-	-	N/A	4,636	-	4,636	-	-	-	(100.00)	4,636	-	-	-	N/A					
DATCP GRANT	216,078	206,833	(4.28)	215,022	-	215,022	206,833	-	206,833	(3.81)	(1,056)	-	-	-	N/A					
NONMETALLIC MINING	21,695	20,690	(4.63)	34,295	-	34,295	33,882	-	33,882	(1.20)	12,600	13,192	-	-	N/A					
TRANSPORTATION & ECON DE	1,305	213,305	16,245.21	115,728	-	115,728	343,487	-	343,487	196.81	(2,716)	7,043	117,139	123,139	5.12					
HO CHUNK DONATIONS	91,720	91,720	0.00	64,220	27,500	91,720	64,220	27,500	91,720	0.00	-	-	-	-	N/A					
SALES TAX	5,027,353	5,520,565	9.81	5,027,353	-	5,027,353	5,520,565	-	5,520,565	9.81	-	-	-	-	N/A					
TOTAL SPECIAL REVENUE	24,911,575	29,018,444	16.49	33,139,191	964,500	34,103,691	37,065,670	980,950	38,046,620	11.56	685,138	486,394	8,506,978	8,541,782	0.41					
DEBT SERVICE FUND	-	-	N/A	454,800	-	454,800	1,278,098	-	1,278,098	181.02	-	307,398	454,800	970,700	113.43					

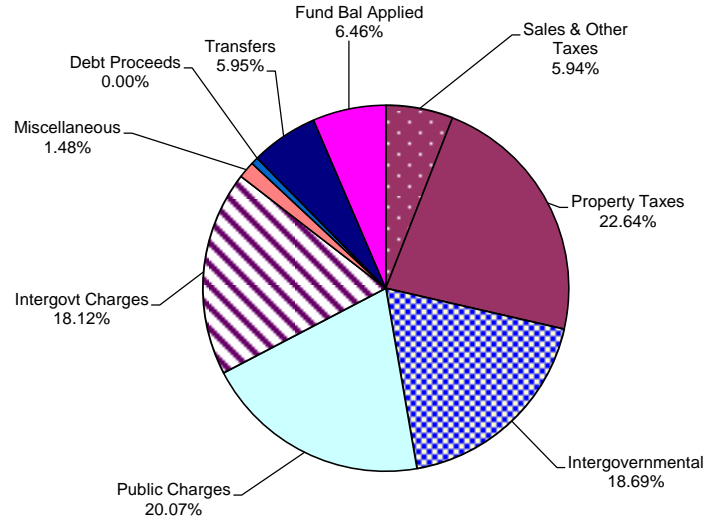
10/15/14

**WOOD CO - 2014 AND 2015
DEPARTMENTAL BUDGET SUMMARIES
REVENUES, EXPENDITURES AND TAX LEVY/FUNDS APPLIED**

DEPARTMENT	REVENUES			EXPENDITURES			PERCENT CHANGE TOTAL	RESERVE FUNDS APPLIED		TAX LEVY					
	2014 BUDGET	2015 BUDGET	PERCENT CHANGE	2014				2015			2014	2015	PERCENT CHANGE		
				OPERATING BUDGET	OUTLAY BUDGET	TOTAL		OPERATING BUDGET	OUTLAY BUDGET	TOTAL					
CAPITAL PROJECT FUNDS	-	320,000	N/A	-	1,030,101	1,030,101	-	5,106,500	5,106,500	395.73	1,030,101	4,786,500	-	-	N/A
TOTAL GOVERNMENTAL	41,304,608	48,232,443	16.77	63,356,901	3,498,914	66,855,815	69,112,172	7,460,917	76,573,089	14.53	2,331,590	6,319,526	23,219,617	22,021,120	(5.16)
PROPRIETARY FUND TYPES															
EDGEWATER NURSING HOME	6,658,859	6,964,730	4.59	7,158,860	218,251	7,377,111	7,537,187	177,500	7,714,687	4.58	-	-	718,252	749,957	4.41
HIGHWAY DEPARTMENT	6,057,633	4,004,238	(33.90)	5,288,828	745,000	6,033,828	3,730,515	715,000	4,445,515	(26.32)	12,916	441,276	(36,721)	1	(100.00)
HEALTH BENEFITS	10,459,489	10,293,106	(1.59)	10,531,783	-	10,531,783	10,126,585	-	10,126,585	(3.85)	72,294	(166,521)	-	-	N/A
BUILDING MAINTENANCE	1,247,530	1,244,710	(0.23)	957,212	233,500	1,190,712	925,498	233,500	1,158,998	(2.66)	(56,818)	(85,712)	-	-	N/A
WORKERS COMPENSATION	495,000	500,000	1.01	477,825	-	477,825	478,120	-	478,120	0.06	(17,175)	(21,880)	-	-	N/A
PC REPLACEMENT FUND	113,310	123,635	9.11	-	113,310	113,310	145,000	-	145,000	27.97	-	21,365	-	-	N/A
TOTAL PROPRIETARY	25,031,821	23,130,419	(7.60)	24,414,508	1,310,061	25,724,569	22,942,905	1,126,000	24,068,905	(6.44)	11,217	188,528	681,531	749,958	10.04
TRUST AND AGENCY FUNDS															
LAND CONSERVATION TRUST	27,910	27,900	(0.04)	38,575	-	38,575	45,491	-	45,491	17.93	10,665	17,591	-	-	N/A
TOTAL TRUST & AGENCY	27,910	27,900	(0.04)	38,575	-	38,575	45,491	-	45,491	17.93	10,665	17,591	-	-	N/A
TOTAL DEPARTMENTS	66,364,339	71,390,762	7.57	87,809,984	4,808,975	92,618,959	92,100,568	8,586,917	100,687,485	8.71	2,353,472	6,525,645	23,901,148	22,771,078	(4.73)
UNENCUMBERED FUNDS APPLIED	-	-	N/A	-	-	-	-	-	-	N/A	1,812,136	(24,490)	(1,812,136)	24,490	(101.35)
NET	66,364,339	71,390,762	7.57	87,809,984	4,808,975	92,618,959	92,100,568	8,586,917	100,687,485	8.71	4,165,608	6,501,155	22,089,012	22,795,568	3.20
	66,364,339	71,390,762	7.57	87,809,984	4,808,975	92,618,959	92,100,568	8,586,917	100,687,485	8.71	4,165,608	6,501,155	22,089,012	22,795,568	3.20

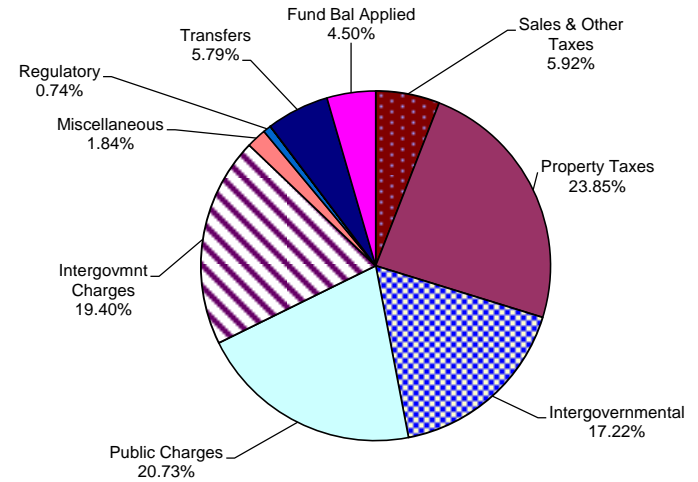
2014 Adopted Budget	Revenues	Function	Operating Costs	Capital Outlay	Total Uses	Funds Applied	2014 Tax Levy
	66,364,339		87,730,982	4,622,720	92,353,702	3,900,354	22,089,009
<u>Additional Revenues</u>							
<u>Contingency Transfers</u>							
<u>Fund Balance-Carryovers</u>							
Parks & Forestry	-	55210	25,000		25,000	25,000	-
Building Mainenance	-	51611	54,000		54,000	54,000	-
Edgewater Capital Projects	-			186,255	186,255	186,255	-
Revised 2014 Budget	<u>66,364,339</u>		<u>87,809,982</u>	<u>4,808,975</u>	<u>92,618,957</u>	<u>4,165,609</u>	<u>22,089,009</u>
Variance			<u>2</u>	<u>-</u>	<u>2</u>	<u>(1)</u>	<u>3</u>

**WOOD COUNTY 2015 ADOPTED BUDGET
REVENUES BY SOURCE**



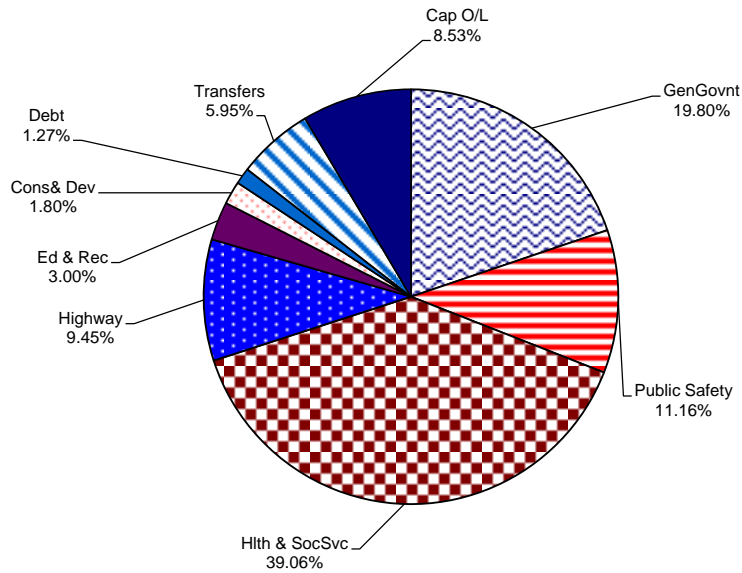
<u>Sources</u>		
Sales & Other Taxes	\$ 5,985,167	5.94%
Property Taxes	22,795,568	22.64%
Intergovernmental	18,818,098	18.69%
Public Charges	20,208,027	20.07%
Intergovt Charges	18,249,565	18.12%
Miscellaneous	1,493,078	1.48%
Regulatory	647,580	0.64%
Debt Proceeds	-	0.00%
Transfers	5,989,247	5.95%
Fund Bal Applied	6,501,155	6.46%
Total	\$ 100,687,485	100.00%

**WOOD COUNTY 2014 REVISED BUDGET
REVENUES BY SOURCE**



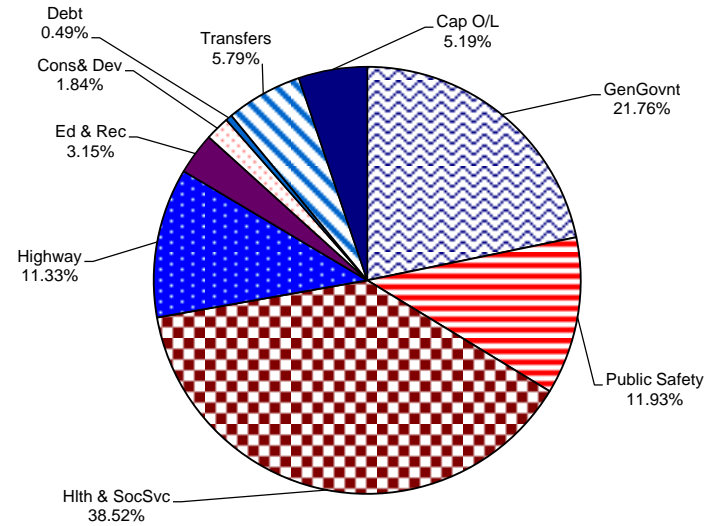
<u>Sources</u>		
Sales & Other Taxes	\$ 5,483,725	5.92%
Property Taxes	22,089,012	23.85%
Intergovernmental	15,952,004	17.22%
Public Charges	19,203,106	20.73%
Intergovmnt Charges	17,964,365	19.40%
Miscellaneous	1,700,465	1.84%
Regulatory	681,100	0.74%
Debt Proceeds	20,000	0.02%
Transfers	5,359,574	5.79%
Fund Bal Applied	4,165,608	4.50%
Total	\$ 92,618,959	100.00%

**WOOD COUNTY 2015 ADOPTED BUDGET
EXPENDITURES BY FUNCTION**



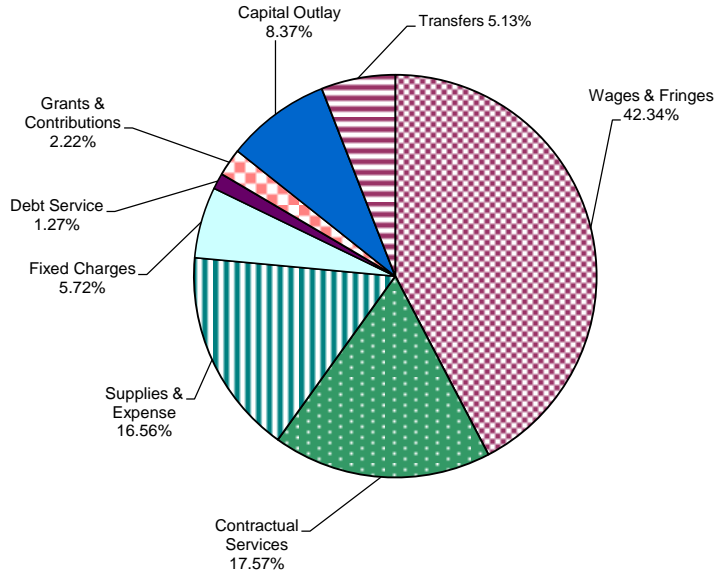
Uses			
GenGovnt	\$	19,935,395	19.80%
Public Safety		11,232,046	11.16%
Hlth & SocSvc		39,328,865	39.06%
Highway		9,510,616	9.45%
Ed & Rec		3,016,285	3.00%
Cons& Dev		1,810,016	1.80%
Debt		1,278,098	1.27%
Transfers		5,989,247	5.95%
Cap O/L		8,586,917	8.53%
	\$	<u>100,687,485</u>	<u>100.00%</u>

**WOOD COUNTY 2014 REVISED BUDGET
EXPENDITURES BY FUNCTION**



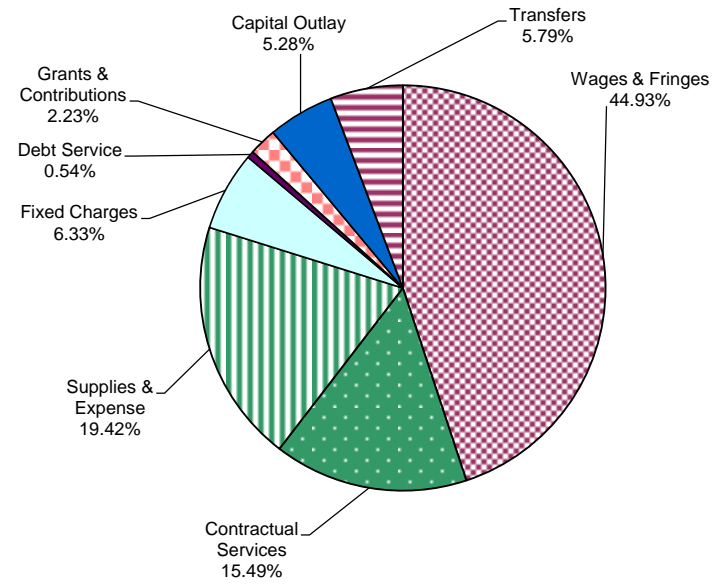
Uses			
GenGovnt	\$	20,158,455	21.76%
Public Safety		11,049,970	11.93%
Hlth & SocSvc		35,672,676	38.52%
Highway		10,489,906	11.33%
Ed & Rec		2,922,089	3.15%
Cons& Dev		1,702,514	1.84%
Debt		454,800	0.49%
Transfers		5,359,574	5.79%
Cap O/L		4,808,975	5.19%
	\$	<u>92,618,959</u>	<u>100.00%</u>

**WOOD COUNTY 2015 ADOPTED BUDGET
EXPENDITURES BY TYPE**



Uses			
Wages & Fringes	\$	42,628,415	42.34%
Contractual Services		17,693,635	17.57%
Supplies & Expense		16,672,545	16.56%
Fixed Charges		5,761,017	5.72%
Debt Service		1,279,475	1.27%
Grants & Contributor		2,234,161	2.22%
Capital Outlay		8,428,990	8.37%
Transfers		5,989,247	5.95%
	\$	<u>100,687,485</u>	<u>100.00%</u>

**WOOD COUNTY 2014 REVISED BUDGET
EXPENDITURES BY TYPE**



Uses			
Wages & Fringes	\$	41,613,338	44.93%
Contractual Services		14,347,073	15.49%
Supplies & Expense		17,984,368	19.42%
Fixed Charges		5,863,886	6.33%
Debt Service		501,608	0.54%
Grants & Contributor		2,061,135	2.23%
Capital Outlay		4,887,975	5.28%
Transfers		5,359,574	5.79%
	\$	<u>92,618,957</u>	<u>100.00%</u>

**WOOD COUNTY
EQUALIZED VALUATIONS AND BUDGETS HISTORY**

EQUALIZED VALUES & COMPUTATION OF LEVIES
10/15/2014 13:20

Budget Year	Equalized Valuation	Change	Percentage Change	Total Levy	Mil Rate	Levy Increase (Decrease)
1994	2,067,594,200	105,678,750	5.39%	12,081,173	5.8431	621,150
1995	2,187,057,600	119,463,400	5.78%	12,779,928	5.8434	698,755
1996	2,338,454,600	151,397,000	6.92%	13,656,574	5.8400	876,646
1997	2,476,165,900	137,711,300	5.89%	14,460,968	5.8401	804,394
1998	2,644,117,600	167,951,700	6.78%	15,166,228	5.7358	705,260
1999	2,810,608,300	166,490,700	6.30%	16,073,759	5.7190	907,531
2000	2,968,558,750	157,950,450	5.62%	17,408,501	5.8643	1,334,742
2001	3,166,622,100	198,063,350	6.67%	18,526,656	5.8506	1,118,155
2002	3,308,997,500	142,375,400	4.50%	19,404,704	5.8642	878,048
2003	3,517,998,750	209,001,250	6.32%	20,691,180	5.8815	1,286,476
2004	3,633,278,650	115,279,900	3.28%	18,156,212	4.9972	(2,534,968)
2005	3,921,408,950	288,130,300	7.93%	19,563,489	4.9889	1,407,277
2006	4,039,296,950	117,888,000	3.01%	20,632,701	5.1080	1,069,212
2007	4,301,671,950	262,375,000	6.50%	21,341,443	4.9612	708,742
2008	4,486,873,550	185,201,600	4.31%	22,120,785	4.9301	779,342
2009	4,608,889,150	122,015,600	2.72%	22,384,341	4.8568	263,556
2010	4,579,362,650	(29,526,500)	-0.64%	22,258,674	4.8606	(125,667)
2011	4,596,721,050	17,358,400	0.38%	22,339,580	4.8599	80,906
2012	4,591,555,250	(5,165,800)	-0.11%	22,313,366	4.8597	(26,215)
2013	4,540,273,250	(51,282,000)	-1.12%	22,072,934	4.8616	(240,432)
2014	4,549,369,350	9,096,100	0.20%	22,089,008	4.8554	16,074
2015	4,578,092,050	28,722,700	0.63%	22,795,569	4.9793	706,561

Year	Equalized Valuation	5.3552051 Operating Tax Rate	Operating Levy	Reductions through Sales Tax and Levy Limits	Reduction in Op Tax Rate	Net Operating Levy	Net Operating Tax Rate	Debt Service Requirement	0.435731 Debt Service Levy Rate	Net Operating & Debt Svc Levy	Net Operating & Debt Levy Rate	Library Levy	Total Levy	Library Levy Rate	Equalized Value Without Library	Mil Rate
1994 Budget	2,067,594,200	5.3356074	11,031,871	-	-	11,031,871	5.3356074	1,049,302	0.5075	12,081,173	5.8431074	-	12,081,173	-	-	5.8431074
1995 Budget	2,187,057,600	5.3541306	11,709,792	-	-	11,709,792	5.3541306	952,969	0.4357	12,662,761	5.7898306	117,167	12,779,928	-	-	5.7898306
1996 Budget	2,338,454,600	5.3550742	12,522,598	-	-	12,522,598	5.3550742	998,754	0.4271	13,521,352	5.7821742	135,222	13,656,574	-	-	5.7821742
1997 Budget	2,476,165,900	5.3741056	13,307,177	-	-	13,307,177	5.3741056	1,015,755	0.4102	14,322,932	5.7843056	138,036	14,460,968	-	-	5.7843056
1998 Budget	2,644,117,600	5.3552051	14,159,792	-	-	14,159,792	5.3552051	1,006,436	0.3806	15,166,228	5.7358051	-	15,166,228	-	-	5.7358051
1999 Budget	2,810,608,300	5.3552051	15,051,384	-	-	15,051,384	5.3552051	1,022,375	0.3638	16,073,759	5.7190051	-	16,073,759	-	-	5.7190051
2000 Budget	2,968,558,750	5.3552051	15,897,241	-	-	15,897,241	5.3552051	1,006,260	0.3390	16,903,501	5.6942051	505,000	17,408,501	0.36034	1,401,442,600	6.0545481
2001 Budget	3,166,622,100	5.3552052	16,957,911	-	-	16,957,911	5.3552052	1,015,110	0.3206	17,973,021	5.6758052	553,635	18,526,656	0.36663	1,510,084,700	6.0424303
2002 Budget	3,308,997,500	5.3552051	17,720,360	-	-	17,720,360	5.3552051	1,128,820	0.3411	18,849,180	5.6963051	555,524	19,404,704	0.35572	1,561,692,300	6.0520243
2003 Budget	3,517,998,750	5.3552051	18,839,605	-	-	18,839,605	5.3552051	1,242,645	0.353225	20,082,250	5.7084301	608,930	20,691,180	0.37047	1,643,653,300	6.0789036
2004 Budget	3,633,278,650	5.3552051	19,456,952	(3,340,268)	(0.9193537)	16,116,684	4.4358514	1,423,890	0.391902	17,540,574	4.8277534	615,638	18,156,212	0.35645	1,727,114,800	5.1842080
2005 Budget	3,921,408,950	5.3552051	20,999,949	(3,626,710)	(0.9248487)	17,373,239	4.4303564	1,558,355	0.397397	18,931,594	4.8277534	631,895	19,563,489	0.34847	1,813,335,500	5.1762245
2006 Budget	4,039,296,950	5.5103503	22,257,941	(3,897,852)	(0.9649828)	18,360,089	4.5453675	1,629,130	0.403320	19,989,219	4.9486875	643,482	20,632,701	0.33845	1,901,241,300	5.2871411
2007 Budget	4,301,671,950	5.5418001	23,839,006	(4,959,615)	(1.1529505)	18,879,391	4.3888496	1,818,339	0.422705	20,697,730	4.8115546	643,713	21,341,443	0.31309	2,056,024,300	5.1246408
2008 Budget	4,486,873,550	5.5103500	24,724,244	(5,102,335)	(1.1371693)	19,621,909	4.3731807	1,842,431	0.410627	21,464,340	4.7838077	656,445	22,120,785	0.30345	2,163,273,600	5.0872575
2009 Budget	4,608,889,150	5.5103500	25,396,592	(5,337,061)	(1.1579929)	20,059,531	4.3523571	1,588,755	0.344715	21,648,286	4.6970721	736,055	22,384,341	0.33339	2,207,765,900	5.0304657
2010 Budget	4,579,362,650	5.5103500	25,233,891	(4,517,886)	(0.9865753)	20,716,005	4.5237747	801,500	0.175024	21,517,505	4.6987987	741,169	22,258,674	0.33578	2,207,280,200	5.0345825
2011 Budget	4,596,721,050	5.5103500	25,329,542	(4,500,475)	(0.9790620)	20,829,067	4.5312880	770,000	0.167511	21,599,067	4.6987990	740,513	22,339,580	0.33574	2,205,615,400	5.0345388
2012 Budget	4,591,555,250	5.5103500	25,301,076	(4,495,418)	(0.9790621)	20,805,659	4.5312879	735,000	0.160076	21,540,659	4.6913639	772,707	22,313,366	0.35351	2,185,843,800	5.0448691
2013 Budget	4,540,273,250	5.5103500	25,018,495	(4,184,688)	(0.9216820)	20,833,807	4.5886680	466,267	0.102696	21,300,074	4.6913640	772,860	22,072,934	0.36124	2,139,485,600	5.0526004
2014 Budget	4,549,369,350	5.5103500	25,068,617	(4,180,670)	(0.9189558)	20,887,947	4.5913942	454,800	0.099970	21,342,747	4.6913640	746,261	22,089,008	0.34456	2,165,807,900	5.0359240
2015 Budget	4,578,092,050	5.5103500	25,226,890	(4,207,064)	(0.9189556)	21,019,827	4.5913944	970,700	0.212032	21,990,527	4.8034264	805,042	22,795,569	0.37173	2,165,662,200	5.1751565

	BUDGET SUMMARIES 2015 - 2000															
	2015 Adopted	2014 Adopted	2013 Adopted	2012 Adopted	2011 Adopted	2010 Adopted	2009 Adopted	2008 Adopted	2007 Adopted	2006 Adopted	2005 Adopted	2004 Adopted	2003 Adopted	2002 Adopted	2001 Adopted	2000 Adopted
Uses																
Operating & Debt Svc	91,650,568	87,280,982	86,785,790	87,767,410	89,351,187	91,481,300	91,710,039	100,726,471	96,244,583	88,714,074	88,629,304	85,795,947	81,651,241	75,207,718	62,554,776	57,057,348
Capital Outlay	8,586,917	4,622,720	6,021,886	3,113,804	2,103,322	1,783,972	1,829,619	2,249,291	2,778,076	4,512,778	3,533,780	3,273,272	3,631,569	7,044,403	5,841,222	5,282,766
Contingency	450,000	450,000	450,000	450,000	450,000	450,000	450,000	450,000	450,000	450,000	450,000	1,330,849	450,000	500,000	600,000	600,000
Total	100,687,485	92,353,702	93,257,676	91,331,214	91,904,509	93,715,272	93,989,658	103,425,762	99,472,659	93,676,852	91,913,084	90,400,068	85,632,810	82,752,121	68,995,998	62,940,114
Sources																
Revenues (incl debt)	71,390,762	66,364,339	66,174,858	66,466,887	68,447,154	70,253,235	71,092,854	78,442,416	76,121,033	72,448,504	69,498,288	70,213,054	60,299,444	60,555,299	47,510,626	42,869,940
Funds Applied	6,501,155	3,900,354	5,009,884	2,550,961	1,117,775	1,203,363	512,462	2,862,562	2,010,183	595,647	2,851,307	2,030,802	4,642,187	2,792,118	2,958,716	2,661,673
Tax Levy	22,795,568	22,089,008	22,072,934	22,313,366	22,339,580	22,258,674	22,384,342	22,120,784	21,341,443	20,632,701	19,563,489	18,156,212	20,691,179	19,404,704	18,526,656	17,408,501
Total	100,687,485	92,353,702	93,257,676	91,331,214	91,904,509	93,715,272	93,989,658	103,425,762	99,472,659	93,676,852	91,913,084	90,400,068	85,632,810	82,752,121	68,995,998	62,940,114

**WOOD CO 2014 AND 2015 BUDGET
REVENUES BY FUNDING SOURCE**

10/15/2014 13:11		2013	6/30/2014	2014	2014	2015	Percent
Account Number	ACCOUNT TITLE	ACTUAL	ACTUAL	ESTIMATED	BUDGET	BUDGET	Increase (Decrease)
GENERAL FUND (101)							
TAXES							
41150	County Share of Managed Forest Land Taxes	26,296	604	15,000	9,000	12,000	33.33%
41110	Taxes for State Special Charges	515	-	842	842	1,072	27.32%
41120	Tax Increments	-	1,981	1,981	-	-	N/A
41220	General Sales and Retailers' Discount	201	74	180	180	180	0.00%
01-41230	Real Estate Transfer Fees	103,217	33,342	86,000	83,000	83,000	0.00%
41800	Interest and Penalties on Taxes	423,014	220,836	350,000	350,000	355,000	1.43%
41910	Payments in Lieu of Taxes	13,121	13,394	13,394	13,350	13,350	0.00%
	TOTAL TAXES	566,363	270,231	467,397	456,372	464,602	1.80%
INTERGOVERNMENTAL							
01-43528-000	State Aid-SARA Title III	32,604	-	33,905	33,000	33,000	0.00%
43410	State Shared Taxes-Shared Revenue	3,015,555	-	3,006,343	3,006,343	3,006,343	0.00%
43430	Other State Shared Taxes	214,123	-	245,741	245,741	245,741	0.00%
01-43511	State Aid-Victim Witness	66,054	-	68,000	66,577	69,240	4.00%
01-43512	State Grants-Courts	53,128	26,549	53,096	53,096	44,846	-15.54%
01-43512	State Grants-Courts	53,128	26,549	53,157	53,157	44,846	-15.63%
02-43512	Adult Drug Treatment State Aid	103,506	12	167,006	184,006	184,006	0.00%
43512-000-000	State Grants-Courts	53,128	26,549	53,157	53,157	44,846	-15.63%
03-43512	State Grants-Courts	53,128	26,549	53,069	53,128	44,846	-15.59%
02-43512-001	State Aid-Drug Court Enhancement	24,531	11,565	-	-	-	N/A
03-43514	Clerk of Courts State Aid Court Support Services	50,812	-	50,221	50,812	25,406	-50.00%
01-43521	State Aid - Law Enforcement	20,465	20,473	27,000	32,000	27,000	-15.63%
04-43521	State Aid-Traffic	36,798	-	10,000	35,000	15,000	-57.14%
06-43521	State Aid - Corrections	68,099	-	65,000	50,000	90,000	80.00%
06-43211	SCAAP Grant	2,753	-	2,500	1,500	2,500	66.67%
03-43523	State Aid-Indian Law Enforcement	18,027	18,027	18,027	17,000	18,000	5.88%
02-43528-001	State Grants-Emergency Management	71,741	14,778	60,000	52,000	60,000	15.38%
10-43531	State Aids-Transportation	1,680,780	556,708	1,600,000	1,600,000	1,600,000	0.00%
10-43534	State Aid-LRIP	247,479	-	200,000	-	-	N/A
01-43551	State Grants-Health Other	93,084	41,289	84,328	69,241	64,956	-6.19%
02-43554	State Grants-Health WIC Program	289,438	146,701	307,964	318,047	329,801	3.70%
03-43557	State Aid-Health Consolidated Grant	94,688	44,507	91,716	85,224	95,041	11.52%
02-43569	State Aid-Veterans Service Officer	11,500	11,500	11,500	11,500	11,500	0.00%
01-43571	State Grants-UW Extension	2,688	4,338	7,236	7,236	5,914	-18.27%
04-43571	State Aid-Clean Sweep	-	-	-	-	9,000	N/A
43581	State Aid Planning & Zoning	3,750	-	-	-	9,625	N/A
01-43581	State Grants-Forestry	38,495	39,272	39,272	39,599	42,478	7.27%
03-43586-481	State Grants-Wildlife Damage Abatement	39,885	-	44,134	50,983	52,179	2.35%
43640	State Aid- Managed Forest Lands	20,668	243	20,000	20,000	20,000	0.00%
	TOTAL INTERGOVERNMENTAL	6,460,031	1,015,607	6,372,372	6,188,347	6,196,114	0.13%
LICENSES & PERMITS							
01-44100	Business and Occupational Licenses	179,418	134,964	167,406	170,000	170,000	0.00%
10-44101	Utility Permits	750	645	750	300	300	0.00%
10-44102	Driveway Permits	970	300	500	1,200	1,200	0.00%
10-44260	Moving Permits	1,413	1,175	1,400	1,100	1,100	0.00%
01-44200	ML & DP Fees	13,418	5,468	12,500	12,500	12,500	0.00%
01-44201	Dog License Fund	1,000	-	1,000	1,000	1,000	0.00%
44200	Humane Officer Nonbusiness Licenses	10,000	-	10,000	10,000	10,000	0.00%
44410	County Planner Document Sales	96	-	-	-	-	N/A
44411	Plat Review Fees P&Z	2,145	730	1,500	1,500	1,500	0.00%
01-44413	Animal Waste Ordinance Permit Fee	600	-	600	600	600	0.00%
07-44413	Land Conservation Permits & Fines Nonlapsing	1,350	1,127	1,727	200	1,000	400.00%
44413	Shoreland zoning fees & permits	2,145	1,350	2,250	1,500	2,250	50.00%
	TOTAL LICENSES	213,304	145,759	199,633	199,900	201,450	0.78%
FINES & FORFEITURES							
01-45110	Branch I County Ordinance Violations	2,339	767	2,500	2,500	2,500	0.00%
01-45120	Victim Witness Share of State Fines & Forfeitures	7,575	3,613	6,500	6,500	6,500	0.00%
03-45115	County Share of Occupational Driver	400	80	220	400	200	-50.00%
03-45120	County Share of State Fines and Forfeitures	157,358	63,675	156,546	170,000	160,000	-5.88%
45120	District Atty Share of State Fines & Forfeitures	7,575	3,613	7,200	6,800	7,200	5.88%
01-45123	County Parks Violation Fee	750	500	750	1,000	750	-25.00%
45129	Dog Licensing Tax	781	-	-	-	-	N/A
03-45130	County Forfeitures Revenue	121,214	57,627	137,230	150,000	140,000	-6.67%
	TOTAL FINES & FORFEITURES	297,990	129,875	310,946	337,200	317,150	-5.95%
PUBLIC CHARGES FOR SERVICES							
01-46143	Other Professional Reimbursements	-	310	-	-	-	N/A
01-46110	Public Charges-County Clerk Passports	12,960	8,535	12,800	12,800	12,800	0.00%
01-46191	Public Charges-Clerk	8,540	3,480	8,000	8,000	8,000	0.00%
01-46192	DMV Services	6,334	3,267	5,000	5,000	5,000	0.00%
01-46194	County Clerk Copy Fees	7,254	2,287	2,700	7,000	500	-92.86%
03-46141	Public Charges-Clerk	12,543	30	12,530	12,500	12,500	0.00%
01-46130	Public Chgs-Reg of Deeds	315,622	110,677	271,000	309,000	309,000	0.00%
02-46130	Public Chgs-Redaction	62,375	19,350	48,400	60,000	-	-100.00%

**WOOD CO 2014 AND 2015 BUDGET
REVENUES BY FUNDING SOURCE**

Account Number	10/15/2014 13:11 ACCOUNT TITLE	2013	6/30/2014	2014	2014	2015	Percent
		ACTUAL	ACTUAL	ESTIMATED	BUDGET	BUDGET	Increase (Decrease)
01-46144	Court Fees and Costs-Circuit Court Br I	21,866	14,716	28,600	28,600	28,600	0.00%
02-46146	Public Charges for Services-Drug Court	5,250	2,000	6,000	5,500	5,310	-3.45%
03-46140	Public Charges-Court Fees	172,857	81,527	190,141	209,000	200,000	-4.31%
02-46141	Family Counseling Fees Filing Fees	6,425	3,152	7,565	9,000	9,000	0.00%
03-46142	Clerk of Courts Attorney Fee Reimbursement	40,248	15,252	34,872	52,000	35,000	-32.69%
46143-000-000	Other Professional Reimbursements	775	452	800	-	800	N/A
01-46210	Sheriff-Public Charges	1,645	75	2,000	11,400	6,000	-47.37%
01-46211	Sheriff Revenue-Civil Process Fees	63,575	32,011	72,300	86,000	86,000	0.00%
01-46212	Sheriff Cost Reimbursement/Witness Fees	50,383	24,510	53,000	65,000	65,000	0.00%
01-46214	Reserve Deputy Revenue	9,756	552	11,000	11,275	12,000	6.43%
04-46215	Public Charges-Sheriff Prisoner Bounties	26,227	13,810	28,000	45,000	40,000	-11.11%
01-46216	Restitution	222	434	1,000	4,100	2,500	-39.02%
06-46216	Restitution	886	557	557	-	-	N/A
01-46217	OWI Restitution	930	368	1,000	5,000	2,500	-50.00%
10-46241	Jail Surcharge	45,418	18,797	38,000	58,000	48,000	-17.24%
01-46143	Other Professional Reimbursements	100	235	375	-	375	N/A
06-46242	Jail-Board of Prisoners Meals	82,753	30,226	77,600	145,000	125,000	-13.79%
06-46243	Inmate Booking/Processing Fee	24,312	10,425	24,800	30,000	30,000	0.00%
08-46242	Electronic Monitoring-Public Charges	162,578	76,067	178,500	218,453	218,453	0.00%
06-46244	Jail-Other County Transports	22,303	13,781	27,500	25,000	27,000	8.00%
06-46245	Jail Stay Fee	24,094	12,117	25,000	74,460	73,584	-1.18%
01-46510	Public Charges-Health	58,108	26,565	50,680	57,850	55,000	-4.93%
04-46510	Public Charges Public Health	42,885	32,729	42,071	40,000	40,000	0.00%
01-46721	County Parks Revenue	441,067	204,783	420,000	385,000	400,000	3.90%
01-46813	County Forest Revenue	510,423	283,740	410,000	310,000	340,000	9.68%
46143	Public Charges-District Attorney	8,225	2,661	5,600	5,600	5,600	0.00%
46194	Co Treas-Copy and Fax Fees	21	9	20	25	20	-20.00%
46140	Court Fees and Costs	5,850	3,200	4,000	2,000	4,000	100.00%
46196	Public Charges-Human Resources	1,416	399	666	300	350	16.67%
01-46110	Public Charges-Systems Tax List	630	45	45	500	-	-100.00%
46121	Treasurer Fees-Redemption Notices	3,341	1,713	2,300	2,300	2,300	0.00%
46122	Public Charges-Property Conversion Charges	-	-	-	1,000	500	-50.00%
02-46550	Family Counseling Reimbursement	-	-	-	-	300	N/A
01-46771	UW-Extension Publication Revenue	121	20	100	500	300	-40.00%
04-46772-001	UW-Extension Project Revenue-Soils	1,564	1,190	1,300	1,000	1,000	0.00%
04-46772-007	UW-Extension Project Revenue-Groundwater	212	36	60	60	60	0.00%
04-46772-008	UW-Extension Project Revenue-Master Gardener	1,290	-	1,500	2,500	2,500	0.00%
04-46772-009	Contributions for Parenting Newsletter	4,463	5,651	6,300	6,300	6,300	0.00%
01-46772-010	BELL	529	125	500	1,000	1,000	0.00%
04-46772-004	UW Ext Project Rev Ag Programs	4,275	-	-	-	-	N/A
04-46772-013	Family Living Programs	-	2,647	2,647	300	300	0.00%
46221	Public Chgs-Cremation	50,115	29,155	50,000	45,000	60,000	33.33%
46221	Public Chgs-Death Certificates	-	-	11,000	-	22,000	N/A
TOTAL PUBLIC CHARGES		2,322,762	1,093,669	2,177,829	2,358,323	2,304,452	-2.28%
INTERGOVERNMENTAL CHARGES							
01-47210	State Charges-Interpreter Reimb	-	-	700	-	400	N/A
01-47250	Intergovernment Charges-State	645	292	390	-	-	N/A
02-47415	Local Department Charges-Systems	123,493	41,758	125,500	144,500	125,000	-13.49%
01-47320	Local Government Charges-Public Safety	29,244	14,741	32,000	48,000	38,000	-20.83%
47321	Local Government Charges-Public Safety	-	137	150	-	-	N/A
01-47350	Intergovernment Charges-Sanitation	18,405	9,093	18,259	18,460	18,332	-0.69%
47351	Local Govmt Chgs-Planning Assistance	-	-	3,000	6,400	10,000	56.25%
03-47391-000	Local Government Chgs-BNI(Mat'l's)	16,911	162	1,000	3,500	3,500	0.00%
03-47392-000	Local Government Chgs-BNI(Staff)	819	32	350	1,600	1,600	0.00%
04-47393-000	Local Government Chgs-Work Relief	1,790	700	1,500	900	1,000	11.11%
02-47395-000	Intergovernment Chgs-EM Vehicles	7,104	2,360	5,000	4,500	4,500	0.00%
02-47396-000	Intergovernmental Chgs-EM Equipment	619	114	250	500	500	0.00%
47410	Local Departmental Charges-Gen Government	591	35	800	800	800	0.00%
04-47410	Local Dept Charges-Family Court Commissioner	16,374	5,234	15,077	16,000	16,000	0.00%
03-47411	Local Dept Charges-Clerk of Courts	16,266	-	15,000	18,000	18,000	0.00%
2302-47412	Local Dept Chgs-Ins	523,272	500,434	504,399	504,399	543,886	7.83%
47413	Local Department Charges-Corp Counsel	13,280	6,321	13,000	13,000	13,500	3.85%
01-47415	Local Department Charges-Systems	7,920	3,300	7,620	7,620	7,620	0.00%
10-47210-000	State Charges General Government	289,497	-	289,495	132,000	132,000	0.00%
10-47231-101	State Revenue-Supervision	88,889	39,976	88,890	-	-	N/A
10-47231-102	State Revenue-Records & Reports	56,588	36,691	56,590	55,000	55,000	0.00%
10-47231-103	State Revenue-General Liability	-	-	-	15,000	15,000	0.00%
10-47231-104	State Revenue-LRIP	-	6,867	6,870	-	-	N/A
10-47470-000	Depart Charges-Bituminous Revenue	1,362,460	30,642	1,360,000	-	1,886,769	N/A
10-49210	Transfer from General Fund	19,109	-	-	-	-	N/A
50-47332	Revenue from Districts-Roads	773,137	(29,561)	773,135	120,000	340,519	183.77%
60-47333	Revenue from Districts-Bridges	157,352	10,191	445,200	11,286	-	-100.00%
47421	Local Department Charges-Public Safety	91	125	300	2,000	500	-75.00%
47421	Local Department Charges	-	-	3,030	-	3,030	N/A
01-47421	Local Department Charges-Public Safety	6,817	4,947	12,000	20,400	20,400	0.00%
04-47421	Departmental Charges-Traffic	10,411	9,903	9,903	10,000	10,000	0.00%

**WOOD CO 2014 AND 2015 BUDGET
REVENUES BY FUNDING SOURCE**

10/15/2014 13:11		2013	6/30/2014	2014	2014	2015	Percent
Account Number	ACCOUNT TITLE	ACTUAL	ACTUAL	ESTIMATED	BUDGET	BUDGET	Increase (Decrease)
02-47421-000	Emergency Mgmt Local Dept Charges	-	-	-	350	-	-100.00%
01-47440	Local Department Charges-Sanitation	1,881	1,008	3,339	2,200	2,200	0.00%
47410	Local Gov Planning Assistance	-	-	-	-	57,436	N/A
	TOTAL INTERGOVERNMENTAL CHARGES	3,542,964	695,503	3,792,747	1,156,415	3,325,492	187.57%
MISCELLANEOUS							
1907-48000	Miscellaneous	1,076	1,446	1,446	-	-	N/A
01-48200	Forestry DNR Lease Revenue	8,156	-	8,156	8,156	8,156	0.00%
01-48100	Register of Deeds Interest Revenue	26	8	18	-	-	N/A
48113	Unrealized Gain/Loss on Investment-ICM	(74,345)	146,900	40,000	40,000	40,000	0.00%
48114	Investment Income	51,384	18,234	100,000	100,000	100,000	0.00%
48115	Interest-General Investment	14,838	3,690	25,000	25,000	25,000	0.00%
48116	Interest-Section 125	2	1	1	3	3	0.00%
03-48117	Interest-Clerk of Courts	392	132	300	1,000	400	-60.00%
48200	Tower Rental Income	74,112	45,950	73,000	72,750	73,000	0.34%
48300	Gain on Sale of Prop-Tax Deed	(21,216)	28,365	35,000	1,000	10,000	900.00%
01-48900	Sheriff Dept Miscellaneous Revenue	43	12	12	-	-	N/A
04-48300-000	Wood Sales	4,438	2,282	5,000	5,000	5,000	0.00%
06-48300-000	Property Sales-Highway Safety	40	-	-	50	50	0.00%
02-48320-000	Property Sales-Surplus Property	85	143	500	500	500	0.00%
06-48500-000	Donations & Contributions-Highway Safety	-	-	-	1,500	1,500	0.00%
03-48500	Vets Donations for Outreach & Grave Flags/holders	-	340	340	250	250	0.00%
02-48501	Donations & Contributions-Task Force	1,720	770	1,570	1,800	1,800	0.00%
01-48440	Insurance Recoveries	5,694	3,401	3,401	-	-	N/A
2302-48440	Insurance Recoveries-Other	21,244	659	16,000	16,000	16,000	0.00%
48500	Dispatch Donations	(58)	-	-	-	-	N/A
01-48300	Sheriff-Property Sales	2,673	1,595	1,595	-	-	N/A
48500	Human Resources Miscellaneous Revenue	2,179	2,466	2,466	-	-	N/A
01-48000	County Parks Miscellaneous Revenue	625	-	-	-	-	N/A
04-48500	Dental Sealants-Donations & Contributions	39,519	35,540	38,546	38,500	38,500	0.00%
01-48502	Veterans Loan Repayment	1,261	160	160	-	-	N/A
02-48510	Drug Court-Donations/Contributions Private Org	-	-	-	1,700	-	-100.00%
01-48540	Public Health Private Grants-Other	263,494	63,120	99,633	138,923	20,000	-85.60%
04-48500-000	Donations-Clean Sweep	-	-	-	-	5,000	N/A
48900	Miscellaneous Revenue	999	324	500	300	500	66.67%
48900	PSC Grant	1,907	80	-	-	-	N/A
	TOTAL MISCELLANEOUS	400,287	355,618	452,644	452,432	345,659	-23.60%
OTHER FINANCING SOURCES							
49110	Proceeds from L-T Debt	-	-	-	20,000	-	-100.00%
01-49210	Sheriff Admin Transfer	-	-	117,000	117,000	-	-100.00%
06-49210	Transfer from General Fund	-	-	10,000	10,000	179,661	1696.61%
49220	Transfer from Special Revenue Fund	5,480,562	-	5,267,886	5,027,353	5,520,565	9.81%
01-49220	Transfer from General Fund	-	-	-	56,266	21,844	-61.18%
01-49220	Transfer from Special Revenue	7,242	-	-	13,425	17,010	26.70%
	OTHER FINANCING SOURCES	5,487,804	-	5,394,886	5,244,044	5,739,080	9.44%
	TOTAL GENERAL FUND	19,291,504.00	3,706,260.71	19,168,454	16,393,033	18,893,999	15.26%
SPECIAL REVENUE FUNDS							
HUMAN SERVICES (211)							
INTERGOVERNMENTAL							
01-43561-000	CW Prior Year Adjustment	(314)	9,357	9,357	-	-	N/A
01-43561-306	State Aid BCA OPC MH	47,586	17,705	47,586	47,586	47,586	0.00%
01-43561-324	State Aid State/Co Match OPC MH	1,207	737	2,100	1,900	3,790	99.47%
01-43561-360	CW IVE Youth Indep Living	32,487	12,671	36,664	32,389	32,487	0.30%
01-43561-377	State Aid-Basic County Allocation	220,549	71,086	215,000	240,000	244,258	1.77%
01-43561-380	CW Kinship Care Assessments	21,018	6,636	19,904	21,018	19,904	-5.30%
01-43561-398	WIMCR-FFP	2,884	324	5,250	4,775	4,734	-0.86%
01-43561-561	CW Children & Families Allocation	1,127,566	1,011,502	1,129,851	1,124,491	1,129,851	0.48%
01-43561-573	CW TPR Adoption Services	301	-	-	9,000	-	-100.00%
01-43561-604	CW SACWIS	2,644	577	3,000	3,000	3,000	0.00%
01-43561-700	Children First	5,731	5,264	18,000	18,000	28,800	60.00%
01-43561-966	CW Healthcheck	51,195	8,078	40,000	40,000	40,000	0.00%
05-43560-400	Youth Aids Capacity Intervention	21,320	6,408	19,220	19,220	18,700	-2.71%
05-43560-401	Youth Aids Office of Justice Assistance Grant	30,792	-	41,394	45,594	4,200	-90.79%
05-43561-415	Youth Aids Community Allocation	1,008,040	886,407	1,104,180	1,104,180	1,104,180	0.00%
05-43561-418	Youth Aids AODA Counseling	26,960	8,816	29,960	26,960	26,960	0.00%
05-43561-810	Coordinated Service Team	68,440	-	-	-	-	N/A
10-43561-831	Childcare Certification	43,422	13,845	42,000	50,000	50,000	0.00%
10-43561-840	Childcare Fraud	11,310	3,902	10,000	12,394	11,423	-7.83%
10-43561-852	Childcare Admin & Operations	128,612	39,455	115,515	115,515	100,000	-13.43%
13-43567-472	State Grants-Aging Transportation	127,191	127,191	127,191	127,191	127,191	0.00%
13-43567-572	State Grants-Aging Transp	68,487	66,189	66,189	68,487	68,487	0.00%
20-43561-283	ESS IM Available Allocation	275,869	218,479	275,538	275,538	283,902	3.04%
20-43561-294	ESS IM 50% Fed Match MA/FS	691,407	218,479	675,000	717,331	700,000	-2.42%

**WOOD CO 2014 AND 2015 BUDGET
REVENUES BY FUNDING SOURCE**

Account Number	10/15/2014 13:11		2013 ACTUAL	6/30/2014 ACTUAL	2014 ESTIMATED	2014 BUDGET	2015 BUDGET	Percent Increase (Decrease)
	ACCOUNT TITLE							
20-43561-297	ESS PPACA		17,057	52,447	140,000	96,741	145,000	49.88%
20-43561-600	ESS Prior Year Adjustment	(957)		3,008	3,008	-	-	N/A
20-43561-965	ESS FS Agency Incentives		5,121	3,034	3,034	3,000	3,000	0.00%
20-43561-980	ESS MA Agency Incentives		5,802	2,256	2,256	1,000	1,500	50.00%
25-43561-230	FSET Contract		113,845	28,575	108,668	108,668	2,520,051	2219.04%
30-43561-232	Cost Share-Residential		223,924	71,384	250,000	342,007	342,007	0.00%
35-43561-441	LIHEAP 10/1/13 to 9/30/14 Fed		41,687	51,128	-	-	-	N/A
35-43561-442	Mobile Crisis-Insurance		96,393	-	165,972	138,065	138,065	0.00%
40-43561-684	Mobile Crisis-Insurance		27,057	-	-	-	-	N/A
40-43561-550	State Aid-Birth to Three		116,173	94,007	116,173	116,173	116,173	0.00%
40-43561-900-400	Grants-Birth to Three		8,443	-	-	-	-	N/A
45-43561-810	Community Support Team		-	23,181	81,350	76,151	62,123	-18.42%
45-43561-577	State Aid-Family Support Program		85,986	23,972	86,461	86,461	86,461	0.00%
50-43561-830	CLTS Admin, Autism - 879		4,036	1,069	5,000	4,500	4,500	0.00%
50-43561-833	CLTS Admin, DD & PD - 876		22,617	7,155	18,000	13,500	16,000	18.52%
50-43561-845	Children's Waivers PD		4,757	-	5,000	4,500	5,000	11.11%
55-43561-561	Ho Chunk Donations		213,372	132,082	217,015	217,015	217,015	0.00%
55-43561-602	State Aid-State/County Match		29,047	-	-	-	-	N/A
55-43561-603	State Aid - Mental Health Block Grant		24,009	-	22,809	22,809	23,516	3.10%
55-43561-684	State Aid - CSP Case Management FFP		90,581	-	-	-	-	N/A
60-43561-561	Outpatient Clinic MH-BCA		75,907	46,929	95,772	95,772	95,772	0.00%
60-43561-602	Outpatient Clinic MH-County Match		20,007	-	-	-	-	N/A
60-43561-684	State Aid - FFP	(3,917)		-	-	-	-	N/A
65-43561-517	State Aid-CMH		39,783	13,261	39,783	37,889	39,783	5.00%
65-43561-561	CCS BCA		115,001	83,895	137,843	137,843	137,843	0.00%
65-43561-602	CCS-County Match		22,924	-	-	-	-	N/A
70-43560-000	GWAAR Elder Abuse Grant		29,537	-	29,537	29,835	29,537	-1.00%
70-43561-684	Human Services-- State Aid-FFP		8,094	-	-	-	-	N/A
70-43561-312	State Aid-APS		73,435	22,838	73,435	73,435	73,435	0.00%
70-43561-517	State Aid-CMH		-	-	-	-	39,783	N/A
70-43561-560	Crisis Legal Services BCA		173,416	-	-	-	-	N/A
70-43561-561	Crisis Legal Services State Aid		34,326	139,307	228,886	228,886	228,886	0.00%
70-43561-602	Crisis Legal Services County Match		20,710	-	-	-	-	N/A
75-43561-367	COP Contract		175,480	28,326	175,481	175,481	175,481	0.00%
75-43561-559	State Aid-IMD Relocation Funding		72,665	72,665	72,665	72,665	72,665	0.00%
75-43561-561	State Aid Basic County Allocation		386,578	265,683	436,528	436,528	436,528	0.00%
75-43561-569	State Aid-MH Block Grant		15,184	-	16,384	14,425	15,677	8.68%
75-43561-602	State Aid/County Match		49,450	-	-	-	-	N/A
80-43561-039	IDP/Vivitol Grant Revenue		22,449	7,776	18,000	18,000	18,000	0.00%
80-43561-561	Outpatient Clinic-AODA BCA		84,472	60,527	99,448	99,448	99,448	0.00%
80-43561-567	Outpatient Clinic-AODA IDP State Aid		68,368	-	65,368	35,000	65,000	85.71%
80-43561-570	Outpatient Clinic-AODA Block Grant		64,281	42,854	64,281	61,067	64,281	5.26%
80-43561-602	Outpatient Clinic-AODA County Match		15,005	-	-	-	-	N/A
80-43561-684	State Aid - FFP	(1,843)		-	-	-	-	N/A
85-43561-561	Outpatient Clinic-Day Tx Basic County Allocation		56,930	43,694	71,791	71,791	71,791	0.00%
85-43561-602	Outpatient Clinic-Day Tx State/County Match		15,005	-	-	-	-	N/A
85-43561-684	State Aid - FFP		1,711	-	-	-	-	N/A
90-43561-561	AODA-CBRF State Aid-Basic County Allocation		115,417	82,840	136,109	136,109	136,109	0.00%
90-43561-567	AODA-CBRF State Aid-IDP Emergency Funds		-	-	64,281	61,067	64,281	5.26%
90-43561-570	AODA-CBRF State Aid-Alcohol & Drug Block Grant		64,281	-	3,000	2,000	3,000	50.00%
90-43561-602	AODA-CBRF State Aid-County Match		20,710	-	-	-	-	N/A
95-43561-561	State Aid Basic County Allocation		46,354	28,363	46,581	46,581	46,581	0.00%
95-43561-567	State Aids-IDP Emergency Funds		-	-	5,000	5,000	5,000	0.00%
99-43561-561	Administration BCA		1,007,094	613,870	1,008,632	1,008,825	1,067,559	5.82%
99-43561-602	State Aid-State/County Match		60,636	35,747	58,734	58,734	-	-100.00%
99-43561-684	State Aid-FFP		157,701	-	-	-	-	N/A
	TOTAL INTERGOVERNMENTAL		8,250,802	4,814,980	8,205,184	8,241,540	10,716,304	30.03%
PUBLIC CHARGES FOR SERVICES								
17-46510-000	Public Charges		-	-	114,503	510,960	576,826	12.89%
13-46531-572-999	Transportation Escort-Insurance		-	15,630	54,590	-	47,000	N/A
24-46526-000	SNF CMI Medicaid		766,077	259,712	774,434	793,014	767,026	-3.28%
24-46526-026	SNF CMI Subsidized Services		36,495	11,970	37,101	38,815	37,104	-4.41%
24-46530-000	SNF CMI Private Pay		27,150	-	-	-	-	N/A
24-46536-000	Third Party Awards & Settlements State		152,400	46,700	190,371	209,422	187,290	-10.57%
24-46537-026	Contractual Adj SNF-CMI Medicaid	(1,476)		(1,668)	(1,798)	-	-	N/A
25-46526-000	SNF BI Medicaid		1,233,400	492,979	1,281,721	1,524,605	1,438,990	-5.62%
25-46530-000	SNF BI Private Pay	(13,650)		-	-	-	31,650	N/A
25-46531-000	SNF BI Insurance		5,100	-	-	15,825	31,650	100.00%
25-46534-034	SNF BI Managed Care/HMO		32,708	-	-	-	-	N/A
25-46537-026	Contractual Adj SNF BI Medicaid		1,138	-	88,974	(109,677)	-	-100.00%
25-46537-034	Contracted Adj SNF BI Managed Care/HMO	(1,640)		-	-	-	-	N/A
26-46525-000	Inpatient Medicare		862,978	332,664	1,050,034	700,730	1,164,750	66.22%
26-46525-025	Inpatient Medicare Ancillaries		6,970	11,394	20,256	-	20,661	N/A
26-46526-000	Inpatient Medicaid		385,229	143,560	666,216	428,315	696,017	62.50%
26-46526-026	Inpatient Medicaid Ancillaries		-	12,132	18,198	-	18,562	N/A
26-46526-096	Inpatient Medicaid Adolescent		70,612	1,348	51,648	74,333	74,333	0.00%
26-46530-000	Inpatient Private Pay		557,595	194,514	422,688	590,373	467,203	-20.86%

**WOOD CO 2014 AND 2015 BUDGET
REVENUES BY FUNDING SOURCE**

Account Number	10/15/2014 13:11	2013 ACTUAL	6/30/2014 ACTUAL	2014 ESTIMATED	2014 BUDGET	2015 BUDGET	Percent Increase (Decrease)
	ACCOUNT TITLE						
26-46530-030	Inpatient Private Pay Ancillaries	32,002	4,027	4,027	5,500	-	-100.00%
26-46530-090	Inpatient Private Pay Adolescent	6,545	5,392	5,392	2,618	5,400	106.26%
26-46531-000	Inpatient Insurance	900,257	337,319	1,199,631	1,376,222	1,290,394	-6.24%
26-46531-031	Inpatient Insurance Ancillaries	12,829	6,198	9,297	5,500	9,483	72.42%
26-46531-091	Inpatient Insurance Adolescent	168,861	68,007	80,000	62,000	62,000	0.00%
26-46532-000	Inpatient Wood County	394,294	97,615	320,001	378,521	364,425	-3.72%
26-46532-032	Inpatient Wood County Ancillaries	2,007	-	-	-	-	N/A
26-46532-092	Inpatient Wood County Adolescent	8,867	-	-	16,080	-	-100.00%
26-46533-000	Inpatient Other County	238,892	61,035	199,555	295,752	234,717	-20.64%
26-46533-033	Inpatient Other County Ancillaries	15,881	2,294	3,909	-	13,594	N/A
26-46533-093	Inpatient Other County Adolescent	-	-	-	13,050	-	-100.00%
26-46534-025	Inpatient Managed Care/HMO Medicare	242,488	14,160	184,146	238,205	210,505	-11.63%
26-46534-026	Inpatient Managed Care/HMO Medicaid	511,474	111,404	370,638	706,272	364,982	-48.32%
26-46534-034	Inpatient Managed Care/HMO Ancillaries	6,849	-	22,788	1,100	23,244	2013.09%
26-46534-094	Inpatient Managed Care/HMO Adolescent	23,562	20,103	20,103	4,000	20,000	400.00%
26-46534-096	Inpatient Managed Care/HMO Medicaid Adolescent	119,119	17,524	107,721	48,000	118,875	147.66%
26-46537-025	Contractual Adj Inpatient Medicare	(186,076)	(72,840)	(189,122)	(222,482)	(226,187)	1.67%
26-46537-026	Contractual Adj Inpatient Medicaid	(161,938)	(51,127)	(174,441)	(231,218)	(184,884)	-20.04%
26-46537-030	Contractual Adjustment	-	-	-	(230,996)	-	-100.00%
26-46537-031	Contractual Adj Inpatient Insurance	(196,714)	(108,265)	(414,600)	-	(432,766)	N/A
26-46537-032	Contractual Adj Inpatient Wood County	(410,553)	(193,694)	(416,080)	(378,520)	(364,425)	-3.72%
26-46537-033	Contractual Adj Inpatient Other County	(54,979)	(14,846)	(44,451)	(26,694)	(51,638)	93.44%
26-46537-034	Contractual Adj Managed Care/HMO	(300,567)	(142,587)	(334,930)	(353,672)	(345,827)	-2.22%
26-46537-092	Contractual Adj Inpatient Adol Wood County	(8,867)	-	-	(16,080)	-	-100.00%
99-46525-000	Public Charges-Medicare Deferred	325,025	-	-	-	-	N/A
99-46526-000	Public Charges-Medicaid Deferred	(195,769)	-	-	-	-	N/A
99-46530-000	Public Charges-Private Pay Deferred	(213,841)	-	-	-	-	N/A
99-46531-000	Public Charges-Insurance Deferred	(104,280)	-	-	-	-	N/A
99-46533-000	Public Charges-Other Co Deferred	(17,047)	-	-	-	-	N/A
99-46534-000	Public Charges-HMO/Med Deferred	(74,429)	-	-	-	-	N/A
99-46536-000	Public Charges-Other Deferred	12,396	-	-	-	-	N/A
99-46537-000	Contractual Adjustments Deferred	147,129	-	-	-	-	N/A
01-46530-560	CW Alternate Child Care Support Collections	96,158	28,795	73,364	190,000	80,000	-57.89%
01-46530-561	CW Alternate Care SSI/Soc Security Collections	90,767	36,639	82,027	-	86,000	N/A
01-46530-562	Kinship Care fees	75	75	75	-	150	N/A
01-46530-563	Prior Year Provider Refunds	12,784	-	-	-	-	N/A
05-46526-810	CST Medicaid	15,759	-	-	-	-	N/A
05-46530-420	Youth Aids Corrections Private Pay	3,155	1,160	2,964	-	-	N/A
05-46530-430	Youth Aids Alternate Care Child Support Collection	55,844	28,387	73,034	120,000	64,000	-46.67%
05-46530-440	Youth Aids Alternate Care SSI/Soc Sec Coll	35,680	20,500	43,474	-	39,000	N/A
05-46537-810-026	C/A CST Medicaid	(11,112)	-	-	-	-	N/A
05-46537-810-032	C/A CST County of Wood	(790)	-	-	-	-	N/A
10-46530-833	Daycare Certification/Recertification Fees	1,165	575	1,200	1,500	1,200	-20.00%
10-46530-900	Child Care Agency Collections #9006	127	155	155	-	155	N/A
13-46530-572	State Aid/County Match	88,420	7,373	16,000	101,200	17,000	-83.20%
13-46530-572-999	State Aid/County Match	10,495	4,735	11,500	11,600	11,500	-0.86%
13-46531-572	Transportation Jitney-Insurance	52,530	24,850	85,757	52,500	75,000	42.86%
20-46530-909	ESS MA Voluntary Refund	-	500	500	-	-	N/A
20-46530-961	ESS FS Agency Collections	389	2,340	2,340	-	-	N/A
20-46530-971	Title 19 Medicaid-CCS	2,246	583	583	-	-	N/A
20-46530-981	ESS MA Agency Collection	475	2,767	2,767	-	-	N/A
40-46526-550	B23 Case Management MA	192,970	126,362	317,796	220,000	317,058	44.12%
40-46530-550	B23 Cost Share	1,200	-	3,924	4,000	4,000	-
40-46530-551	State Aid-State/County Match	-	-	-	2,000	-	-100.00%
40-46531-550	B23 Case Management Ins	50,628	9,263	9,262	49,000	10,000	-79.59%
40-46536-561	B23 State Aid FFP	2,269	-	2,000	2,000	2,000	0.00%
40-46537-026	B23 C/A MA	(134,185)	(82,845)	(175,196)	(80,000)	(175,196)	119.00%
40-46537-030	B23 C/A Private Pay	(7)	-	-	(36,750)	-	-100.00%
40-46537-031	B23 C/A Ins	(29,938)	(4,631)	(4,631)	-	(4,631)	N/A

**WOOD CO 2014 AND 2015 BUDGET
REVENUES BY FUNDING SOURCE**

Account Number	10/15/2014 13:11 ACCOUNT TITLE	2013	6/30/2014	2014	2014	2015	Percent
		ACTUAL	ACTUAL	ESTIMATED	BUDGET	BUDGET	Increase (Decrease)
45-46526-577	FSP Case Management, MA	67,822	43,568	104,362	84,012	96,500	14.86%
45-46526-810	CST Case Management MA	-	28,247	60,512	5,000	30,256	505.12%
45-46537-026	FSP C/A Case Management MA	(55,600)	(57,613)	(78,272)	(69,429)	(72,441)	4.34%
45-46537-810-026	Case Management-CA/CST MA	-	(21,801)	(45,384)	-	(22,692)	N/A
50-46526-830	Client Fees-Other	22,888	15,289	31,324	24,912	31,000	24.44%
50-46526-833	CLTS CM-DD	148,782	60,742	130,504	156,591	147,504	-5.80%
50-46526-831	CLTS Purchased-Autism, DD	958	-	-	-	-	N/A
50-46526-834	CLTS Purchased-DD	4,884	1,525	5,600	-	-	N/A
50-46526-845	CLTS CM-PD	41,045	11,286	27,250	37,494	30,250	-19.32%
50-46526-846	CLTS Purchased-PD	4,006	-	-	-	-	N/A
50-46530-561	LTS Parental Fee, Private Pay	1,859	-	-	-	-	N/A
55-46526-561	Case Management-MA	345,787	170,741	410,806	-	410,806	N/A
55-46530-561	Case Management-Private Pay	-	-	-	309,000	-	-100.00%
55-46536-561	Case Management-FFP	7,597	-	8,000	15,000	8,000	-46.67%
55-46537-026	Case Management-CA/MA	(271,034)	(139,088)	(308,100)	(241,020)	(308,100)	27.83%
55-46537-030	C/A, CSP-Private Pay	2,038	-	-	-	-	N/A
60-46525-561	Outpatient Clinic MH-Medicare	224,142	24,719	195,175	149,350	195,175	30.68%
60-46526-561	CCS Public Charges-Cost Share	386,008	221,439	327,894	419,883	327,894	-21.91%
60-46531-561	Outpatient Clinic MH-Private Insurance	121,552	35,255	101,491	166,455	101,491	-39.03%
60-46536-561	Outpatient Clinic MH-FFP	16,926	-	17,000	20,000	17,000	-15.00%
60-46532-561	Outpatient Clinic MH-Private Pay	180,248	48,408	156,140	335,510	156,140	-53.46%
60-46537-000	C/A Outpatient Clinic MH Sliding Fee	(310,687)	(63,608)	-	-	-	N/A
60-46537-024	Contractual Adjustment	-	-	(140,877)	(168,939)	(140,876)	-16.61%
60-46537-025	C/A Outpatient Clinic MH Medicare	(46,660)	(10,214)	(39,035)	(30,536)	(39,035)	27.83%
60-46537-026	Case Management CA/MA	(189,010)	(110,619)	(213,131)	(247,048)	(213,131)	-13.73%
60-46537-030	C/A, PP & Ins	(37,326)	(17,340)	(17,340)	(25,525)	(17,340)	-32.07%
60-46537-031	C/A Outpatient Clinic MH Private Insurance	(12,190)	(2,292)	(10,149)	-	(10,149)	N/A
60-46537-032	C/A Mental Health OPC-County	(5,014)	(1,679)	(1,679)	-	-	N/A
65-46526-561	CCS Medicaid	651,734	235,812	795,334	715,000	1,308,486	83.01%
65-46532-561	CCS Public Charges-Cost Share	11,040	3,498	3,498	-	-	N/A
65-46537-026	C/A, CCS Medicaid	(271,292)	(95,278)	(195,421)	(283,207)	-	-100.00%
65-46537-032	C/A, CCS Private Pay	(20,118)	(3,498)	(3,498)	-	-	N/A
70-46526-561	Mobile Crisis MA	12,173	16,954	26,213	8,100	26,200	223.46%
70-46530-312	Legal Fees for Service	1,893	549	1,000	3,000	2,000	-33.33%
70-46530-561	CA Private Pay-Day TX	16,533	18,529	55,702	16,000	55,700	248.13%
70-46536-561	CA Private Pay-Day TX	(3,836)	-	5,000	2,000	5,000	150.00%
70-46537-026	Mobile Crisis C/A MA	(7,350)	(9,570)	(17,038)	(3,564)	(17,030)	377.83%
70-46537-030	Mobile Crisis C/A Private Pay	(16,383)	(17,509)	(36,452)	(16,000)	(36,452)	127.83%
75-46330-000	Ho Chunk AODA/MH Grant	-	-	27,500	27,500	27,500	0.00%
75-46526-561	Client Fees-CRS, MA	574,850	92,561	557,546	376,370	557,000	47.99%
75-46537-026	C/A-CRS	(239,371)	(31,924)	(244,763)	(165,603)	(244,000)	47.34%
80-46526-561	Outpatient Clinic-AODA Medicaid	184,531	86,817	196,544	225,000	196,544	-12.65%
80-46530-000	Charges of Services-OWI Assessments	88,670	46,415	104,110	115,000	110,000	-4.35%
80-46530-561	Outpatient Clinic-AODA Private Pay	105,285	43,575	83,258	123,000	83,260	-32.31%
80-46531-561	Outpatient Clinic-AODA Private Insurance	64,230	11,580	49,955	65,000	49,960	-23.14%
80-46536-561	OPC-AODA FFP	7,965	-	6,500	5,000	6,500	30.00%
80-46537-026	Contractual Adjustment-Medicaid	(59,005)	(44,216)	(93,804)	(117,000)	(93,804)	-19.83%
80-46537-030	C/A AODA OPC-Private Pay	(15,907)	(15,623)	(62,444)	(61,500)	(62,444)	1.53%
80-46537-031	C/A Outpatient Clinic-AODA Private Insurance	(6,423)	(1,158)	(4,996)	(9,750)	(4,996)	-48.76%
85-46526-561	Outpatient Clinic Title 19-Medicaid	93,800	28,472	58,896	115,000	58,896	-48.79%
85-46530-000	Charges for Services-OWI Surcharge	66,570	26,059	60,370	90,000	60,370	-32.92%
85-46530-561	Outpatient Clinic-Day Tx Private Pay	112,400	27,728	71,984	100,000	71,985	-28.02%
85-46531-561	Outpatient Clinic-Day Tx Private Insurance	52,000	15,200	32,715	41,000	32,715	-20.21%
85-46536-561	OPC Day Tx FFP	2,733	-	3,000	5,000	3,000	-40.00%
85-46537-026	C/A Outpatient Clinic-Medicaid	(62,230)	(20,388)	(38,282)	(80,500)	(38,282)	-52.44%
85-46537-030	C/A Outpatient Clinic Private Pay	(21,991)	(8,534)	(50,339)	(70,000)	(50,339)	-28.09%
85-46537-031	C/A Outpatient Clinic-Insurance	(5,200)	(1,520)	(3,271)	(6,150)	(3,271)	-46.81%
90-46530-561	AODA-CBRF Private Pay	214,211	76,965	201,180	182,044	201,180	10.51%
90-46537-030	AODA-CBRF C/A Private Pay	(9,131)	(26,926)	(91,792)	(36,994)	(91,792)	148.13%
90-46537-032	C/A CBRF-County	(164,796)	(31,302)	(89,270)	(108,000)	(89,270)	-17.34%
99-46525-000	Public Charges-Medicare Deferred	18,579	-	-	-	-	N/A
99-46526-000	Public Charges-Medicaid Deferred	67,291	-	-	-	-	N/A
99-46530-000	Public Charges-Private Deferred	(142,455)	-	-	-	-	N/A
99-46531-000	Public Charges-Ins Deferred	24,341	-	-	-	-	N/A
99-46532-561	Past Due Accounts - Collection Agency	13,056	21,074	17,788	30,000	25,000	-16.67%
99-46533-000	Public Charges-Other Def	54,477	-	-	-	-	N/A
99-46532-000	Public Charges Co Resp Def	(19,355)	-	-	-	-	N/A
99-46537-000	Public Charges-CA Deferred	8,497	-	-	-	-	N/A
	TOTAL PUBLIC CHARGES	7,932,648	2,571,542	8,420,229	9,333,379	10,076,058	7.96%
	INTERGOVERNMENTAL CHARGES						
50-47440-100	Congregate Meals	260,356	101,853	260,753	253,500	258,570	2.00%
90-47460-000	Intergovernmental Charges-Drug Court	-	-	5,000	5,000	5,000	0.00%
95-47460-900	Intergovernmental Charges-Drug Court	40,000	10,000	37,000	35,000	35,000	0.00%
	TOTAL INTERGOVERNMENT CHARGES	300,356	111,853	302,753	293,500	298,570	1.73%

**WOOD CO 2014 AND 2015 BUDGET
REVENUES BY FUNDING SOURCE**

10/15/2014 13:11		2013	6/30/2014	2014	2014	2015	Percent
Account Number	ACCOUNT TITLE	ACTUAL	ACTUAL	ESTIMATED	BUDGET	BUDGET	Increase (Decrease)
MISCELLANEOUS							
55-48200-561	Rent Sublease Revenue	21,612	-	-	-	-	N/A
45-48960-550	FSP Public Charges-Parental Fee	(318)	-	5,580	5,000	-	-100.00%
30-48500-000	Community Foundation Grant FSET 50/50	10,622	3,569	9,600	15,000	11,000	-26.67%
50-48860-000	Dietary-Revenue from Meals	16,972	5,177	16,400	16,400	16,900	3.05%
50-48880-000	Dietary Revenue from Vending	2,747	811	2,600	2,600	2,700	3.85%
50-48940-000	Dietary Revenue from Canteen	283	109	250	250	250	0.00%
65-48830-000	Recovery of PYBD & Contra Adjs	33,964	30,316	41,000	30,000	38,000	26.67%
65-48980-000	Miscellaneous Other Revenue	58,908	930	1,100	-	1,100	N/A
65-48990-000	Other Operating Revenue	-	654	654	-	-	N/A
65-48991-000	Copier Revenue	2,854	943	800	2,300	800	-65.22%
99-48200-000	Cornerstone Sublease	-	(2,790)	(6,310)	18,000	(6,400)	-135.56%
99-48200-561	Sublease Revenue	-	13,604	35,672	-	35,172	N/A
99-48500-100	Community Foundation Grant	1,389	-	2,000	2,000	2,000	0.00%
99-48501-561	Donations-Human Services	-	275	668	-	-	N/A
99-48900-561	Pubic Charges Human Services	5,563	1,431	3,935	5,000	5,000	0.00%
99-48901-561	Miscellaneous/Other Revenue	2,697	22,088	22,088	3,500	3,500	0.00%
48970-000	Tenant Rents	-	-	45,617	-	17,414	N/A
	TOTAL MISCELLANEOUS	157,293	77,117	181,654	100,050	127,436	27.37%
OTHER FINANCING SOURCES							
99-49210-000	Transfer from General Fund	112,039	-	-	-	-	N/A
13-49220-000	Transfer from Special Revenue Fund	167,693	-	-	-	-	N/A
65-49210-000	Transfer from General Fund	33,500	-	-	-	-	N/A
	TOTAL OTHER FINANCING SOURCES	313,232	-	-	-	-	N/A
	TOTAL HUMAN SERVICES	16,954,331	7,575,492.51	17,109,820	17,968,469	21,218,368	18.09%
ADRC (220)							
MISCELLANEOUS							
08-48113-000	Unrealized Gain/Loss-Alzheimers	3,654	-	-	-	-	N/A
16-48101-000	Interest-Aging Endowment	55	-	-	-	-	N/A
	TOTAL MISCELLANEOUS	3,708	-	-	-	-	N/A
	TOTAL AGING	3,708	-	-	-	-	N/A
CHILD SUPPORT (230)							
INTERGOVERNMENTAL							
43568	State Aid-Child Support	777,913	218,002	871,131	870,542	897,191	3.06%
PUBLIC CHARGES FOR SERVICES							
46621	Public Chgs-Child Support Genetic Tests	5,532	2,957	5,700	5,500	5,700	3.64%
46622	Public Chgs-Child Support Application Fees	175	35	140	200	140	-30.00%
46623	Public Charges-Child Support Filing Fees	1,059	129	200	200	200	0.00%
46624	Public Chgs-Child Support Service Fees	12,785	8,452	13,000	14,000	13,000	-7.14%
46625	Public Charges-Extradition	1,485	754	1,500	900	1,500	66.67%
	TOTAL PUBLIC CHARGES	21,036	12,328	20,540	20,800	20,540	-1.25%
OTHER FINANCING SOURCES							
49210	Transfer from General Funds	7,784	-	-	-	-	N/A
	TOTAL CHILD SUPPORT	806,733	230,329	891,671	891,342	917,731	2.96%
FORESTRY ROADS (241)							
INTERGOVERNMENTAL							
43690	State Aid-Forestry Roads	3,262	3,267	3,500	3,262	3,498	7.23%
	TOTAL FORESTRY ROADS	3,262	3,267	3,500	3,262	3,498	7.23%
WILDLIFE HABITAT (242)							
INTERGOVERNMENTAL							
43581	State Aid-Forestry	1,856	1,785	1,785	1,856	1,884	1.51%
	TOTAL WILDLIFE HABITAT	1,856	1,785	1,785	1,856	1,884	1.51%
COUNTY FORESTS STATE AID (243)							
MISCELLANEOUS							
43581	State Grants Forestry	(4,000)	4,941	4,941	-	-	N/A
46813	County Forest Revenue	9,229	-	-	-	-	N/A
48300	County Forest Land	123,940	64,000	68,941	-	-	N/A
	TOTAL COUNTY FORESTS STATE AID	129,169	68,941	73,882	-	-	N/A
PARKS STATE AID (244)							
INTERGOVERNMENTAL							
03-43572	State Aid-ATV	6,715	-	6,715	6,715	6,715	0.00%
02-43574	State Aid-Snowmobile Maintenance	93,980	19,668	257,093	176,350	352,725	100.01%
	TOTAL INTERGOVERNMENTAL	100,695	19,668	263,808	183,065	359,440	96.35%
MISCELLANEOUS							
03-48503	Donated Services-ATV Club	5,339	-	4,462	6,000	6,000	0.00%

**WOOD CO 2014 AND 2015 BUDGET
REVENUES BY FUNDING SOURCE**

Account Number	10/15/2014 13:11 ACCOUNT TITLE	2013 ACTUAL	6/30/2014 ACTUAL	2014 ESTIMATED	2014 BUDGET	2015 BUDGET	Percent Increase (Decrease)
OTHER FINANCING SOURCES							
03-49220	Transfer from Special Revenue	-	-	-	2,000	-	-100.00%
	TOTAL PARKS STATE AID	106,034	19,668	268,270	191,065	365,440	91.26%
PARKS CAPITAL PROJECTS (245)							
INTERGOVERNMENTAL							
07-43576	Parks & Forestry Capital Proj State Aid	2,165		107,165	202,165	127,165	-37.10%
MISCELLANEOUS							
07-48300	Proceeds from Sales of Assets	35,805	3,325	3,325	-	-	N/A
07-48500	Parks & Forestry Capital Proj Donations/Contrib	2,165	-	2,165	2,165	2,165	0.00%
	TOTAL MISCELLANEOUS	37,970	3,325	5,490	2,165	2,165	0.00%
OTHER FINANCING SOURCES							
01-49220	Transfer from General Fund	93,680	-	-	-	-	N/A
	TOTAL PARKS CAPTIAL PROJECTS	133,815	3,325	112,655	204,330	129,330	-36.71%
LAND RECORD (261)							
INTERGOVERNMENTAL							
02-43516	State Aid-Modernization Grants	300	1,000	1,000	1,000	51,000	5000.00%
	TOTAL INTERGOVERNMENTAL	300	1,000	1,000	1,000	51,000	5000.00%
PUBLIC CHARGES FOR SERVICES							
02-46135	Public Charges-Land Record Fees	97,656	30,112	96,000	96,000	96,000	0.00%
02-46195	Public Charges-Map & Data Sales	-	35	80	100	100	0.00%
	PUBLIC CHARGES	97,656	30,147	96,080	96,100	96,100	0.00%
	TOTAL LAND RECORD	97,956	31,147	97,080	97,100	147,100	51.49%
PRIVATE SEWAGE (262)							
INTERGOVERNMENTAL							
03-43549	State Grant - Private Sewage	63,824	-	50,000	50,000	50,000	0.00%
LICENSES & PERMITS							
03-44300	Sanitary Permit Fees	55,340	17,950	32,500	45,000	37,500	-16.67%
03-44412	Wisconsin Fund Application Fees	2,430		2,150	3,000	2,250	-25.00%
03-44415	Private Onsite Waste Treatment System	91,520	1,140	80,000	80,000	80,000	0.00%
03-44435	Water Meter Revenues	2,870	230	230	1,000	230	-77.00%
	TOTAL LICENSES & PERMITS	152,160	19,320	114,880	129,000	119,980	-6.99%
FINES & FORFEITURES							
03-45191	Private Sewage Fines	50,767	25,696	27,000	15,000	9,000	-40.00%
PUBLIC CHARGES							
03-46826	Public Charges Private Sewage-Plan Reviews	3,540	900	3,000	2,000	3,000	50.00%
MISCELLANEOUS							
03-48900	Private Sewage Miscellaneous Revenue	1,012	1	-	-	-	N/A
	TOTAL PRIVATE SEWAGE	271,303	45,917	194,880	196,000	181,980	-7.15%
DATCP GRANTS (264)							
INTERGOVERNMENTAL							
43586-480	State Aid-DATCP	191,255	18,595	272,571	210,227	203,502	-3.20%
49220-000	Transfer from Special Revenue	2,001		5,488	5,851	3,331	-43.07%
	TOTAL DATCP GRANTS	193,257	18,595	278,059	216,078	206,833	-4.28%
NONMETALLIC MINING (265)							
FINES & FORFEITURES							
45110	Fines & Forfeitures Nonmetallic Mining	1,902	-	-	-	-	N/A
PUBLIC CHARGES FOR SERVICES							
46825	Non-Metallic Mining Fees	22,555	19,790	20,190	21,695	20,690	-4.63%
	TOTAL NONMETALLIC MINING	24,457	19,790	20,190	21,695	20,690	-4.63%
TRANSPORTATION & ECON DEVELOPMENT (267)							
INTERGOVERNMENTAL							
03-43581	State Aid-Housing	-	-	-	-	106,000	N/A
03-43700	Local Government Match	-	-	-	-	106,000	N/A
	TOTAL INTERGOVERNMENTAL	-	-	-	-	212,000	N/A

**WOOD CO 2014 AND 2015 BUDGET
REVENUES BY FUNDING SOURCE**

Account Number	10/15/2014 13:11 ACCOUNT TITLE	2013 ACTUAL	6/30/2014 ACTUAL	2014 ESTIMATED	2014 BUDGET	2015 BUDGET	Percent Increase (Decrease)
INTERGOVERNMENTAL CHARGES							
01-47330	Revenue from Charges-Twns/Ctes/Vlges	491	-	-	-	-	N/A
MISCELLANEOUS							
04-48900	CDBG Loan Repayment	1,305	8,596	9,250	1,305	1,305	0.00%
	TOTAL TRANSP & ECON DEVELOPMENT	1,796	8,596	9,250	1,305	213,305	16245.21%
HO CHUNK DONATIONS (280)							
MISCELLANEOUS							
04-48500	Donations-Ho Chunk Nation	91,720	91,720	91,720	91,720	91,720	0.00%
SALES TAX (290)							
TAXES							
01-41221	County Sales Tax	5,047,888	2,000,808	5,267,886	5,027,353	5,520,565	9.81%
	TOTAL SPECIAL REVENUE	23,867,283	10,119,380	24,420,648	24,911,575	29,018,444	16.49%
DEBT SERVICE (301)							
49240	Highway Construction	-	-	307,398	-	-	N/A
CAPITAL PROJECTS(404)							
MISCELLANEOUS							
40-48440-000	BIA Contribution	-	-	-	-	320,000	N/A
OTHER FINANCING SOURCES							
48500	Proceeds from Debt-Radio Towers	-	-	860,000	-	-	N/A
40-49210-000	Proceeds from borrowing	377,892	-	4,786,500	-	-	N/A
	TOTAL OTHER FINANCING SOURCES	377,892	-	5,646,500	-	-	N/A
	TOTAL CAPITAL PROJECTS	377,892	-	5,646,500	-	320,000	N/A
	TOTAL GOVERNMENTAL	43,536,679.42	13,825,641	49,543,000	41,304,608	48,232,443	16.77%
PROPRIETARY FUND TYPES							
ENTERPRISE FUNDS							
EDGEWATER (601)							
PUBLIC CHARGES FOR SERVICES							
01-46520-003	Private Pay-Skilled Care	977,808	493,518	1,183,212	1,142,450	1,213,625	6.23%
01-46520-009	Private Pay-Ancillary Billing	6,457	9,375	22,284	12,856	21,500	67.24%
07-46520-011	Private Pay-Physical Therapy	-	-	-	17,000	-	-100.00%
06-46520-013	Private Pay-Occupational Therapy	68,167	16,840	38,523	17,000	38,000	123.53%
09-46521-016	Other Pay-Level I Screening	5,220	5,580	7,500	2,500	5,000	100.00%
08-46521-017	Other Pay-Recreational Activities	550	200	800	800	800	0.00%
01-46525-003	Medicare-Skilled Care	1,156,750	529,720	1,217,490	1,413,280	1,414,083	0.06%
01-46525-009	Medicare-Ancillary Billing	1,458,869	728,634	1,676,357	955,500	1,567,613	64.06%
07-46525-011	Medicare-Physical Therapy	-	-	-	64,000	-	-100.00%
06-46525-013	Medicare-Occupational Therapy	120,248	71,880	171,703	64,000	175,000	173.44%
01-46525-016	Contractual Adjustment-Medicare	(519,228)	(281,533)	(662,669)	(10,500)	(10,500)	0.00%
01-46526-003	Medicaid-Skilled Care	3,492,658	1,556,675	3,699,200	4,202,975	4,288,750	2.04%
01-46590-000	Nursing Bad Debt Expense	(11,250)	(5,000)	(12,000)	(12,000)	(12,000)	0.00%
01-46526-009	Medicaid-Ancillary Billing	2,844	385	769	15,500	800	-94.84%
06-46526-013	Medicaid-Occupational Therapy	7,747	20,199	42,147	16,000	42,000	162.50%
01-46526-016	Contractual Adjustment-Medicaid	(1,306,738)	(575,991)	(1,369,907)	(1,760,242)	(2,367,390)	34.49%
01-46527-003	SNF Veterans	-	-	-	-	62,076	N/A
01-46901-000	Contractual Adjustment-Other	-	1,408	1,408	-	-	N/A
	TOTAL PUBLIC CHARGES	5,460,102	2,571,890	6,016,817	6,141,119	6,439,357	4.86%
INTERGOVERNMENT CHGS FOR SERVICES							
01-47250-000	Intergovernmental Transfer Program Revenue	540,262	126,450	506,940	506,940	512,742	1.14%
MISCELLANEOUS							
10-48100-000	Interest Income	1,227	25	199	1,500	500	-66.67%
06-48301-000	Occupational Therapy Miscellaneous Revenue	226	119	188	300	250	-16.67%
11-48540-000	Donations	875	(100)	-	-	-	N/A
03-48910-000	Cafeteria Revenue	1,704	965	1,888	2,000	2,000	0.00%
03-48920-000	Vending Machine Revenue	8,308	2,747	5,854	5,500	7,081	28.75%
01-48990-000	Other Operating Income	3,451	1,067	2,318	1,500	2,800	86.67%
10-48300-000	Gain/Loss on Disposal of Capital Assets	(83,689)	-	-	-	-	N/A
05-48500-000	Capital Contributions	1,436,384	699,620	-	-	-	N/A
	TOTAL MISCELLANEOUS	1,368,486	704,442	10,447	10,800	12,631	16.95%
OTHER FINANCING SOURCES							
10-49210-000	Transfer from General Fund	746,195	-	-	-	-	N/A
	TOTAL EDGEWATER	8,115,045	3,402,782	6,534,204	6,658,859	6,964,730	4.59%

**WOOD CO 2014 AND 2015 BUDGET
REVENUES BY FUNDING SOURCE**

Account Number	10/15/2014 13:11 ACCOUNT TITLE	2013 ACTUAL	6/30/2014 ACTUAL	2014 ESTIMATED	2014 BUDGET	2015 BUDGET	Percent Increase (Decrease)
HIGHWAY (604)(16)							
PUBLIC CHARGES-FRAC SAND							
80-46310-011	CTHEE-STH10-Completion	8,561	-	-	-	-	N/A
80-46310-012	STH13-CTHH-Completion	-	(2,204)	-	-	-	N/A
80-46310-031	Bluff Dr-CTHN-Completion	1,598	-	-	-	-	N/A
80-46310-032	MacArther Dr-USH10-Completion	591	-	-	-	-	N/A
80-46310-091	CTH E, CTH N to USH 10 Completion	8,743	-	-	-	-	N/A
80-46310-092	CTH E,Grant Road to CTH N (I)-Completion	2,124	-	-	-	-	N/A
80-46310-101	CTHA- Stadt Rd-Completion	31,987	-	-	-	-	N/A
80-46310-191	CTHB-STH13-Completion	1,278	-	-	-	-	N/A
80-46310-271	STH73-Sparks Rd-Completion	6,525	-	-	-	-	N/A
81-46310-012	STH13 - CTH H RTE C Panther Creek	7	-	-	-	-	N/A
81-46310-141	STH13 - CTH H RTE A Panther Creek	(28,373)	2,204	-	-	-	N/A
81-46310-142	CTH H,W.Cty Line-Lincoln Av RTE A Panther Creek	13,183	-	-	-	-	N/A
81-46310-143	CTH H,W.Cty Line-Lincoln Av RTE B Panther Creek	63,631	1,472	10,070	-	-	N/A
82-46310-141	Carbo Ceramics-CTH H W CTY Line-Lincoln Ave	149,475	-	-	-	-	N/A
	PUBLIC CHARGES FOR SVCS	259,329	1,472	10,070	-	-	N/A
INTERGOVERNMENTAL CHARGES							
20-47231-201	State Revenue-Radio/CDL	40,399	37,679	37,680	4,082	4,082	0.00%
20-47231-202	State Revenue-Chloride Storage	7,349	847	845	-	-	N/A
20-47231-203	State Revenue-Machinery Storage	37,680	31,556	31,556	45,000	45,000	0.00%
20-47232	Machinery Revenue	2,060,586	940,483	2,060,585	1,360,500	1,360,499	0.00%
20-47232-100	Machinery Revenue-Bituminous Operations	-	-	-	365,000	365,000	0.00%
70-47230	Local Charges from State Revenue	1,113,795	754,851	1,113,795	1,334,449	1,283,545	-3.81%
70-47300-000	Local Revenue For Charges	150,526	289,700	150,525	-	-	N/A
70-47330	Revenue from Charges-Twns/Ctes/Vlges	648,114	-	648,115	1,183,733	616,313	-47.93%
20-47430	Fuel Charges to Other Departments	-	-	-	-	-	N/A
20-47430-000	Fuel Charges to Other Departments	26,068	11,109	26,070	12,500	12,500	0.00%
20-47430-001	Fuel Charges to Other Departments	-	-	26,185	-	26,185	N/A
20-47470-000	Bituminous Local Dept Charges	-	-	403,000	-	283,614	N/A
20-47470-000	Depart Charges - Bituminous Revenue	297,627	16,659	-	1,744,868	-	-100.00%
	TOTAL INTERGOVERNMENTAL CHARGES	4,382,145	2,082,883	4,498,356	6,050,132	3,996,738	-33.94%
MISCELLANEOUS							
20-48200	Rental Revenue	300	-	300	-	-	N/A
20-48310-000	Gain/Loss on Sale of Fixed Assets	(13,132)	-	-	1	-	-100.00%
20-48340	Sale of Salvage and Waste	-	4,573	5,000	7,500	7,500	0.00%
20-48440-000	Insurance Recoveries-Machinery & Equipment	1,151	-	320,000	-	-	N/A
70-48900-000	Miscellaneous Highway Revenue	3,578	470	3,575	-	-	N/A
	TOTAL MISCELLANEOUS	(8,104)	5,043	328,875	7,501	7,500	-0.01%
	TOTAL HIGHWAY	4,633,370	2,089,399	4,837,301	6,057,633	4,004,238	-33.90%
	TOTAL ENTERPRISE FUNDS	12,748,415	5,492,181	11,371,505	12,716,492	10,968,968	-13.74%
INTERNAL SERVICE FUNDS							
HEALTH FUND (702)(17)							
PUBLIC CHARGES FOR SERVICES							
01-46196	Health Fund-Participant Contributions	1,112,669	593,787	1,187,574	1,201,790	1,219,930	1.51%
INTERGOVERNMENT CHGS FOR SERVICES							
01-47410	Health Fund Departmental Charges	7,828,555	4,122,769	8,245,538	8,231,720	8,375,040	1.74%
MISCELLANEOUS							
01-48113	Unrealized Gain/Loss on Investment	(87,308)	158,005	158,005	-	-	N/A
01-48114	Investment Income	51,670	19,401	40,000	50,000	50,000	0.00%
01-48116	Interest-Health Fund	1,111	554	1,100	1,300	1,300	0.00%
01-48440	Health Fund-Stop Loss Reimbursement	929,790	54,607	550,000	847,000	400,000	-52.77%
	TOTAL MISCELLANEOUS	895,262	232,567	749,105	898,300	451,300	-49.76%
TRANSFERS							
05-49270	Transfer from Internal Service	111,558	-	125,479	127,679	246,836	93.33%
	TOTAL HEALTH FUND	9,948,044	4,949,123	10,307,696	10,459,489	10,293,106	-1.59%
MAINTENANCE (703)(19)							
INTERGOVERNMENT CHGS FOR SERVICES							
04-47410	Local Department Charges Joint Use Rent	8,000	4,000	8,000	8,000	8,000	0.00%
01-47430	Local Department Charges-Bldg Rent	921,274	463,112	926,224	926,224	926,224	0.00%
03-47432	Local Department Charges-Rent Unified	137,124	68,562	137,124	137,124	137,124	0.00%
05-47435	Local Dept Charges-Sheriff Rent	16,000	8,000	16,000	16,000	16,000	0.00%
06-47436	Local Department Charges-CBRF Rent	30,000	15,000	30,000	30,000	30,000	0.00%
	TOTAL INTERGOVERNMENTAL CHARGES	1,112,398	558,674	1,117,348	1,117,348	1,117,348	0.00%

**WOOD CO 2014 AND 2015 BUDGET
REVENUES BY FUNDING SOURCE**

10/15/2014 13:11		2013	6/30/2014	2014	2014	2015	Percent
Account Number	ACCOUNT TITLE	ACTUAL	ACTUAL	ESTIMATED	BUDGET	BUDGET	Increase (Decrease)
MISCELLANEOUS							
01-48000	Miscellaneous Revenue-Maintenance	15,211	-	-	-	-	N/A
01-48110	Building Maintenance Interest on LT Debt	10,711	2,825	8,106	8,106	5,401	-33.37%
06-48201	CBRF Rental Revenues	50,580	25,230	50,400	50,400	50,400	0.00%
01-49110	Proceeds from Long-Term Debt	-	-	70,876	70,876	70,561	-0.44%
01-48910	Vending Machine Revenue	822	658	1,000	800	1,000	25.00%
	TOTAL MISCELLANEOUS	78,666	28,713	130,382	130,182	127,362	-2.17%
	TOTAL MAINTENANCE	1,191,065	587,387	1,247,730	1,247,530	1,244,710	-0.23%
WORKERS COMPENSATION (701)(23)							
INTERGOVERNMENT CHGS FOR SERVICES							
47413	Local Department Charges-Workers Comp	453,670	240,149	495,000	495,000	500,000	1.01%
49300	Transfer from Wkrs Comp Fund Balance	2,459	-	-	-	-	N/A
	TOTAL WORKERS COMPENSATION	456,129	240,149	495,000	495,000	500,000	1.01%
OPEB (704)(14)							
INTERGOVERNMENT CHGS FOR SERVICES							
47413	Interdepartmental Charges OPEB	497,839	254,265	-	-	-	N/A
	TOTAL OPEB	497,839	254,265	-	-	-	N/A
PC REPLACEMENT FUND (705)(27)							
INTERGOVERNMENT CHGS FOR SERVICES							
47415	PC Replacement Fund Department Charges	109,530	112,950	112,950	113,310	123,635	9.11%
49210	Transfer from General Fund	250,000	-	-	-	-	N/A
	TOTAL PC REPLACEMENT	359,530	112,950	112,950	113,310	123,635	9.11%
	TOTAL INTERNAL SERVICE FUNDS	12,452,606	6,143,874	12,163,376	12,315,329	12,161,451	-1.25%
	TOTAL PROPRIETARY FUND TYPES	25,201,021	11,636,055	23,534,881	25,031,821	23,130,419	-7.60%
TRUST & AGENCY FUNDS							
SHERIFF TRUST (811)							
43521	Sheriff Trust-State Aid	1,610	-	-	-	-	N/A
48100	Sheriff Trust-Interest	189	-	-	-	-	N/A
48320	Sheriff Trust-Property Sales	294	-	-	-	-	N/A
48525	Sheriff Trust-Donations	20,148	-	-	-	-	N/A
48900	Sheriff Trust Misc Revenues	21,237	-	-	-	-	N/A
	TOTAL SHERIFF TRUST	43,477	-	-	-	-	N/A
LAND CONSERVATION TRUST (819)							
PUBLIC CHARGES FOR SERVICES							
46825	Land Conservation Trust-Tree Sales	22,713	16,725	22,500	27,900	27,900	0.00%
	TOTAL PUBLIC CHARGES	22,713	16,725	22,500	27,900	27,900	0.00%
MISCELLANEOUS							
48100	Land Conservation Trust-Interest	-	-	-	10	-	-100.00%
	TOTAL LAND CONSERVATION TRUST	22,713	16,725	22,500	27,910	27,900	-0.04%
	TOTAL TRUST & AGENCY	66,190	16,725	22,500	27,910	27,900	-0.04%
	TOTAL REVENUES	68,803,890.84	25,478,420	73,100,381	66,364,339	71,390,762	7.57%
PROPERTY TAXES							
101-9902-41110-000-0	General Fund	10,136,354	4,801,917	9,363,694	9,562,370	11,186,752	16.99%
-	Highway Governmental	-	-	2,865,313	-	1,346,377	N/A
211-2065-41110-000-0	Norwood	2,128,288	905,781	-	1,811,561	-	-100.00%
211-4099-41110-000-0	Community	6,260,934	3,149,723	-	6,299,448	-	-100.00%
220-9902-41110-000-0	Aging	198,278	99,139	198,278	198,278	198,278	0.00%
230-9902-41110-000-0	Child Support	42,093	18,570	25,282	37,140	37,137	-0.01%
211-2065-41110-000-0	Norwood	-	-	1,880,433	-	1,812,511	N/A
211-4099-41110-000-0	Human Services Community	-	-	6,243,946	-	6,360,717	N/A
244-9902-41110-000-0	Parks State Aid	-	9,984	19,668	19,968	10,000	-49.92%
267-9902-41110-000-0	Transp & Econ Dev	55,208	58,569	117,139	117,139	123,139	5.12%
301-9902-41110-000-0	Debt Service	217,801	227,400	454,800	454,800	970,700	113.43%
601-9902-41110-000-0	Edgewater	338,415	299,271	957,176	718,251	749,957	4.41%
604-9902-41110-000-0	Highway	2,684,483	1,414,296	(36,721)	2,828,592	-	-100.00%
	TOTAL PROPERTY TAXES	22,061,854	10,984,651	22,089,008	22,047,547	22,795,568	3.39%
	TOTAL SOURCES	90,865,745	36,463,071	95,189,389	88,411,886	94,186,330	6.53%

**WOOD COUNTY-2014 and 2015 BUDGETED
EXPENDITURES BY DEPARTMENT-FUNCTION DETAIL**

Account Number	10/15/2014 13:11 ACCOUNT TITLE	2013			6/30/14			2014			2014			Percent Increase (Decrease)	2015		
		ACTUAL OPERATING	CAPITAL OUTLAY	ACTUAL TOTAL	ACTUAL OPERATING	CAPITAL OUTLAY	ACTUAL TOTAL	ESTIMATED OPERATING	CAPITAL OUTLAY	ESTIMATED TOTAL	BUDGET OPERATING	CAPITAL OUTLAY	BUDGET TOTAL		BUDGET OPERATING	CAPITAL OUTLAY	BUDGET TOTAL
GENERAL FUND																	
GENERAL GOVERNMENT																	
GENERAL COUNTY																	
51590	Contingency	-	-	-	-	-	-	-	-	-	438,645	-	438,645	2.59	450,000	-	450,000
CLERK OF COURTS																	
51221	Clerk of Courts	1,159,395	-	1,159,395	531,095	-	531,095	1,187,983	-	1,187,983	1,238,646	-	1,238,646	0.93	1,250,110	-	1,250,110
51217	Divorce Mediation	15,075	-	15,075	5,413	-	5,413	15,000	-	15,000	20,000	-	20,000	-	20,000	-	20,000
51220	Family Court Commissioner	93,803	-	93,803	43,979	-	43,979	98,000	-	98,000	98,000	-	98,000	-	100,940	-	100,940
	TOTAL CLERK OF COURTS	1,268,273	-	1,268,273	580,487	-	580,487	1,300,983	-	1,300,983	1,356,646	-	1,356,646	1.06	1,371,050	-	1,371,050
CIRCUIT COURT BRANCH I																	
51212	Circuit Court Branch I	278,007	-	278,007	149,280	-	149,280	302,730	-	302,730	343,085	-	343,085	2.28	350,901	-	350,901
CIRCUIT COURT BRANCH II																	
51213	Circuit Court Branch II	124,759	-	124,759	62,706	-	62,706	121,198	-	121,198	132,859	-	132,859	(6.21)	124,611	-	124,611
CIRCUIT COURT BRANCH III																	
51214	Circuit Court Branch III	107,921	-	107,921	52,807	-	52,807	108,331	-	108,331	111,685	-	111,685	3.08	115,126	-	115,126
51215	Drug Court	159,358	-	159,358	86,809	-	86,809	203,786	-	203,786	222,890	-	222,890	-	224,316	-	224,316
	TOTAL CIRCUIT COURT BRANCH III	267,278	-	267,278	139,617	-	139,617	312,117	-	312,117	334,575	-	334,575	1.45	339,442	-	339,442
SYSTEMS																	
51450	Data Processing	1,743,437	-	1,743,437	798,509	-	798,509	1,195,764	577,500	1,773,264	1,198,119	647,500	1,845,619	1.86	1,226,856	653,000	1,879,856
51451	Voice-Over IP	121,592	-	121,592	56,690	-	56,690	121,000	23,500	144,500	121,000	23,500	144,500	(10.03)	130,000	-	130,000
	TOTAL SYSTEMS	1,865,029	-	1,865,029	855,198	-	855,198	1,316,764	601,000	1,917,764	1,319,119	671,000	1,990,119	0.99	1,356,856	653,000	2,009,856
FINANCE																	
51510	Finance	230,936	-	230,936	141,852	-	141,852	242,955	-	242,955	248,433	-	248,433	(0.19)	247,949	-	247,949
TREASURER																	
51520	Treas,Tax Lister, Deeding	393,151	-	393,151	199,364	-	199,364	399,224	-	399,224	424,596	-	424,596	1.89	432,615	-	432,615
DISTRICT ATTORNEY																	
51310	District Attorney	249,823	-	249,823	122,508	-	122,508	263,362	-	263,362	262,962	-	262,962	1.84	267,790	-	267,790
51315	Victim Witness	127,943	-	127,943	64,064	-	64,064	132,768	-	132,768	133,154	-	133,154	3.32	137,577	-	137,577
51316	Task Force	1,147	-	1,147	356	-	356	750	-	750	950	-	950	-	1,020	-	1,020
	TOTAL DISTRICT ATTORNEY	378,912	-	378,912	186,928	-	186,928	396,880	-	396,880	397,066	-	397,066	2.35	406,387	-	406,387
CORPORATION COUNSEL																	
51320	Corporation Counsel	199,271	-	199,271	96,638	-	96,638	204,875	-	204,875	209,673	-	209,673	1.19	212,172	-	212,172
REGISTER OF DEEDS																	
51710	Register of Deeds	384,088	-	384,088	195,793	-	195,793	381,856	-	381,856	385,451	-	385,451	(0.00)	385,450	-	385,450
51711	Reg of Deeds-Reduction	3,635	-	3,635	17,815	-	17,815	23,732	-	23,732	24,384	-	24,384	69.82	41,409	-	41,409
	TOTAL REGISTER OF DEEDS	387,723	-	387,723	213,608	-	213,608	405,588	-	405,588	409,835	-	409,835	4.15	426,859	-	426,859
COUNTY CLERK																	
51120	Committees & Commiss	145,333	-	145,333	82,503	-	82,503	161,810	-	161,810	161,242	-	161,242	(1.16)	159,375	-	159,375
51420	County Clerk	282,861	-	282,861	143,674	-	143,674	302,095	-	302,095	310,100	-	310,100	0.15	310,552	-	310,552
51424	Postage Meter	11,879	-	11,879	7,156	-	7,156	12,121	-	12,121	12,100	-	12,100	-	13,178	-	13,178
51440	Elections	52,501	-	52,501	33,100	-	33,100	88,588	-	88,588	91,676	-	91,676	(43.44)	51,850	-	51,850
51453	Information & Commun	12,987	-	12,987	6,111	-	6,111	13,600	-	13,600	18,900	-	18,900	-	18,900	-	18,900
	TOTAL COUNTY CLERK	505,560.01	-	505,560.01	272,544.44	-	272,544.44	578,214.00	-	578,214.00	594,018	-	594,018	(6.76)	553,855	-	553,855
HUMAN RESOURCES																	
51435	Human Resources	371,840	-	371,840	181,959	-	181,959	380,641	-	380,641	388,002	-	388,002	21.39	471,014	-	471,014
51436	Human Resources Programs	13,834	-	13,834	6,148	-	6,148	11,582	-	11,582	23,404	-	23,404	(79.14)	4,882	-	4,882
51433	Labor Relations	37,478	-	37,478	134	-	134	15,000	-	15,000	28,200	-	28,200	-	28,200	-	28,200
	TOTAL HUMAN RESOURCES	423,152	-	423,152	188,240	-	188,240	407,223	-	407,223	439,606	-	439,606	14.67	504,096	-	504,096
PURCHASING																	
51550	Purchasing	52,443	-	52,443	28,260	-	28,260	53,513	-	53,513	53,513	-	53,513	1.27	54,190	-	54,190
RISK MANAGEMENT																	
51931	Property & Liability Ins	531,989	-	531,989	542,669	-	542,669	586,229	-	586,229	598,819	-	598,819	0.02	598,914	-	598,914
CORONER																	
51231	Coroner	85,960	-	85,960	28,846	-	28,846	91,714	-	91,714	90,344	-	90,344	35.33	122,263	-	122,263
	TOTAL GENERAL GOVERNMENT	6,992,442.11	-	6,992,442.11	3,686,237.34	-	3,686,237.34	6,720,207.00	601,000.00	7,321,207.00	7,390,832	671,000	8,061,832	2	7,552,160	653,000	8,205,160
PUBLIC SAFETY																	
SHARED DISPATCH																	
52601	Dispatch	1,491,858	-	1,491,858	726,167	-	726,167	1,532,585	-	1,532,585	1,520,976	-	1,520,976	3.87	1,579,866	-	1,579,866
SHERIFF																	
52110	Sheriff Administration	2,306,083	-	2,306,083	1,555,657	-	1,555,657	2,166,298	545,934	2,712,232	2,215,750	545,934	2,761,684	(8.03)	2,276,254	263,531	2,539,785
52131	Indian Law Enforcement	18,492	-	18,492	4,281	-	4,281	24,052	-	24,052	25,474	-	25,474	14.49	29,165	-	29,165
59210	Transfer from Elect Monitor	-	-	-	-	-	-	-	-	-	-	-	127,000	(100.00)	-	-	-
52140	Traffic Police	2,727,955	-	2,727,955	1,242,948	-	1,242,948	2,692,606	-	2,692,606	2,882,653	-	2,882,653	(0.87)	2,857,696	-	2,857,696
52150	Civil Service	-	-	-	-	-	-	-	-	-	2,000	-	2,000	(50.00)	1,000	-	1,000
52710	Jail	2,235,096	-	2,235,096	1,046,007	-	1,046,007	2,273,329	-	2,273,329	2,447,708	-	2,447,708	(0.31)	2,440,216	-	2,440,216
52713	Transport/Safekeeper	1,032,211	-	1,032,211	429,726	-	429,726	1,056,990	-	1,056,990	1,077,260	-	1,077,260	(0.10)	1,076,215	-	1,076,215
52712	Electronic Monitoring	98,875	-	98,875	45,042	-	45,042	217,084	-	217,084	147,825	-	147,825	-	147,825	-	147,825
52721	Jail Surcharge	17,664	-	17,664	-	-	-	33,000	-	33,000	113,000	-	113,000	63.27	184,500	-	184,500
	TOTAL SHERIFF	8,436,376	-	8,436,376	4,323,661	-	4,323,661	8,463,359	545,934	9,009,293	9,038,670	545,934	9,584,604.00	(3.22)	9,012,871	263,531	9,276,402
EMERGENCY MANAGEMENT																	
52130	Police Radio	142,608	-	142,608	67,614	-	67,614	159,496	-	159,496	157,276	-	157,276	14.60	180,234	-	180,234
52510	SARA Title III	35,167	-	35,167	14,314	-	14,314	44,172	-	44,172	46,255	-	46,255	0.69	46,572	-	46,572
52520	Emergency Mgmt	274,055	-	274,055	142,987	-	142,987	291,134	-	291,134	271,141	-	271,141	8.86	275,154	20,000	295,154
52530	Building Numbering	15,390	-	15,390	391	-	391	1,500	-	1,500	2,500	-	2,500	(40.00)	1,500	-	1,500
52930	Highway Safety	-	-	-	-	-	-	-	-	-	2,000	-	2,000	-	2,000	-	2,000
52940	Work Relief	132,119	-	132,119	55,222	-	55,222	124,643	-	124,643	138,152	-	138,152	(3.11)	133,849	-	133,849
	TOTAL EMERGENCY MANAGEMENT	599,340	-	599,340	280,526	-	280,526	620,945	-	620,945	617,324	-	617,324	6.80	639,309	20,000	659,309
	TOTAL PUBLIC SAFETY	10,527,574	-	10,527,574	5,330,355	-	5,330,355	10,616,889	545,934	11,162,823	11,176,970	545,934	11,722,904	(1.77)	11,232,046	283,531	11,515,577

**WOOD COUNTY-2014 and 2015 BUDGETED
EXPENDITURES BY DEPARTMENT-FUNCTION DETAIL**

Account Number	10/15/2014 13:11 ACCOUNT TITLE	2013			6/30/14			2014			2014			Percent Increase (Decrease)	2015		
		ACTUAL OPERATING	CAPITAL OUTLAY	ACTUAL TOTAL	ACTUAL OPERATING	CAPITAL OUTLAY	ACTUAL TOTAL	ESTIMATED OPERATING	CAPITAL OUTLAY	ESTIMATED TOTAL	BUDGET OPERATING	CAPITAL OUTLAY	BUDGET TOTAL		BUDGET OPERATING	CAPITAL OUTLAY	BUDGET TOTAL
HIGHWAY GOVERNMENTAL (216)																	
51123	Highway Committee	-	-	-	-	-	-	-	-	-	-	-	-	-	-	-	
53110	Highway Admin	275,484	-	275,484	157,904	-	157,904	312,005	-	312,005	248,902	-	248,902	9.22	271,844	-	271,844
53120	Highway Engineering	180,011	-	180,011	102,205	-	102,205	242,680	-	242,680	163,638	-	163,638	32.28	216,462	-	216,462
53182	County-Aid Bridge Refunds	-	-	-	-	-	-	-	-	-	-	-	-	#DIV/0!	-	-	-
53191	Other Administration	195,852	-	195,852	118,330	-	118,330	289,620	-	289,620	237,356	-	237,356	#DIV/0!	314,873	-	314,873
53192	Other Administration-Radio	263	-	263	-	-	-	-	-	-	-	-	-	#DIV/0!	-	-	-
53193	Other Administration	77,128	-	77,128	66,414	-	66,414	-	-	-	76,000	-	76,000	(100.00)	-	-	-
53262	Bituminous Ops Maintenance	32,761	-	32,761	-	-	-	1,905,480	-	1,905,480	-	-	-	#DIV/0!	1,886,769	-	1,886,769
53310	Maintenance CTHS	11,174	-	11,174	7,387	-	7,387	-	-	-	125,000	-	125,000	(100.00)	-	-	-
53311	Maintenance CTHS Patrol	1,460,064	-	1,460,064	635,126	-	635,126	1,585,793	-	1,585,793	738,861	-	738,861	93.65	1,430,773	-	1,430,773
53313	Maintenance Gang	(4,988,869)	-	(4,988,869)	106,081	-	106,081	2,057,652	-	2,057,652	1,870,463	-	1,870,463	(97.47)	47,286	-	47,286
53314	Maint Gang-Materials	31,022	-	31,022	115	-	115	-	-	-	-	-	-	#DIV/0!	-	-	-
53315	Maint Gang-Materials	1,550,887	-	1,550,887	54,815	-	54,815	-	-	-	261,071	-	261,071	(100.00)	-	-	-
57930	Depreciation & Amortization	-	-	-	-	-	-	-	-	-	2,100	-	2,100	(100.00)	-	-	-
	TOTAL HIGHWAY GOVERNMENTAL	(684,224)	-	(684,224)	1,248,376	-	1,248,376	6,393,230	-	6,393,230	3,723,391	-	3,723,391	11.94	4,168,007	-	4,168,007
53312	Maintenance CTHS Snow Rem	1,224,359	-	1,224,359	624,866	-	624,866	1,257,849	-	1,257,849	863,517	-	863,517	4.40	901,474	-	901,474
53340	Co-Aid Road Construction	678,686	-	678,686	12,687	-	12,687	257,410	-	257,410	511,670	-	511,670	(10.00)	460,519	-	460,519
53341	Co-Aid Bridge Construction	413,546	-	413,546	560	-	560	445,200	-	445,200	75,000	-	75,000	196.80	222,601	-	222,601
	TOTAL HIGHWAY AID	1,092,231	-	1,092,231	13,248	-	13,248	702,610	-	702,610	586,670	-	586,670	16.44	683,120	-	683,120
	TOTAL HIGHWAY GOVERNMENTAL	1,632,367	-	1,632,367	1,886,489	-	1,886,489	8,353,689	-	8,353,689	5,173,578	-	5,173,578	11.19	5,752,601	-	5,752,601
HEALTH & SOCIAL SERVICES																	
HEALTH DEPARTMENT																	
54 Home Nursing																	
54121	Public Health	1,801,844	-	1,801,844	793,894	-	793,894	1,646,557	-	1,646,557	1,691,417	-	1,691,417	(5.13)	1,604,690	-	1,604,690
54122	Public Health WIC	289,560	-	289,560	147,030	-	147,030	307,964	-	307,964	315,352	-	315,352	4.58	329,801	-	329,801
54128	Grants	96,458	-	96,458	44,597	-	44,597	95,514	-	95,514	98,055	-	98,055	3.54	101,527	-	101,527
54130	Dental Sealants	92,534	-	92,534	40,185	-	40,185	87,201	-	87,201	85,845	-	85,845	3.34	88,709	-	88,709
	TOTAL HEALTH	2,280,396	-	2,280,396	1,025,706	-	1,025,706	2,137,236	-	2,137,236	2,190,669	-	2,190,669	(3.01)	2,124,727	-	2,124,727
STATE SPECIAL CHARGES																	
54316	State Charges for Mental Institutions	515	-	515	-	-	-	842	-	842	842	-	842	27.32	1,072	-	1,072
HUMANE OFFICER																	
54129	Humane Officer	34,499	-	34,499	13,766	-	13,766	30,355	-	30,355	30,499	-	30,499	-	30,499	-	30,499
VETERANS SERVICE OFFICER																	
54710	Veteran's Relief	3,466	-	3,466	940	-	940	3,750	-	3,750	3,911	-	3,911	6.39	4,161	-	4,161
54720	Veteran's Service Officer	301,710	-	301,710	148,577	-	148,577	308,880	-	308,880	311,310	-	311,310	2.36	318,667	-	318,667
54730	Veteran's Relief Donations	225	-	225	215	-	215	300	-	300	300	-	300	-	300	-	300
54740	Care of Veteran's Graves	2,843	-	2,843	265	-	265	2,865	-	2,865	2,865	-	2,865	-	2,865	-	2,865
	TOTAL VETERANS SERVICE OFFICER	308,245	-	308,245	149,997	-	149,997	315,795	-	315,795	318,386	-	318,386.00	2.39	325,993	-	325,993
	TOTAL HEALTH & SOCIAL SERVICES	2,623,655	-	2,623,655	1,189,469	-	1,189,469	2,484,228	-	2,484,228	2,540,396	-	2,540,396	(2.29)	2,482,291	-	2,482,291
LEISURE ACTIVITIES & EDUCATION																	
PARKS & FORESTRY																	
55210	County Parks	1,616,957	-	1,616,957	705,504	-	705,504	1,385,918	115,000	1,500,918	1,487,051	90,000	1,577,051	2.74	1,450,259	170,000	1,620,259
LIBRARY AID																	
55112	Aid to Public Libraries	777,670	-	777,670	382,822	-	382,822	746,261	-	746,261	746,261	-	746,261	7.88	805,042	-	805,042
UW EXTENSION																	
55620	UW Extension	468,447	-	468,447	230,837	-	230,837	483,546	-	483,546	486,945	-	486,945	6.66	519,352	-	519,352
55650	UW Ext Jr. Fair	32,000	-	32,000	32,000	-	32,000	32,000	-	32,000	32,000	-	32,000	-	32,000	-	32,000
55660	UW Ext Project Accounts	9,243	-	9,243	7,175	-	7,175	9,710	-	9,710	14,460	-	14,460	136.24	34,160	-	34,160
55661	Farm Technology Days	-	-	-	-	-	-	-	-	-	-	-	-	#DIV/0!	20,000	-	20,000
	TOTAL UW EXTENSION	509,690	-	509,690	270,012	-	270,012	525,256	-	525,256	533,405	-	533,405	13.52	605,512	-	605,512
FAIRGROUNDS																	
55460	Marshfield Fairgrounds	25,000	-	25,000	25,000	-	25,000	25,000	-	25,000	25,000	-	25,000	-	25,000	-	25,000
UW WOOD COM/FLD																	
55630	UW Ext Ctr-Mfld	383,999	-	383,999	111,013	-	111,013	45,969	144,757	190,726	45,969	177,379	223,348	(16.05)	47,002	140,500	187,502
	TOTAL LEISURE & EDUCATION	3,313,316	-	3,313,316.67	1,494,351	-	1,494,351	2,728,404	259,757	2,988,161	2,837,686	267,379	3,105,065	4.45	2,932,815	310,500	3,243,315
CONSERVATION & DEVELOPMENT																	
LAND CONSERVATION																	
56121	Land Conservation	115,230	-	115,230	55,543	-	55,543	107,850	-	107,850	126,207	20,000	146,207	(6.00)	128,439	9,000	137,439
56123	Wildlife Damage Abatement	39,895	-	39,895	18,551	-	18,551	44,134	-	44,134	50,983	-	50,983	2.35	52,179	-	52,179
	TOTAL LAND CONSERVATION	155,115	-	155,115	74,094	-	74,094	151,984	-	151,984	177,190	20,000	197,190	(3.84)	180,618	9,000	189,618
PLANNING & ZONING																	
56310	Planning & Zoning	346,907	-	346,907	135,781	-	135,781	270,003	-	270,003	341,913	-	341,913	30.75	329,617	117,436	447,053
56340	Surveyor	38,629	-	38,629	5,129	-	5,129	44,625	-	44,625	44,750	-	44,750	-	44,750	-	44,750
56315	Census Redistricting	-	-	-	-	-	-	-	-	-	2,250	-	2,250	100.00	4,500	-	4,500
	TOTAL PLANNING & ZONING	385,536	-	385,536	140,910	-	140,910	314,628	-	314,628	388,913	-	388,913	27.61	378,867	117,436	496,303
GENERAL COUNTY																	
56740	Payment in Lieu of Tx	77,345	-	77,345	-	-	-	77,345	-	77,345	77,345	-	77,345	-	77,345	-	77,345
	TOTAL CONSERVATION & DEV	617,995	-	617,995.49	215,004	-	215,004	543,957	-	543,957	643,448	20,000	663,448	15.05	636,830	128,436	763,266
OTHER FINANCING USES																	
GENERAL COUNTY																	
59120	Transfer to Jail from Electronic Mon	-	-	-	-	-	-	-	-	-	-	-	-	#DIV/0!	179,661	-	179,661
	TOTAL GENERAL FUND	25,707,348.58	-	25,707,348.58	13,801,905.85	-	13,801,905.85	31,447,374.00	1,406,691.00	32,854,065.00	29,762,910.00	1,504,313.00	31,267,223.00	2.80	30,768,403.57	1,373,467.00	32,141,870.57
SPECIAL REVENUE FUNDS																	
HUMAN SERVICES (211)																	
COMMUNITY																	
54455	CSP/CTT Support	563,896	-	563,896	234,746	-	234,746	485,635	-	485,635	489,227	-	489,227	2.21	500,029	-	500,029
54470	Crisis Legal Services	502,148	-	502,148	258,445	-	258,445	576,199	-	576,199	564,190	-	564,190	3.46	583,732	-	583,732

**WOOD COUNTY-2014 and 2015 BUDGETED
EXPENDITURES BY DEPARTMENT-FUNCTION DETAIL**

Account Number	10/15/2014 13:11		2013			6/30/14			2014			2014			Percent Increase (Decrease)	2015		
	ACCOUNT TITLE		ACTUAL OPERATING	CAPITAL OUTLAY	ACTUAL TOTAL	ACTUAL OPERATING	CAPITAL OUTLAY	ACTUAL TOTAL	ESTIMATED OPERATING	CAPITAL OUTLAY	ESTIMATED TOTAL	BUDGET OPERATING	CAPITAL OUTLAY	BUDGET TOTAL		BUDGET OPERATING	CAPITAL OUTLAY	BUDGET TOTAL
54490	AODA CBRF		229,406	-	229,406	114,361	-	114,361	240,427	-	240,427	261,316	-	261,316	2.08	266,760	-	266,760
54460	Outpatient Clinic MH		1,027,871	-	1,027,871	507,492	-	507,492	1,080,554	-	1,080,554	1,195,058	-	1,195,058	2.92	1,229,966	-	1,229,966
54480	OPC MH AODA		423,933	-	423,933	189,638	-	189,638	403,410	-	403,410	409,300	-	409,300	2.72	420,443	-	420,443
54485	OPC Day Treatment		64,963	-	64,963	30,660	-	30,660	66,116	-	66,116	70,258	-	70,258	3.46	72,687	-	72,687
54475	Mental Health Contracts		2,152,704	-	2,152,704	577,799	-	577,799	1,667,932	-	1,667,932	1,212,526	-	1,212,526	32.51	1,606,665	-	1,606,665
54495	Alcohol & Drug Contracts		74,208	-	74,208	41,038	-	41,038	112,562	-	112,562	144,271	-	144,271	(6.50)	134,900	-	134,900
54465	CCS		885,151	-	885,151	422,772	-	422,772	920,909	-	920,909	958,224	-	958,224	9.41	1,048,369	-	1,048,369
54440	Birth to Three		367,628	-	367,628	179,279	-	179,279	397,583	-	397,583	425,997	-	425,997	(1.25)	420,679	-	420,679
54445	Family support		182,699	-	182,699	119,325	-	119,325	263,762	-	263,762	259,388	-	259,388	3.86	269,408	-	269,408
54450	Children's Waivers		193,729	-	193,729	95,305	-	95,305	198,775	-	198,775	191,596	-	191,596	4.80	200,787	-	200,787
54401	Child Welfare		3,213,125	-	3,213,125	1,322,162	-	1,322,162	3,154,869	-	3,154,869	3,426,069	-	3,426,069	4.73	3,450,977	-	3,450,977
54405	Youth Aids		2,433,562	-	2,433,562	1,158,235	-	1,158,235	2,563,804	-	2,563,804	2,538,545	-	2,538,545	2.84	2,610,758	-	2,610,758
54420	ESS		1,087,403	-	1,087,403	552,352	-	552,352	1,162,068	-	1,162,068	1,187,996	-	1,187,996	1.00	1,199,887	-	1,199,887
54425	ESS Child Care Operations		84,716	-	84,716	35,706	-	35,706	75,706	-	75,706	155,203	-	155,203	(100.00)	-	-	-
54430	FSET 50/50		232,159	-	232,159	102,344	-	102,344	343,942	-	343,942	280,000	-	280,000	916.64	2,852,181	-	2,852,181
54413	Aqing Transportation		401,952	-	401,952	184,204	-	184,204	429,369	-	429,369	440,201	28,000	468,201	1.07	445,201	28,000	473,201
54435	LIEAP Operations		99,854	-	99,854	48,603	-	48,603	111,938	-	111,938	116,109	-	116,109	3.63	120,325	-	120,325
54410	Child Care		144,990	-	144,990	64,361	-	64,361	142,174	-	142,174	138,512	-	138,512	(6.62)	130,723	-	130,723
54500	Administration		2,834,704	-	2,834,704	1,322,623	-	1,322,623	2,973,976	5,000	2,978,976	3,019,451	5,000	3,024,451	1.51	3,070,163	-	3,070,163
	TOTAL COMMUNITY		17,200,800	-	17,200,800	7,561,447	-	7,561,447	17,296,024	5,000	17,301,024	17,483,437	33,000	17,516,437	17.96	20,634,640	28,000	20,662,640
INSITUITION																		
54310	Nursing Admin		-	-	-	-	-	-	-	-	-	-	-	-	#DIV/0!	214,106	-	214,106
54324	SNF-CMI		925,901	-	925,901	436,868	-	436,868	942,385	-	942,385	943,266	-	943,266	(1.80)	926,296	-	926,296
54325	SNF-TBI		1,081,475	-	1,081,475	537,199	-	537,199	1,067,920	-	1,067,920	1,277,719	-	1,277,719	(13.21)	1,108,868	-	1,108,868
54326	Inpatient Svc		2,658,562	-	2,658,562	1,193,285	-	1,193,285	2,662,801	-	2,662,801	2,811,076	-	2,811,076	6.59	2,996,335	-	2,996,335
54317	Crisis Stabilization		34,360	-	34,360	71	-	71	102,000	-	102,000	328,120	-	328,120	24.34	408,000	-	408,000
54330	Norwood Admin		209,982	-	209,982	119,536	-	119,536	205,645	22,937	228,582	203,480	25,000	228,480	(100.00)	-	-	-
54350	Dietary		757,091	-	757,091	348,443	-	348,443	728,491	-	728,491	764,326	-	764,326	0.56	768,610	-	768,610
54351	Plant Operations		807,079	-	807,079	334,003	-	334,003	678,621	299,000	977,621	694,600	306,500	1,001,100	1.52	683,829	332,450	1,016,279
54363	Medical Records		191,671	-	191,671	82,976	-	82,976	179,204	-	179,204	189,057	-	189,057	0.81	190,581	-	190,581
54365	Administration		1,191,262	-	1,191,262	547,903	-	547,903	1,029,533	-	1,029,533	1,043,341	-	1,043,341	9.56	1,143,104	-	1,143,104
	TOTAL INSITUITION		7,857,384	-	7,857,384	3,600,283	-	3,600,283	7,595,600	321,937	7,917,537	8,254,985	331,500	8,586,485	2.16	8,439,749	332,450	8,772,199
	TOTAL HUMAN SERVICES		25,058,184	-	25,058,184	11,161,730	-	11,161,730	24,891,624	326,937	25,218,561	25,738,422	364,500	26,102,922	12.76	29,074,389	360,450	29,434,839
AGING (220)																		
54511	ADRC-CW		191,580	-	191,580	33,404	-	33,404	198,278	-	198,278	198,278	-	198,278	-	198,278	-	198,278
54674	Trust Fund		1,266	-	1,266	75	-	75	-	-	-	-	-	-	#DIV/0!	-	-	-
	TOTAL AGING		192,846	-	192,846	33,479	-	33,479	198,278	-	198,278	198,278	-	198,278	-	198,278	-	198,278
CHILD SUPPORT (230)																		
51330	Child Support Program		832,132	-	832,132	420,747	-	420,747	916,953	-	916,953	928,482	-	928,482	2.84	954,868	-	954,868
FORESTRY ROAD ACCOUNT (241)																		
56111	State Forestry Road Maint		3,000	-	3,000	-	-	-	3,500	-	3,500	3,500	-	3,500	14.29	4,000	-	4,000
WILDLIFE HABITAT FUND (242)																		
56911	State Wildlife Habitat Fund		1,965	-	1,965	-	-	-	2,000	-	2,000	2,500	-	2,500	20.00	3,000	-	3,000
FORESTS STATE AID (243)																		
56912	County Forests State Aid		13,941	-	13,941	-	-	-	-	-	-	-	-	-	#DIV/0!	-	-	-
PARKS STATE AID (244)																		
55441	Maint of Snowmobile Trails		218,880	-	218,880	60,699	-	60,699	184,445	-	184,445	66,004	140,000	206,004	76.90	66,425	298,000	364,425
55442	ATV Maintenance		12,332	-	12,332	1,013	-	1,013	10,374	-	10,374	14,069	-	14,069	(9.62)	12,715	-	12,715
59210-2	Transfer to Special Revenue		-	-	-	-	-	-	2,000	-	2,000	-	-	-	(100.00)	-	-	-
	TOTAL PARKS STATE AID		231,212	-	231,212	61,712	-	61,712	194,819	-	194,819	82,073	140,000	222,073	69.83	79,140	298,000	377,140
PARKS CAPITAL PROJECTS (245)																		
56913	Parks & Forestry Capital Projects		9,699	-	9,699	2,278	-	2,278	4,330	215,000	219,330	4,330	400,000	404,330	(29.68)	4,330	280,000	284,330
59220	Transfers to Special Revenue		-	-	-	-	-	-	-	-	-	56,266	-	56,266	(61.18)	21,844	-	21,844
	TOTAL PARKS CAPITAL PROJECTS		9,699	-	9,699	2,278	-	2,278	4,330	215,000	219,330	60,596	400,000	460,596	(33.53)	26,174	280,000	306,174
LAND RECORD (261)																		
56320	Land Records		76,348	-	76,348	40,482	-	40,482	143,971	-	143,971	299,047	7,500	306,547	(0.40)	295,312	10,000	305,312
PRIVATE SEWAGE (262)																		
56943	Private Sewage Administration		224,863	-	224,863	57,004	-	57,004	242,572	25,000	267,572	365,039	25,000	390,039	(31.67)	261,522	5,000	266,522
YELLOW RIVER GRANTS (263)																		
59220-2i	Transfers to Special Revenue		-	-	-	-	-	-	5,488	-	5,488	4,636	-	4,636	(100.00)	-	-	-
DATCP GRANT (264)																		
56122	DATCP Grant		199,415	-	199,415	87,139	-	87,139	278,059	-	278,059	215,022	-	215,022	(3.81)	206,833	-	206,833
NONMETALLIC MINING (265)																		
56125	Nonmetallic Mining Reclamation		24,022	-	24,022	10,628	-	10,628	31,870	-	31,870	33,080	-	33,080	2.42	33,882	-	33,882
59210-2i	Transfer to General Fund		-	-	-	-	-	-	1,215	-	1,215	-	-	-	(100.00)	-	-	-
	TOTAL NONMETALLIC MINING		24,022	-	24,022	10,628	-	10,628	31,870	-	31,870	34,295	-	34,295	(1.20)	33,882		

**WOOD COUNTY-2014 and 2015 BUDGETED
EXPENDITURES BY DEPARTMENT-FUNCTION DETAIL**

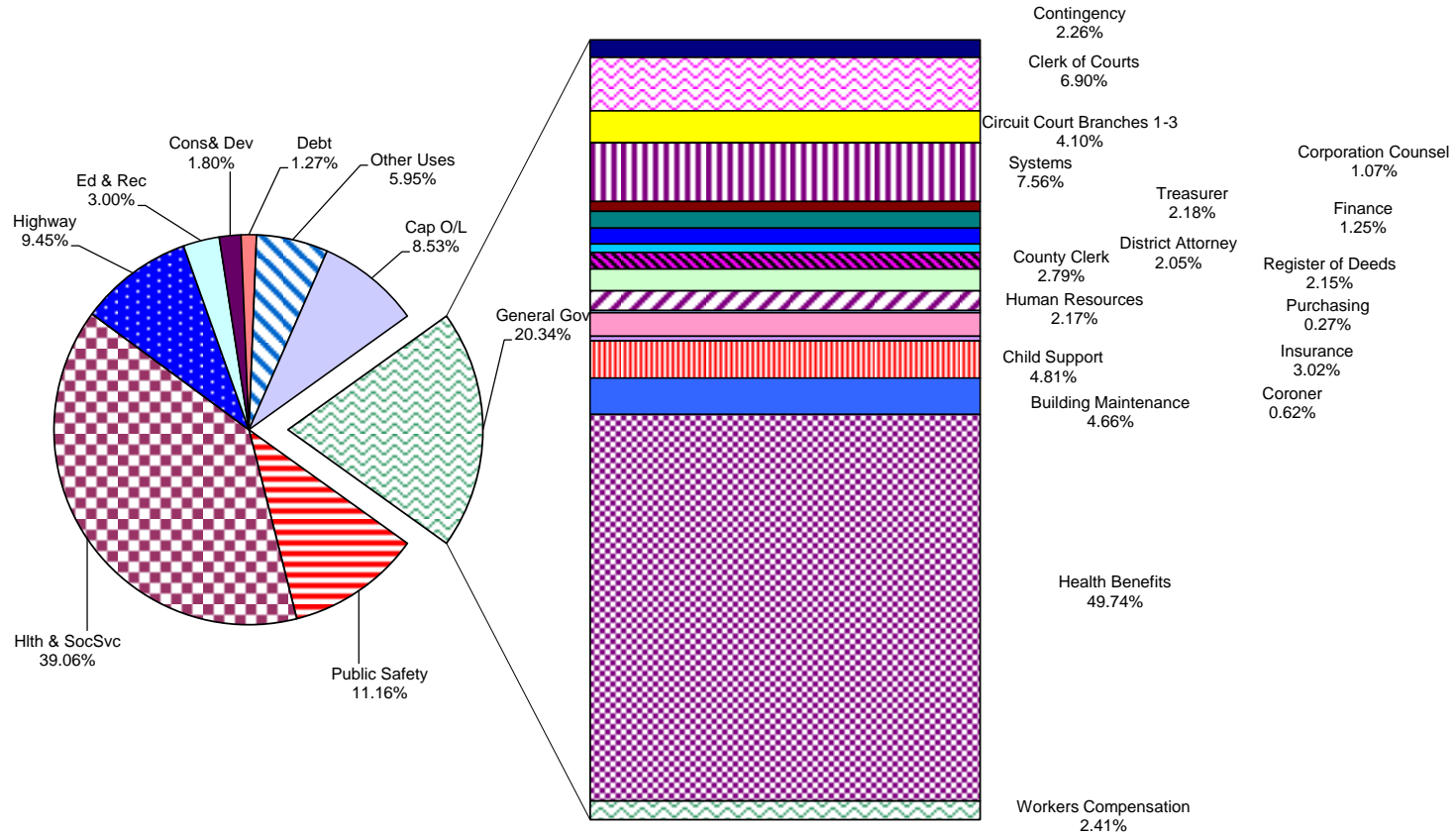
Account Number	10/15/2014 13:11 ACCOUNT TITLE	2013			6/30/14			2014			Percent Increase (Decrease)	2015						
		ACTUAL OPERATING	CAPITAL OUTLAY	ACTUAL TOTAL	ACTUAL OPERATING	CAPITAL OUTLAY	ACTUAL TOTAL	ESTIMATED OPERATING	CAPITAL OUTLAY	ESTIMATED TOTAL		BUDGET OPERATING	CAPITAL OUTLAY	BUDGET TOTAL				
	TOTAL COUNTY	83,875,252	-	83,875,252	36,819,570	-	36,819,570	88,883,873	3,090,580	91,974,453		87,809,984	4,808,975	92,618,959	8.71	92,100,568	8,586,917	100,687,485
57910	Depreciation-Gen Government	-	-	-	-	-	-	-	-	-	#DIV/0!	-	-	-	-	-	-	-
57920	Depreciation-Public Safety	-	-	-	-	-	-	-	-	-	#DIV/0!	-	-	-	-	-	-	-
57930	Depreciation-Highway	2,093,557	-	2,093,557	-	-	-	-	-	-	#DIV/0!	-	-	-	-	-	-	-
57940	Depreciation-H&SS	499,301	-	499,301	104,762	-	104,762	-	-	-	#DIV/0!	-	-	-	-	-	-	-
57950	Depreciation-Ed & Recreation	-	-	-	-	-	-	-	-	-	#DIV/0!	-	-	-	-	-	-	-
57960	Depreciation-Conserv & Dev	-	-	-	-	-	-	-	-	-	#DIV/0!	-	-	-	-	-	-	-
	TOTAL DEPRECIATION	2,592,858	-	2,592,858	104,762	-	104,762	-	-	-	#DIV/0!	-	-	-	-	-	-	-
		-	-	-	-	-	-	-	-	-	#DIV/0!	-	-	-	-	-	-	-
59220	Transfers to Special Revenue	423,939	-	423,939	-	-	-	-	-	-	#DIV/0!	-	-	-	-	-	-	-
59230	Transfers to Debt Service	-	-	-	-	-	-	-	-	-	#DIV/0!	-	-	-	-	-	-	-
59260	Transfers to Enterprise Funds	1,143,196	-	1,143,196	-	-	-	-	-	-	#DIV/0!	-	-	-	-	-	-	-
59270	Transfers to Internal Service	253,802	-	253,802	-	-	-	-	-	-	#DIV/0!	-	-	-	-	-	-	-
59900	Residual Equity Transfers	-	-	-	-	-	-	-	-	-	#DIV/0!	-	-	-	-	-	-	-
	TOTAL TRANSFERS	1,820,937	-	1,820,937	-	-	-	-	-	-	#DIV/0!	-	-	-	-	-	-	-
	NET EXPENDITURES	88,289,046	-	88,289,046.13	36,924,332	-	36,924,331.56	88,883,873	3,090,580	91,974,453.00		87,809,984	4,808,975	92,618,959.00	8.71	92,100,568	8,586,917	100,687,485

**PRESENTATION OF BUDGETS BY
EXPENDITURE CATEGORY**

GENERAL GOVERNMENT

COUNTY OF WOOD

2015 Expense Budget by Activity



**Detail by Percentage of
General Government Expenses**

General (Non-Program) Contingency Fund

Statement of Purpose

To provide funds only for emergency and other situations that could not be anticipated or adequately planned for during the budget development and review process. In preparing agency budget requests, departments are required to identify all anticipated expenditures for projects and programs. The Executive Committee is authorized by the County Board to transfer appropriations between budgeted functions within a department or to transfer funds from the contingency fund. Such transfers are limited to the lesser of \$5,000 or 10 percent of the funds originally budgeted in the function receiving the transfer. This part of the budget includes non-program revenue such as shared revenues and sales tax transfers.

Ho-Chunk Donations

Statement of Purpose

To account for contributions from, and uses of, proceeds by the Ho-Chunk Native American Nation. Wood County informs the Nation of the planned and actual uses of the revenue to assure them that the uses of revenue do not conflict with the interests of the Nation.

**WOOD COUNTY BUDGET
SUMMARY SHEET
2015**

DEPT A/C NAME FUNCTION	2	GENERAL COUNTY GENERAL/CONTINGENCY 51590				
Category	2015 Adopted Budget	% Incr(Decr) 2014 Budget	2014 Revised Budget	Actual Through 6/30/2014	2014 Estimated	2013 Actual
Personal Services	\$ -	N/A	\$ -	\$ -	\$ -	\$ -
Contractual Services	1,072	27.32%	842	-	842	515
Supplies and Expense	450,000	2.59%	438,645	-	-	-
Fixed Charges	-	N/A	-	-	-	-
Debt Service	-	N/A	-	-	-	-
Grants, Contributions & Other	-	N/A	-	-	-	-
Total Operating Expenditures	451,072	2.64%	439,487	-	842	515
Capital Outlay	-	N/A	-	-	-	-
Other Financing Uses	-	N/A	-	-	-	1,396,998
Total Expenditures	\$ 451,072	2.64%	\$ 439,487	\$ -	\$ 842	\$ 1,397,513
Taxes	1,252	22.50%	1,022	74	1,022	716
Intergovernmental	3,252,084	0.00%	3,252,084	-	3,252,084	3,229,678
Fines, Forfeits and Penalties	-	N/A	-	-	-	-
Public Charges for Services	-	N/A	-	-	-	-
Intergovernmental Charges	-	N/A	-	-	-	-
Miscellaneous	165,000	0.00%	165,000	168,824	165,000	(8,122)
Other Financing Sources	5,520,565	9.81%	5,027,353	-	5,267,886	5,480,562
Total Revenues	\$ 8,938,901	5.84%	\$ 8,445,459	\$ 168,899	\$ 8,685,992	\$ 8,702,833
Beginning Carryover	-	N/A	-	-	-	-
Ending Carryover	-	N/A	-	-	-	-
Tax Levy	\$ (8,487,829)	6.02%	\$ (8,005,972)	\$ (168,899)	\$ (8,685,150)	\$ (7,305,320)

**WOOD COUNTY BUDGET
SUMMARY SHEET
2015**

DEPT A/C NAME FUNCTION	8	GENERAL COUNTY HO CHUNK DONATIONS 54121				
Category	2015 Adopted Budget	% Incr(Decr) 2014 Budget	2014 Revised Budget	Actual Through 6/30/2014	2014 Estimated	2013 Actual
Personal Services	\$ -	N/A	\$ -	\$ -	\$ -	\$ -
Contractual Services	-	N/A	-	-	-	-
Supplies and Expense	64,220	0.00%	64,220	1,523	64,220	64,220
Fixed Charges	-	N/A	-	-	-	-
Debt Service	-	N/A	-	-	-	-
Grants, Contributions & Other	-	N/A	-	-	-	-
Total Operating Expenditures	64,220	0.00%	64,220	1,523	64,220	64,220
Capital Outlay	27,500	0.00%	27,500	-	27,500	27,500
Other Financing Uses	-	N/A	-	-	-	-
Total Expenditures	\$ 91,720	0.00%	\$ 91,720	\$ 1,523	\$ 91,720	\$ 91,720
Taxes	-	N/A	-	-	-	-
Licenses and Permits	-	N/A	-	-	-	-
Fines, Forfeits and Penalties	-	N/A	-	-	-	-
Public Charges for Services	-	N/A	-	-	-	-
Intergovernmental Charges	-	N/A	-	-	-	-
Miscellaneous	91,720	0.00%	91,720	91,720	91,720	91,720
Other Financing Sources	-	N/A	-	-	-	-
Total Revenues	\$ 91,720	0.00%	\$ 91,720	\$ 91,720	\$ 91,720	\$ 91,720
Beginning Carryover	-	N/A	-	-	-	-
Ending Carryover	-	N/A	-	-	-	-
Tax Levy	\$ -	N/A	\$ -	\$ (90,197)	\$ -	\$ -

Clerk of Courts

Statement of Purpose

The Clerk of Courts is the official record keeper for matters brought before the Wood County Circuit Court. The office receives and disburses bail, fines, forfeitures, fees and restitution as provided for by state statute or upon order of the court and supports and assists other county and state agencies through the coordination of services and the collection and reporting of case related information.

The duties of the Clerk of Circuit Court's Office, as prescribed by state statute and established through local procedure, include the following services:

Cash management and event tracking

All automated and manual procedures for proper handling of cases filed with the courts is a primary responsibility. Initiating the case, receiving and filing papers, recording relevant information on the official record or docket and monitoring the case by regular checking for scheduled activities or necessary follow up actions as well as timely dispositions and proper record storage are major components of this duty.

Calendar Management/Scheduling

All cases must be processed in the most expeditious manner. The court's automated system (CCAP) is the essential tool for monitoring the case and assuring that all court activities are planned and scheduled in the appropriate time frame with the information readily available for all system users.

Case related financial services

With the increasing demand for fiscal accountability, the courts are now managing all assessments through the sophisticated financial component of the court's automated system. Debts to the court become accounts receivable and pay plans and reminder documents are system generated assisting the staff in improved collection efforts. Receipting and reconciliations are system driven and maintained for reference.

Operations and Budget Planning

This is an ongoing effort by management personnel in the courts, continually assessing short and long range changes and needs to enable the system to respond with flexibility and innovation. The primary focus is to accomplish this with existing resources as much as possible.

Records Management

Storage of all records has become a serious issue for the courts. As space becomes a rare commodity and file storage continues to grow, plans must be put in place to use technology to deal with this issue. Current storage of records to comply with state statutes and court rules demand continual attention.

Courtroom Operating Support

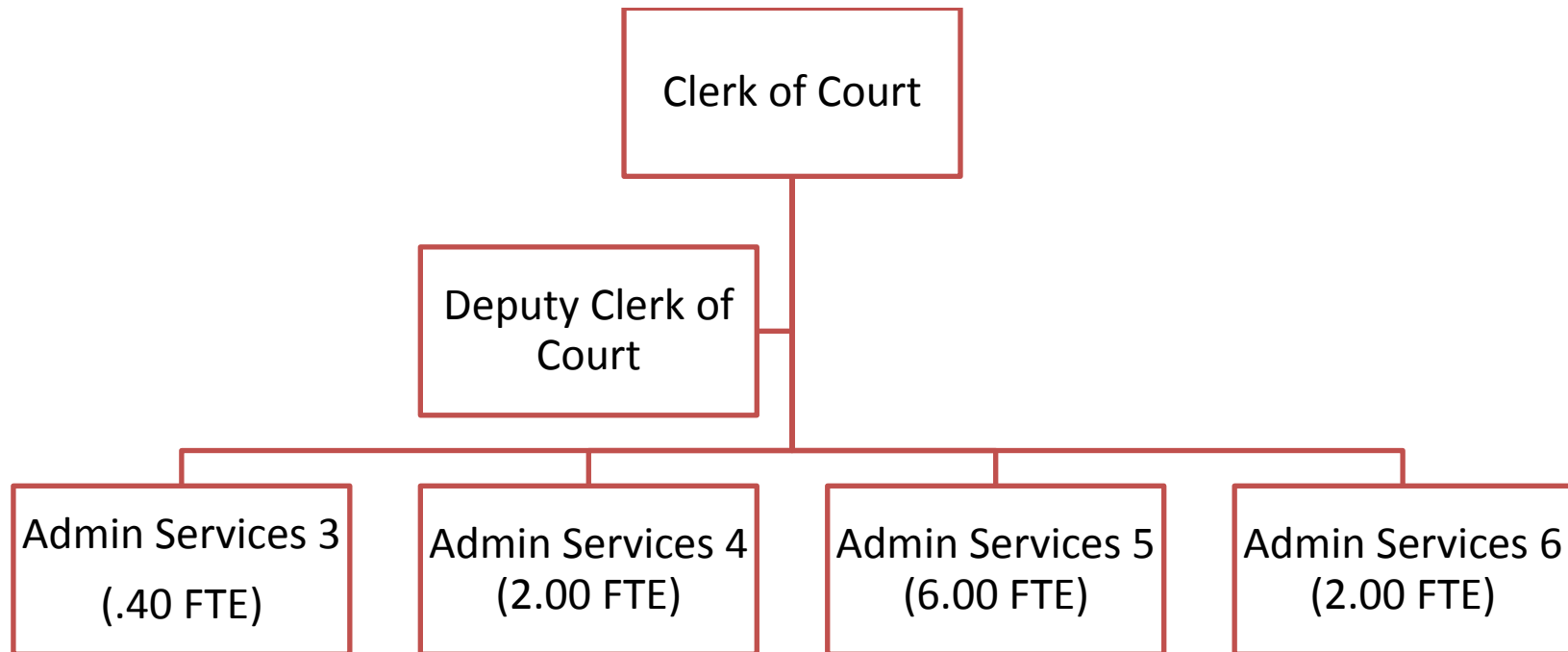
Wood County currently staffs three full time courtrooms. Each court conducting business on a daily basis requires varying staffing levels including clerks, reporters, bailiffs and interpreters as well as equipment needs. Rooms are of different sizes and branch locations are frequently changed to accommodate assorted hearings. Media concerns and requests are also addressed.

Juror Management

This department is responsible for the random selection of a jury pool of approximately 3200 persons annually. From this group, individuals are qualified and assigned to a panel and then called to appear as needed for trials. Orientation, recordkeeping, jury pay and system evaluation are performed as part of this service.

Facility Planning

Current and future space utilization needs are continually evaluated. Staff location, evidence and file storage and jury assembly needs are immediate concerns. The facility has video conferencing capabilities allowing more flexibility to schedule for appearance and additional courtroom security. Plans continue for a jury assembly area and a centralized receipt area for all court operations.



Number of Positions (FTE)	2014	2013	2012	2011	2010	2009	2008	2007	2006	2005	2004	2003
Elected	1.00	1.00	1.00	1.00	1.00	1.00	1.00	1.00	1.00	1.00	1.00	1.00
Non-Represented	11.40	11.40	10.43	10.43	11.43	2.34	2.41	2.45	2.68	2.72	2.72	2.53
Total	12.40	12.40	11.43	11.43	11.43	11.24	11.24	11.63	12.97	13.14	13.16	13.06

WOOD COUNTY CLERK OF COURTS BUDGET SUMMARY						
Category	Divorce Mediation 51217	Clerk of Courts 51221	Family Court Commissioner 51220	2015 Total	Incr(Decr) 2014 Budget	2014 Total
Personal Services	\$ -	\$ 822,144	\$ -	\$ 822,144	6.24%	\$ 773,827
Contractual Services	-	321,150	100,940	422,090	-7.64%	457,000
Supplies and Expense	20,000	38,475	-	58,475	4.84%	55,778
Fixed Charges	-	68,341	-	68,341	-2.43%	70,041
Debt Service	-	-	-	-	N/A	-
Grants, Contributions & Other	-	-	-	-	N/A	-
Total Operating Expenditures	20,000	1,250,110	100,940	1,371,050	1.06%	1,356,646
Capital Outlay	-	-	-	-	N/A	-
Other Financing Uses	-	-	-	-	N/A	-
Total Expenditures	\$ 20,000	\$ 1,250,110	\$ 100,940	\$ 1,371,050	1.06%	\$ 1,356,646
Taxes	-	-	-	-	0.00%	-
Intergovernmental	-	70,252	-	70,252	-32.41%	103,940
Licenses and Permits	-	-	-	-	N/A	-
Fines, Forfeits and Penalties	-	300,200	-	300,200	-6.30%	320,400
Public Charges for Services	9,300	235,000	-	244,300	-9.52%	270,000
Intergovernmental Charges	-	18,000	16,000	34,000	0.00%	34,000
Miscellaneous	-	400	-	400	-60.00%	1,000
Other Financing Sources	-	-	-	-	N/A	-
Total Revenues	\$ 9,300	\$ 623,852	\$ 16,000	\$ 649,152	-10.99%	\$ 729,340
Beginning Carryover	-	-	-	-	N/A	-
Ending Carryover	-	-	-	-	N/A	-
Tax Levy	\$ 10,700	\$ 626,258	\$ 84,940	\$ 721,898	15.08%	\$ 627,306

	2015 Adopted	Incr/Decr 2010 Budget	2014 Budget	2013 Budget	2012 Budget	2011 Budget
Number of Positions (FTE's)						
Regular	12.40	-	12.40	12.40	11.43	11.43
Part-Time/Temporary	-	-	-	-	-	-
Request for Program Improvement	0.97	0.97	-	-	-	-
Number of Positions (FTE's)	13.37	0.97	12.40	12.40	11.43	11.43

**WOOD COUNTY BUDGET
SUMMARY SHEET
2015**

DEPT A/C NAME FUNCTION	CLERK OF COURTS SUMMARY TOTAL					
Category	2015 Adopted Budget	% Incr(Decr) 2014 Budget	2014 Revised Budget	Actual Through 6/30/14	2014 Estimated	2013 Actual
Personal Services	\$ 822,144	6.24%	\$ 773,827	\$ 350,982	\$ 744,778	\$ 691,689
Contractual Services	422,090	-7.64%	457,000	174,232	436,053	456,202
Supplies and Expense	58,475	4.84%	55,778	19,078	52,410	50,960
Fixed Charges	68,341	-2.43%	70,041	36,195	67,741	69,423
Debt Service	-	N/A	-	-	-	-
Grants, Contributions & Other	-	N/A	-	-	-	-
Total Operating Expenditures	1,371,050	1.06%	1,356,646	580,487	1,300,983	1,268,273
Capital Outlay	-	N/A	-	-	-	-
Other Financing Uses	-	N/A	-	-	-	-
Total Expenditures	\$ 1,371,050	1.06%	\$ 1,356,646	\$ 580,487	\$ 1,300,983	\$ 1,268,273
Taxes	-	N/A	-	-	-	-
Intergovernmental	70,252	-32.41%	103,940	26,549	103,290	103,940
Licenses and Permits	-	N/A	-	-	-	-
Fines, Forfeits and Penalties	300,200	-6.30%	320,400	121,382	293,996	278,972
Public Charges for Services	244,300	-9.52%	270,000	99,931	232,578	219,530
Intergovernmental Charges	34,000	0.00%	34,000	5,234	30,077	32,640
Miscellaneous	400	-60.00%	1,000	132	300	392
Other Financing Sources	-	N/A	-	-	-	-
Total Revenues	\$ 649,152	-10.99%	\$ 729,340	\$ 253,229	\$ 660,241	\$ 635,473
Beginning Carryover	-	N/A	-	-	-	-
Ending Carryover	-	N/A	-	-	-	-
Tax Levy	\$ 721,898	15.08%	\$ 627,306	\$ 327,258	\$ 640,742	\$ 632,800

	2015 Adopted	Incr/Decr 2010 Budget	2014 Budget	2013 Budget	2012 Budget	2011 Budget
Number of Positions (FTE's)						
Regular	12.40	-	12.40	12.40	11.43	11.43
Part-Time/Temporary	-	-	-	-	-	-
Request for Program Improvement	0.97	0.97	-	-	-	-
Total	13.37	0.97	12.40	12.40	11.43	11.43

**WOOD COUNTY BUDGET
SUMMARY SHEET
2015**

DEPT	2	CLERK OF COURTS				
A/C NAME		FAMILY COURT COMM				
FUNCTION		51220				

Category	2015 Adopted Budget	% Incr(Decr) 2014 Budget	2014 Revised Budget	Actual Through 6/30/14	2014 Estimated	2013 Actual
Personal Services	\$ -	N/A	\$ -	\$ -	\$ -	\$ -
Contractual Services	100,940	3.00%	98,000	43,979	98,000	93,803
Supplies and Expense	-	N/A	-	-	-	-
Fixed Charges	-	N/A	-	-	-	-
Debt Service	-	N/A	-	-	-	-
Grants, Contributions & Other	-	N/A	-	-	-	-
Total Operating Expenditures	100,940	3.00%	98,000	43,979	98,000	93,803
Capital Outlay	-	N/A	-	-	-	-
Other Financing Uses	-	N/A	-	-	-	-
Total Expenditures	\$ 100,940	3.00%	\$ 98,000	\$ 43,979	\$ 98,000	\$ 93,803
Taxes	-	N/A	-	-	-	-
Intergovernmental	-	N/A	-	-	-	-
Licenses and Permits	-	N/A	-	-	-	-
Fines, Forfeits and Penalties	-	N/A	-	-	-	-
Public Charges for Services	-	N/A	-	-	-	-
Intergovernmental Charges	16,000	0.00%	16,000	5,234	15,077	16,374
Miscellaneous	-	N/A	-	-	-	-
Other Financing Sources	-	N/A	-	-	-	-
Total Revenues	\$ 16,000	0.00%	\$ 16,000	\$ 5,234	\$ 15,077	\$ 16,374
Beginning Carryover		N/A				
Ending Carryover		N/A				
Tax Levy	\$ 84,940	3.59%	\$ 82,000	\$ 38,745	\$ 82,923	\$ 77,429

Number of Positions (FTE's)	2015 Adopted	Incr/Decr 2006 Budget	2014 Budget	2013 Budget	2012 Budget	2011 Budget
Regular	-	-	-	-	-	-
Part-Time/Temporary	-	-	-	-	-	-
Request for Program Improvement	-	-	-	-	-	-
Total	-	-	-	-	-	-

**WOOD COUNTY BUDGET
SUMMARY SHEET
2015**

DEPT 5
A/C NAME CLERK OF COURTS
FUNCTION DIVORCE MEDIATION
51217

Category	2015 Adopted Budget	% Incr(Decr) 2014 Budget	2014 Revised Budget	Actual Through 6/30/14	2014 Estimated	2013 Actual
Personal Services	\$ -	N/A	\$ -	\$ -	\$ -	\$ -
Contractual Services	-	N/A	-	-	-	-
Supplies and Expense	20,000	0.00%	20,000	5,413	15,000	15,075
Fixed Charges	-	N/A	-	-	-	-
Debt Service	-	N/A	-	-	-	-
Grants, Contributions & Other	-	N/A	-	-	-	-
Total Operating Expenditures	20,000	0.00%	20,000	5,413	15,000	15,075
Capital Outlay	-	N/A	-	-	-	-
Other Financing Uses	-	N/A	-	-	-	-
Total Expenditures	\$ 20,000	0.00%	\$ 20,000	\$ 5,413	\$ 15,000	\$ 15,075
Taxes	-	N/A	-	-	-	-
Intergovernmental	-	N/A	-	-	-	-
Licenses and Permits	-	N/A	-	-	-	-
Fines, Forfeits and Penalties	-	N/A	-	-	-	-
Public Charges for Services	9,300	0.00%	9,000	3,152	7,565	6,425
Intergovernmental Charges	-	N/A	-	-	-	-
Miscellaneous	-	N/A	-	-	-	-
Other Financing Sources	-	N/A	-	-	-	-
Total Revenues	\$ 9,300	0.00%	\$ 9,000	\$ 3,152	\$ 7,565	\$ 6,425
Beginning Carryover	-	N/A	-	-	-	-
Ending Carryover	-	N/A	-	-	-	-
Tax Levy	\$ 10,700	-2.73%	\$ 11,000	\$ 2,261	\$ 7,435	\$ 8,650

	2015 Adopted	Incr/Decr 2010 Budget	2014 Budget	2013 Budget	2012 Budget	2011 Budget
Number of Positions (FTE's)						
Regular	-	-	-	-	-	-
Part-Time/Temporary	-	-	-	-	-	-
Request for Program Improvement	-	-	-	-	-	-
Total	-	-	-	-	-	-

**WOOD COUNTY BUDGET
SUMMARY SHEET
2015**

DEPT A/C NAME FUNCTION						
6	CLERK OF COURTS CLERK OF COURTS 51221					
Category	2015 Adopted Budget	% Incr(Decr) 2014 Budget	2014 Revised Budget	Actual Through 6/30/14	2014 Estimated	2013 Actual
Personal Services	\$ 822,144	6.24%	\$ 773,827	\$ 350,982	\$ 744,778	\$ 691,689
Contractual Services	321,150	-10.54%	359,000	130,253	338,053	362,399
Supplies and Expense	38,475	7.54%	35,778	13,665	37,410	35,885
Fixed Charges	68,341	-2.43%	70,041	36,195	67,741	69,423
Debt Service	-	N/A	-	-	-	-
Grants, Contributions & Other	-	N/A	-	-	-	-
Total Operating Expenditures	1,250,110	0.93%	1,238,646	531,095	1,187,983	1,159,395
Capital Outlay	-	N/A	-	-	-	-
Other Financing Uses	-	N/A	-	-	-	-
Total Expenditures	\$ 1,250,110	0.93%	\$ 1,238,646	\$ 531,095	\$ 1,187,983	\$ 1,159,395
Taxes	-	N/A	-	-	-	-
Intergovernmental	70,252	-32.41%	103,940	26,549	103,290	103,940
Licenses and Permits	-	N/A	-	-	-	-
Fines, Forfeits and Penalties	300,200	-6.30%	320,400	121,382	293,996	278,972
Public Charges for Services	235,000	-9.96%	261,000	96,779	225,013	213,105
Intergovernmental Charges	18,000	0.00%	18,000	-	15,000	16,266
Miscellaneous	400	-60.00%	1,000	132	300	392
Other Financing Sources	-	N/A	-	-	-	-
Total Revenues	\$ 623,852	-11.43%	\$ 704,340	\$ 244,843	\$ 637,599	\$ 612,673
Beginning Carryover	-	N/A	-	-	-	-
Ending Carryover	-	N/A	-	-	-	-
Tax Levy	\$ 626,258	17.21%	\$ 534,306	\$ 286,253	\$ 550,384	\$ 546,722

101-0703-61221-000-000	2015 Adopted	Incr/Decr 2010 Budget	2014 Budget	2013 Budget	2012 Budget	2011 Budget
Number of Positions (FTE's)	12.40	-	12.40	12.40	11.43	11.43
Regular	-	-	-	-	-	-
Part-Time/Temporary	0.97	-	-	-	-	-
Request for Program Improvement	-	-	-	-	-	-
Total	13.37	0.97	12.40	12.40	11.43	11.43

Circuit Court Branch I

Statement of Purpose

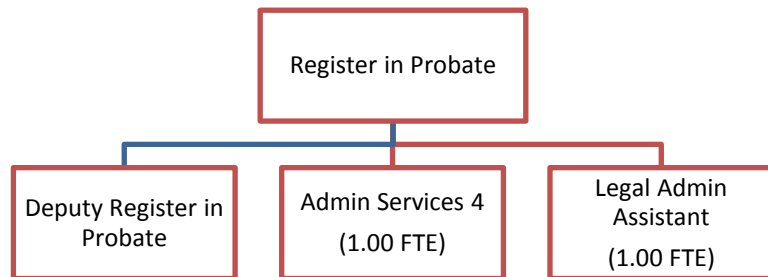
Circuit Court Branch I is responsible for the timely and efficient caseload management of one-third of all assigned civil, family, criminal, traffic, forfeiture, mental, probate, guardianship, juvenile, adoption, small claims, out of county and any other miscellaneous cases as assigned.

Register in Probate

Process all county related cases in a timely manner, given the extraneous circumstances arising from case types involving multiple parties, pre-death personal or property matters; severity of situations concerning guardianship or involuntary commitment proceedings. The ever-changing dynamics of statutory changes process all county related cases in a timely manner, given the extraneous circumstances arising from case types involving multiple parties, pre-death personal or property matters; severity of situations concerning guardianship or involuntary commitment proceedings. The ever-changing dynamics of statutory changes and form revisions presented for probate create a challenging environment within which the Probate staff needs to continually adjust and adapt.

Juvenile Court

Process all county related cases in a timely manner, given the extraneous circumstances arising from severity of charges filed against or on behalf of children and juveniles. The ever changing dynamics of statutory changes and the cases presented for the juvenile court system create a challenging environment within which Juvenile Court staff need to continually adjust and adapt.



Number of Positions (FTE)	2014	2013	2012	2011	2010	2009	2008	2007	2006	2005	2004	2003
Elected	1.00	1.00	1.00	1.00	1.00	1.00	1.00	1.00	1.00	1.00	1.00	1.00
Non-Represented	3.57	2.59	2.52	2.50	2.49	2.34	2.41	2.45	2.68	2.72	2.72	2.53
Total	4.57	3.59	3.52	3.50	3.49	3.34	3.41	3.45	3.68	3.72	3.72	3.53

**WOOD COUNTY BUDGET
SUMMARY SHEET
2015**

DEPT	2	REGISTER IN PROBATE/BRANCH I
A/C NAME		REGISTER IN PROBATE/CIRCUIT COURT BRANCH 1
FUNCTION		51212

Category	2015 Adopted Budget	% Incr(Decr) 2014 Budget	2014 Revised Budget	Actual Through 6/30/2014	2014 Estimated	2013 Actual
Personal Services	\$ 285,557	2.52%	\$ 278,551	\$ 116,944	\$ 238,117	\$ 217,364
Contractual Services	7,985	-4.77%	8,385	4,220	8,079	5,631
Supplies and Expense	17,925	11.86%	16,025	7,446	17,149	14,165
Fixed Charges	39,434	-1.72%	40,124	20,670	39,385	40,847
Debt Service	-	N/A	-	-	-	-
Grants, Contributions & Other	-	N/A	-	-	-	-
Total Operating Expenditures	350,901	2.28%	343,085	149,280	302,730	278,007
Capital Outlay	-	N/A	-	-	-	-
Other Financing Uses	-	N/A	-	-	-	-
Total Expenditures	\$ 350,901	2.28%	\$ 343,085	\$ 149,280	\$ 302,730	\$ 278,007
Taxes	-	N/A	-	-	-	-
Intergovernmental	44,846	-15.54%	53,096	26,549	53,096	53,128
Licenses and Permits	-	N/A	-	-	-	-
Fines, Forfeits and Penalties	2,500	0.00%	2,500	767	2,500	2,339
Public Charges for Services	28,975	1.31%	28,600	14,951	28,975	21,966
Intergovernmental Charges	-	N/A	-	-	-	-
Miscellaneous	-	N/A	-	-	-	-
Other Financing Sources	-	N/A	-	-	-	-
Total Revenues	\$ 76,321	-9.35%	\$ 84,196	\$ 42,267	\$ 84,571	\$ 77,432
Beginning Carryover	-	N/A	-	-	-	-
Ending Carryover	-	N/A	-	-	-	-
Tax Levy	\$ 274,580	6.06%	\$ 258,889	\$ 107,013	\$ 218,159	\$ 200,575

101-0301-61212-000-000 Number of Positions (FTE's)	2015 Adopted	Incr/Decr 2012 Budget	2014 Budget	2013 Budget	2012 Budget	2011 Budget
Regular	3.58	(0.02)	3.60	3.59	3.52	3.50
Part-Time/Temporary	-	-	-	-	-	-
Request for Program Improvement	0.97	-	0.97	-	-	-
Total	4.55	(0.02)	4.57	3.59	3.52	3.50

Circuit Court Branch II

Statement of Purpose

Circuit Court Branch II is responsible for the timely and efficient caseload management of one-third of all assigned civil, family, criminal, traffic, forfeiture, mental, probate, guardianship, juvenile, adoption, small claims, out of county and any other miscellaneous cases as assigned.



Number of Positions (FTE)	2014	2013	2012	2011	2010	2009	2008	2007	2006	2005	2004	2003
Total	1.18	1.18	1.23	1.23	1.23	1.37	1.37	1.37	1.10	1.10	1.10	1.10

**WOOD COUNTY BUDGET
SUMMARY SHEET
2015**

DEPT	2	CIRCUIT COURT BRANCH 2
A/C NAME		CIRCUIT COURT BRANCH 2
FUNCTION		51213

Category	2015 Adopted Budget	% Incr (Decr) 2014 Budget	2014 Revised Budget	Actual Through 6/30/2014	2014 Estimated	2013 Actual
Personal Services	\$ 72,556	2.28%	\$ 70,937	\$ 31,639	\$ 66,677	\$ 64,647
Contractual Services	10,026	2.96%	9,738	897	3,588	3,624
Supplies and Expense	6,800	-9.93%	7,550	2,307	6,220	6,612
Fixed Charges	35,229	-21.07%	44,634	27,863	44,713	49,875
Debt Service	-	N/A	-	-	-	-
Grants, Contributions & Other	-	N/A	-	-	-	-
Total Operating Expenditures	124,611	-6.21%	132,859	62,706	121,198	124,759
Capital Outlay	-	N/A	-	-	-	-
Other Financing Uses	-	N/A	-	-	-	-
Total Expenditures	\$ 124,611	-6.21%	\$ 132,859	\$ 62,706	\$ 121,198	\$ 124,759
Taxes	-	N/A	-	-	-	-
Intergovernmental	44,846	-15.63%	53,157	26,549	53,157	53,128
Licenses and Permits	-	N/A	-	-	-	-
Fines, Forfeits and Penalties	-	N/A	-	-	-	-
Public Charges for Services	800	N/A	-	452	800	775
Intergovernmental Charges	-	N/A	-	-	-	-
Miscellaneous	-	N/A	-	-	-	-
Other Financing Sources	-	N/A	-	-	-	-
Total Revenues	\$ 45,646	-14.13%	\$ 53,157	\$ 27,000	\$ 53,957	\$ 53,903
Beginning Carryover	-	N/A	-	-	-	-
Ending Carryover	-	N/A	-	-	-	-
Tax Levy	\$ 78,965	-0.92%	\$ 79,702	\$ 35,705	\$ 67,241	\$ 70,856

101-0401-61213-000-000 Number of Positions (FTE's)	2015 Adopted	Incr/Decr 2012 Budget	2014 Budget	2013 Budget	2012 Budget	2011 Budget
Regular	1.18	-	1.18	1.18	1.23	1.23
Part-Time/Temporary	-	-	-	-	-	-
Request for Program Improvement	-	-	-	-	-	-
Total	1.18	-	1.18	1.18	1.23	1.23

Circuit Court Branch III

Statement of Purpose

Circuit Court Branch II is responsible for the timely and efficient caseload management of one-third of all assigned civil, family, criminal, traffic, forfeiture, mental, probate, guardianship, juvenile, adoption, small claims, out of county and any other miscellaneous cases as assigned.



Number of Positions (FTE)	2014	2013	2012	2011	2010	2009	2008	2007	2006	2005	2004	2003
Total	1.06	1.06	1.09	1.10	1.10	1.10	1.08	1.04	1.00	1.04	1.04	1.04

WOOD COUNTY CIRCUIT COURT BRANCH III BUDGET SUMMARY						
Category	Branch III 51214	Drug Court 51215		2015 Total	Incr(Decr) 2014 Budget	2014 Total
Personal Services	\$ 64,669	\$ -	\$ -	\$ 64,669	4.56%	\$ 61,848
Contractual Services	3,666	214,725	-	218,391	11.69%	195,541
Supplies and Expense	5,375	6,423	-	11,798	-64.30%	33,047
Fixed Charges	41,416	3,168	-	44,584	1.01%	44,139
Debt Service	-	-	-	-	N/A	-
Grants, Contributions & Other	-	-	-	-	N/A	-
Total Operating Expenditures	115,126	224,316	-	339,442	1.45%	334,575
Capital Outlay	-	-	-	-	N/A	-
Other Financing Uses	-	-	-	-	N/A	-
Total Expenditures	\$ 115,126	\$ 224,316	\$ -	\$ 339,442	1.45%	\$ 334,575
Taxes	-	-	-	-	N/A	-
Intergovernmental	44,846	184,006	-	228,852	-3.50%	237,163
Licenses and Permits	-	-	-	-	N/A	-
Fines, Forfeits and Penalties	-	-	-	-	N/A	-
Public Charges for Services	-	5,310	-	5,310	-3.45%	5,500
Intergovernmental Charges	400	-	-	400	N/A	-
Miscellaneous	-	-	-	-	-100.00%	1,700
Other Financing Sources	-	-	-	-	N/A	-
Total Revenues	\$ 45,246	\$ 189,316	\$ -	\$ 234,562	-4.01%	\$ 244,363
Beginning Carryover	-	-	-	-	N/A	-
Ending Carryover	-	-	-	-	N/A	-
Tax Levy	\$ 69,880	\$ 35,000	\$ -	\$ 104,880	16.26%	\$ 90,212
Wages & Fringes Contingency	-	-	-	-	N/A	-
Net Tax Levy	\$ 69,880	\$ 35,000	\$ -	\$ 104,880	16.26%	\$ 90,212
Number of Positions (FTE's)	1.08	-	-	1.08	0.02	1.06

**WOOD COUNTY BUDGET
SUMMARY SHEET
2015**

DEPT A/C NAME FUNCTION	2	CIRCUIT COURT BRANCH 3 CIRCUIT COURT BRANCH 3 51214				
Category	2015 Adopted Budget	% Incr (Decr) 2014 Budget	2014 Revised Budget	Actual Through 6/30/2014	2014 Estimated	2013 Actual
Personal Services	\$ 64,669	4.56%	\$ 61,848	\$ 28,033	\$ 58,594	\$ 59,645
Contractual Services	3,666	0.00%	3,666	1,222	3,066	1,969
Supplies and Expense	5,375	3.37%	5,200	2,657	5,700	5,148
Fixed Charges	41,416	1.09%	40,971	21,231	40,971	41,158
Debt Service	-	N/A	-	-	-	-
Grants, Contributions & Other	-	N/A	-	-	-	-
Total Operating Expenditures	115,126	3.08%	111,685	53,144	108,331	107,921
Capital Outlay	-	N/A	-	-	-	-
Other Financing Uses	-	N/A	-	-	-	-
Total Expenditures	\$ 115,126	3.08%	\$ 111,685	\$ 53,144	\$ 108,331	\$ 107,921
Taxes	-	N/A	-	-	N/A	-
Intergovernmental	44,846	-15.63%	53,157	26,549	53,157	53,128
Licenses and Permits	-	N/A	-	-	-	-
Fines, Forfeits and Penalties	-	N/A	-	-	-	-
Public Charges for Services	-	N/A	-	310	-	-
Intergovernmental Charges	400	0.00%	-	-	700	-
Miscellaneous	-	N/A	-	-	-	-
Other Financing Sources	-	N/A	-	-	-	-
Total Revenues	\$ 45,246	-14.88%	\$ 53,157	\$ 26,859	\$ 53,857	\$ 53,128
Beginning Carryover	-	N/A	-	-	-	-
Ending Carryover	-	N/A	-	-	-	-
Tax Levy	\$ 69,880	19.40%	\$ 58,528	\$ 26,285	\$ 54,474	\$ 54,793

101-0501-61214-000-000	2015 Adopted	Incr/Decr 2012 Budget	2014 Budget	2013 Budget	2012 Budget	2011 Budget
Number of Positions (FTE's)						
Regular	1.08	0.02	1.06	1.06	1.09	1.10
Part-Time/Temporary	-	-	-	-	-	-
Request for Program Improvement	-	-	-	-	-	-
Total	1.08	0.02	1.06	1.06	1.09	1.10

**WOOD COUNTY BUDGET
SUMMARY SHEET
2015**

DEPT A/C NAME FUNCTION	3	CIRCUIT COURT BRANCH 3 DRUG COURT 51215				
Category	2015 Adopted Budget	% Incr (Decr) 2014 Budget	2014 Revised Budget	Actual Through 6/30/2014	2014 Estimated	2013 Actual
Personal Services	\$ -	N/A	\$ -	\$ -	\$ -	\$ -
Contractual Services	214,725	11.91%	191,875	79,653	171,981	133,265
Supplies and Expense	6,423	-76.93%	27,847	18,581	28,637	26,093
Fixed Charges	3,168	0.00%	3,168	-	3,168	-
Debt Service	-	N/A	-	-	-	-
Grants, Contributions & Other	-	N/A	-	-	-	-
Total Operating Expenditures	224,316	0.64%	222,890	98,234	203,786	159,358
Capital Outlay	-	N/A	-	-	-	-
Other Financing Uses	-	N/A	-	-	-	-
Total Expenditures	\$ 224,316	0.64%	\$ 222,890	\$ 98,234	\$ 203,786	\$ 159,358
Taxes	-	N/A	-	-	N/A	-
Intergovernmental	184,006	0.00%	184,006	11,576	167,006	128,037
Licenses and Permits	-	N/A	-	-	-	-
Fines, Forfeits and Penalties	-	N/A	-	-	-	-
Public Charges for Services	5,310	-3.45%	5,500	2,000	6,000	5,250
Intergovernmental Charges	-	N/A	-	-	-	-
Miscellaneous	-	-100.00%	1,700	-	-	-
Other Financing Sources	-	N/A	-	-	-	-
Total Revenues	\$ 189,316	-0.99%	\$ 191,206	\$ 13,577	\$ 173,006	\$ 133,287
Beginning Carryover	-	N/A	-	-	-	10,000
Ending Carryover	-	N/A	-	-	-	-
Tax Levy	\$ 35,000	10.47%	\$ 31,684	\$ 84,657	\$ 30,780	\$ 16,071

Number of Positions (FTE's)	2015 Adopted	Incr/Decr 2012 Budget	2014 Budget	2013 Budget	2012 Budget	2011 Budget
Regular	-	-	-	-	-	-
Part-Time/Temporary	-	-	-	-	-	-
Request for Program Improvement	-	-	-	-	-	-
Total	-	-	-	-	-	-

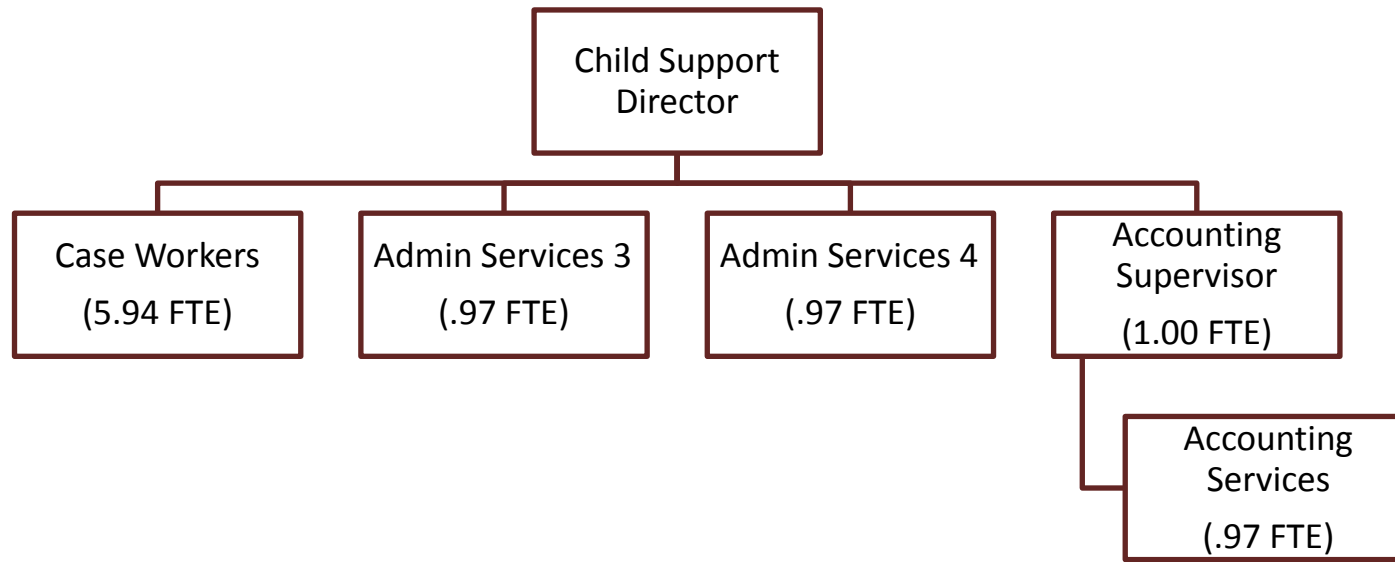
Child Support

Statement of Purpose

The Child Support Division implements and administers the Child Support Enforcement Act pursuant to Title IV-D of the Federal Social Security Act and Wisconsin Statutes, under contract with the State Department of Children and Family Services. The Wood County Child Support Division is supported by state, federal and county funding. Child Support Services include activities to establish paternity, obtain initial court orders for child support enforcement and health insurance, enforce or modify existing orders, and collect delinquent (past due) accounts.

The Wood County Child Support Agency is charged with:

- Establishing paternitys, legal obligations to pay child support, and medical insurance orders
- Responsibility of taking administrative, civil, and criminal legal actions necessary to enforce child support orders
- Review and/or modify court orders or monitor and adjust child support financial accounts when necessary



Number of Positions (FTE)	2014	2013	2012	2011	2010	2009	2008	2007	2006	2005	2004	2003
Total	10.88	10.53	10.91	10.91	11.44	11.44	11.41	11.91	12.88	12.88	12.88	12.88

**WOOD COUNTY BUDGET
SUMMARY SHEET
2015**

DEPT A/C NAME FUNCTION	2	CHILD SUPPORT CHILD SUPPORT PROGRAM 51330
---------------------------------------	---	--

Category	2015 Adopted Budget	% Incr (Decr) 2014 Budget	2014 Revised Budget	Actual Through 6/30/2014	2014 Estimated	2013 Actual
Personal Services	\$ 740,959	1.05%	\$ 733,233	\$ 340,095	\$ 723,983	\$ 665,261
Contractual Services	146,140	12.65%	129,730	49,732	128,090	104,632
Supplies and Expense	28,225	7.48%	26,260	9,536	25,622	22,643
Fixed Charges	39,544	0.73%	39,259	21,383	39,257	39,596
Debt Service	-	N/A	-	-	-	-
Grants, Contributions & Other	-	N/A	-	-	-	-
Total Operating Expenditures	954,868	2.84%	928,482	420,747	916,953	832,132
Capital Outlay	-	N/A	-	-	-	-
Other Financing Uses	-	N/A	-	-	-	16,693
Total Expenditures	\$ 954,868	2.84%	\$ 928,482	\$ 420,747	\$ 916,953	\$ 848,826
Taxes	-	N/A	-	-	-	-
Intergovernmental	897,191	3.06%	870,542	218,002	871,131	777,913
Licenses and Permits	-	N/A	-	-	-	-
Fines, Forfeits and Penalties	-	N/A	-	-	-	-
Public Charges for Services	20,540	-1.25%	20,800	12,328	20,540	21,036
Intergovernmental Charges	-	N/A	-	-	-	-
Miscellaneous	-	N/A	-	-	-	-
Other Financing Sources	-	N/A	-	-	-	7,784
Total Revenues	\$ 917,731	2.96%	\$ 891,342	\$ 230,329	\$ 891,671	\$ 806,733
Beginning Carryover	-	N/A	-	-	-	-
Ending Carryover	-	N/A	-	-	-	-
Tax Levy	\$ 37,137	-0.01%	\$ 37,140	\$ 190,418	\$ 25,281	\$ 42,093

230-0201-64810-000-000 Number of Positions (FTE's)	2015 Adopted	Incr/Decr 2012 Budget	2014 Budget	2013 Budget	2012 Budget	2011 Budget
Regular	10.88	-	10.88	10.53	10.91	10.91
Part-Time/Temporary	-	-	-	-	-	-
Request for Program Improvement	-	-	-	-	-	-
Total	10.88	-	10.88	10.53	10.91	10.91

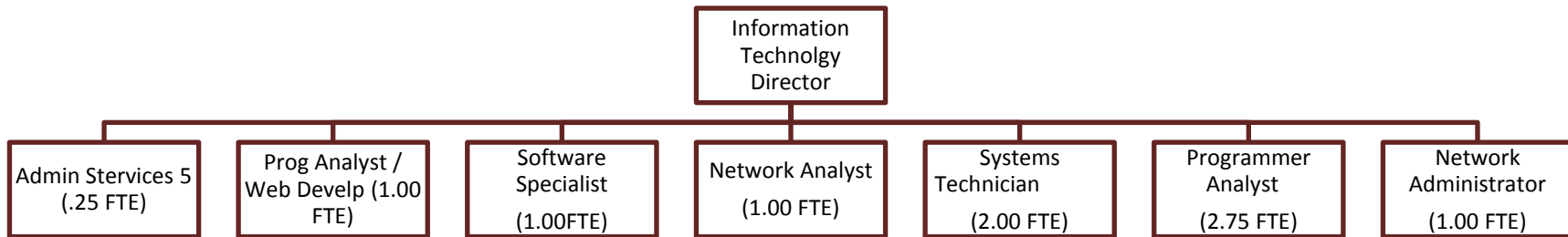
Information Technology

Statement of Purpose

The Wood County Information Technology Department is a service organization dedicated to delivering reliable and secure voice and computer systems that are necessary to acquire, organize, preserve, and access information used by Wood County employees and the citizens of Wood County.

The Wood County Information Technology Department is comprised of a staff of ten information technology professionals, including one MIS Director, five Network & Technical Support and four Programmer/Analysts.

The Information Technology Department supports around 700 county employees in their computer operations, over 500 computer stations, over 500 telephones, dozens of servers and an extensive wide-area network located across more than a dozen county sites throughout Wood County. The Information Technology Department also provides many custom software applications depending on department needs, and technical liaison / customization support for vendor-provided solutions.



Number of Positions (FTE)	2014	2013	2012	2011	2010	2009	2008	2007	2006	2005	2004	2003
Total	9.88	9.88	9.88	9.88	9.88	9.88	9.88	9.88	9.88	9.88	9.88	9.88

WOOD COUNTY INFORMATION TECHNOLOGY BUDGET SUMMARY						
Category	Data Processing 51450	Voice-Over IP 51451	PC Replacement Fund 51452	2015 Total	Incr(Decr) 2014 Budget	2014 Total
Personal Services	\$ 895,452	\$ -	\$ -	\$ 895,452	1.99%	\$ 877,979
Contractual Services	231,610	108,000	-	339,610	4.95%	323,580
Supplies and Expense	76,250	22,000	145,000	243,250	155.43%	95,230
Fixed Charges	23,544	-	-	23,544	5.44%	22,330
Debt Service	-	-	-	-	N/A	-
Grants, Contributions & Other	-	-	-	-	N/A	-
Total Operating Expenditures	1,226,856	130,000	145,000	1,501,856	13.85%	1,319,119
Capital Outlay	653,000	-	-	653,000	-16.74%	784,310
Other Financing Uses	-	-	-	-	N/A	-
Total Expenditures	\$ 1,879,856	\$ 130,000	\$ 145,000	\$ 2,154,856	2.44%	\$ 2,103,429
Taxes	-	-	-	-	N/A	-
Intergovernmental	-	-	-	-	N/A	-
Licenses and Permits	-	-	-	-	N/A	-
Fines, Forfeits and Penalties	-	-	-	-	N/A	-
Public Charges for Services	-	-	-	-	-100.00%	500
Intergovernmental Charges	7,620	125,000	123,635	256,255	-3.46%	265,430
Miscellaneous	-	-	-	-	N/A	-
Other Financing Sources	-	-	-	-	N/A	-
Total Revenues	\$ 7,620	\$ 125,000	\$ 123,635	\$ 256,255	-3.64%	\$ 265,930
Beginning Carryover	70,000	52,849	154,841	277,690	8.84%	255,140
Ending Carryover	-	47,849	133,476	181,325	-19.46%	225,140
Tax Levy	\$ 1,802,236	\$ -	\$ -	\$ 1,802,236	-0.29%	\$ 1,807,499

**WOOD COUNTY BUDGET
SUMMARY SHEET
2015**

DEPT A/C NAME FUNCTION	INFORMATION TECHNOLOGY SUMMARY TOTAL					
Category	2015 Adopted Budget	% Incr (Decr) 2014 Budgeted	2014 Revised Budget	Actual Through 6/30/2014	2014 Estimated	2013 Actual
Personal Services	\$ 895,452	1.99%	\$ 877,979	\$ 421,943	\$ 884,902	\$ 861,850
Contractual Services	339,610	4.95%	323,580	120,460	316,536	274,094
Supplies and Expense	243,250	155.43%	95,230	96,363	179,300	197,273
Fixed Charges	23,544	5.44%	22,330	13,686	22,326	22,341
Debt Service	-	N/A	-	-	-	-
Grants, Contributions & Other	-	N/A	-	-	-	-
Total Operating Expenditures	1,501,856	13.85%	1,319,119	652,452	1,403,064	1,355,558
Capital Outlay	653,000	-16.74%	784,310	284,949	628,001	713,810
Other Financing Uses	-	N/A	-	-	-	-
Total Expenditures	\$ 2,154,856	2.44%	\$ 2,103,429	\$ 937,401	\$ 2,031,065	\$ 2,069,367
Taxes	-	N/A	-	-	-	-
Intergovernmental	-	N/A	-	-	-	-
Licenses and Permits	-	N/A	-	-	-	-
Fines, Forfeits and Penalties	-	N/A	-	-	-	-
Public Charges for Services	-	-100.00%	500	45	45	630
Intergovernmental Charges	256,255	-3.46%	265,430	158,008	246,070	240,943
Miscellaneous	-	N/A	-	-	-	-
Other Financing Sources	-	N/A	-	-	-	250,000
Total Revenues	\$ 256,255	-3.64%	\$ 265,930	\$ 158,053	\$ 246,115	\$ 491,573
Beginning Carryover	277,690	8.84%	255,140	257,041	257,041	119,885
Ending Carryover	181,325	-19.46%	225,140	242,856	277,690	257,041
Tax Levy	\$ 1,802,236	-0.29%	\$ 1,807,499	\$ 765,164	\$ 1,805,599	\$ 1,714,950

101-2701-61450-000-000 Number of Positions (FTE's)	2015 Adopted	Incr/Decr 2014 Budget	2014 Budget	2013 Budget	2012 Budget	2011 Budget
Regular	9.88	-	9.88	9.88	9.88	9.88
Part-Time/Temporary	-	-	-	-	-	-
Request for Program Improvement	-	-	-	-	-	-
Total	9.88	-	9.88	9.88	9.88	9.88

**WOOD COUNTY BUDGET
SUMMARY SHEET
2015**

DEPT A/C NAME FUNCTION						
2	INFORMATION TECHNOLOGY DATA PROCESSING 51450					
Category	2015 Adopted Budget	% Incr (Decr) 2014 Budgeted	2014 Revised Budget	Actual Through 6/30/2014	2014 Estimated	2013 Actual
Personal Services	\$ 895,452	1.99%	\$ 877,979	\$ 421,943	\$ 884,902	\$ 861,850
Contractual Services	231,610	5.96%	218,580	69,282	211,536	166,586
Supplies and Expense	76,250	-3.76%	79,230	35,649	77,000	83,117
Fixed Charges	23,544	5.44%	22,330	13,686	22,326	22,341
Debt Service	-	N/A	-	-	-	-
Grants, Contributions & Other	-	N/A	-	-	-	-
Total Operating Expenditures	1,226,856	2.40%	1,198,119	540,561	1,195,764	1,133,894
Capital Outlay	653,000	0.85%	647,500	257,948	577,500	609,543
Other Financing Uses	-	N/A	-	-	-	-
Total Expenditures	\$ 1,879,856	1.86%	\$ 1,845,619	\$ 798,509	\$ 1,773,264	\$ 1,743,437
Taxes	-	N/A	-	-	-	-
Intergovernmental	-	N/A	-	-	-	-
Licenses and Permits	-	N/A	-	-	-	-
Fines, Forfeits and Penalties	-	N/A	-	-	-	-
Public Charges for Services	-	-100.00%	500	45	45	630
Intergovernmental Charges	7,620	0.00%	7,620	3,300	7,620	7,920
Miscellaneous	-	N/A	-	-	-	-
Other Financing Sources	-	N/A	-	-	-	-
Total Revenues	\$ 7,620	-6.16%	\$ 8,120	\$ 3,345	\$ 7,665	\$ 8,550
Beginning Carryover	70,000	133.33%	30,000	30,000	30,000	49,937
Ending Carryover	-	N/A	-	-	70,000	30,000
Tax Levy	\$ 1,802,236	-0.29%	\$ 1,807,499	\$ 765,164	\$ 1,805,599	\$ 1,714,950

101-2701-61450-000-000	2015 Adopted	Incr/Decr 2014 Budget	2014 Budget	2013 Budget	2012 Budget	2011 Budget
Number of Positions (FTE's)						
Regular	9.88	-	9.88	9.88	9.88	9.88
Part-Time/Temporary	-	-	-	-	-	-
Request for Program Improvement	-	-	-	-	-	-
Total	9.88	-	9.88	9.88	9.88	9.88

**WOOD COUNTY BUDGET
SUMMARY SHEET
2015**

DEPT A/C NAME FUNCTION	3	INFORMATION TECHNOLOGY VOICE-OVER IP 51451				
Category	2015 Adopted Budget	% Incr (Decr) 2014 Budgeted	2014 Revised Budget	Actual Through 6/30/2014	2014 Estimated	2013 Actual
Personal Services	\$ -	N/A	\$ -	\$ -	\$ -	\$ -
Contractual Services	108,000	2.86%	105,000	51,178	105,000	107,508
Supplies and Expense	22,000	37.50%	16,000	5,512	16,000	14,084
Fixed Charges	-	N/A	-	-	-	-
Debt Service	-	N/A	-	-	-	-
Grants, Contributions & Other	-	N/A	-	-	-	-
Total Operating Expenditures	130,000	7.44%	121,000	56,690	121,000	121,592
Capital Outlay	-	-100.00%	23,500	-	23,500	-
Other Financing Uses	-	N/A	-	-	-	-
Total Expenditures	\$ 130,000	-10.03%	\$ 144,500	\$ 56,690	\$ 144,500	\$ 121,592
Taxes	-	N/A	-	-	-	-
Intergovernmental	-	N/A	-	-	-	-
Licenses and Permits	-	N/A	-	-	-	-
Fines, Forfeits and Penalties	-	N/A	-	-	-	-
Public Charges for Services	-	N/A	-	-	-	-
Intergovernmental Charges	125,000	-13.49%	144,500	41,758	125,500	123,493
Miscellaneous	-	N/A	-	-	-	-
Other Financing Sources	-	N/A	-	-	-	-
Total Revenues	\$ 125,000	-13.49%	\$ 144,500	\$ 41,758	\$ 125,500	\$ 123,493
Beginning Carryover	52,849	-24.45%	69,948	71,849	71,849	69,948
Ending Carryover	47,849	-31.59%	69,948	56,917	52,849	71,849
Tax Levy	\$ -	N/A	\$ -	\$ -	\$ -	\$ -

101-2701-61450-000-000	2015 Adopted	Incr/Decr 2014 Budget	2014 Budget	2013 Budget	2012 Budget	2011 Budget
Number of Positions (FTE's)						
Regular	-	-	-	-	-	-
Part-Time/Temporary	-	-	-	-	-	-
Request for Program Improvement	-	-	-	-	-	-
Total	-	-	-	-	-	-

**WOOD COUNTY BUDGET
SUMMARY SHEET
2015**

DEPT A/C NAME FUNCTION	4	INFORMATION TECHNOLOGY PC REPACEMENT FUND 51452				
Category	2015 Adopted Budget	% Incr (Decr) 2014 Budgeted	2014 Revised Budget	Actual Through 6/30/2014	2014 Estimated	2013 Actual
Personal Services	\$ -	N/A	\$ -	\$ -	\$ -	\$ -
Contractual Services	-	N/A	-	-	-	-
Supplies and Expense	145,000	N/A	-	55,202	86,300	100,071
Fixed Charges	-	N/A	-	-	-	-
Debt Service	-	N/A	-	-	-	-
Grants, Contributions & Other	-	N/A	-	-	-	-
Total Operating Expenditures	145,000	N/A	-	55,202	86,300	100,071
Capital Outlay	-	-100.00%	113,310	27,001	27,001	104,267
Other Financing Uses	-	N/A	-	-	-	-
Total Expenditures	\$ 145,000	27.97%	\$ 113,310	\$ 82,203	\$ 113,301	\$ 204,338
Taxes	-	N/A	-	-	-	-
Intergovernmental	-	N/A	-	-	-	-
Licenses and Permits	-	N/A	-	-	-	-
Fines, Forfeits and Penalties	-	N/A	-	-	-	-
Public Charges for Services	-	N/A	-	-	-	-
Intergovernmental Charges	123,635	9.11%	113,310	112,950	112,950	109,530
Miscellaneous	-	N/A	-	-	-	-
Other Financing Sources	-	N/A	-	-	-	250,000
Total Revenues	\$ 123,635	9.11%	\$ 113,310	\$ 112,950	\$ 112,950	\$ 359,530
Beginning Carryover	154,841	-0.23%	155,192	155,192	155,192	-
Ending Carryover	133,476	-13.99%	155,192	185,939	154,841	155,192
Tax Levy	\$ -	N/A	\$ -	\$ -	\$ -	\$ -

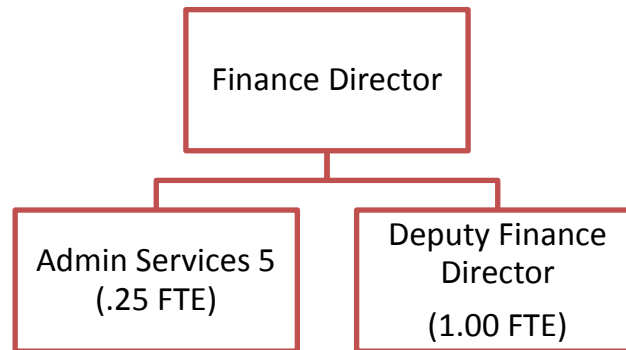
101-2701-61450-000-000	2015 Adopted	Incr/Decr 2014 Budget	2014 Budget	2013 Budget	2012 Budget	2011 Budget
Number of Positions (FTE's)						
Regular	-	-	-	-	-	-
Part-Time/Temporary	-	-	-	-	-	-
Request for Program Improvement	-	-	-	-	-	-
Total	-	-	-	-	-	-

Finance

Statement of Purpose

The mission of the finance Department is to provide financial stability to the County level of government for the residents of Wood County. In order to achieve this, the Department must be able to provide a comprehensive financial accounting and reporting system for the entire reporting entity. The Department must also be able to provide the support for the annual budget process.

The Finance Department's mission must avail itself to all Federal and State laws and financial reporting requirements established by the Governmental Accounting Standards Board (GASB). The Finance Department must also provide the financial and budgeting activities of Wood County under more specific guidance from the ordinances and resolutions of the County Board of Supervisors.



Number of Positions (FTE)	2014	2013	2012	2011	2010	2009	2008	2007	2006	2005	2004	2003
Total	2.25	2.25	2.25	2.25	2.25	2.25	2.25	2.25	2.25	2.25	2.25	2.25

**WOOD COUNTY BUDGET
SUMMARY SHEET
2015**

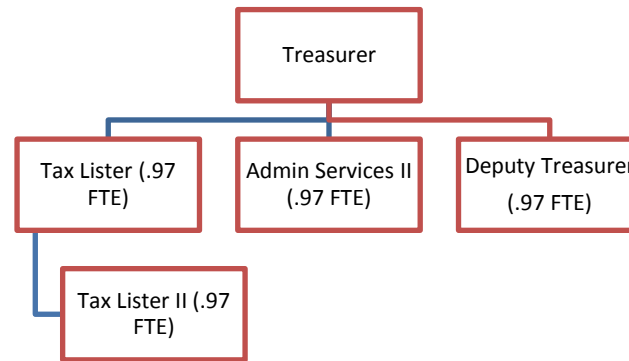
DEPT A/C NAME FUNCTION	2					
		FINANCE FINANCE 51510				
Category	2015 Adopted Budget	% Incr (Decr) 2014 Budget	2014 Revised Budget	Actual Through 6/30/2014	2014 Estimated	2013 Actual
Personal Services	\$ 215,367	1.02%	\$ 213,184	\$ 97,627	\$ 206,958	\$ 201,545
Contractual Services	23,249	-14.89%	27,315	39,273	27,171	20,187
Supplies and Expense	3,365	37.91%	2,440	1,522	3,322	3,463
Fixed Charges	5,968	8.63%	5,494	3,430	5,494	5,740
Debt Service	-	N/A	-	-	-	-
Grants, Contributions & Other	-	N/A	-	-	-	-
Total Operating Expenditures	247,949	-0.19%	248,433	141,852	242,945	230,936
Capital Outlay	-	N/A	-	-	-	-
Other Financing Uses	-	N/A	-	-	-	-
Total Expenditures	\$ 247,949	-0.19%	\$ 248,433	\$ 141,852	\$ 242,945	\$ 230,936
Taxes	-	N/A	-	-	-	-
Intergovernmental	-	N/A	-	-	-	-
Licenses and Permits	-	N/A	-	-	-	-
Fines, Forfeits and Penalties	-	N/A	-	-	-	-
Public Charges for Services	-	N/A	-	-	-	-
Intergovernmental Charges	-	N/A	-	-	-	-
Miscellaneous	-	N/A	-	-	-	-
Other Financing Sources	-	N/A	-	-	-	-
Total Revenues	\$ -	N/A	\$ -	\$ -	\$ -	\$ -
Beginning Carryover	-	N/A	-	-	-	-
Ending Carryover	-	N/A	-	-	-	-
Tax Levy	\$ 247,949	-0.19%	\$ 248,433	\$ 141,852	\$ 242,945	\$ 230,936

101-1401-61510-000-000 Number of Positions (FTE's)	2015 Adopted	Incr/Decr 2012 Budget	2014 Budget	2013 Budget	2012 Budget	2011
Regular	2.25	-	2.25	2.25	2.25	2.22
Part-Time/Temporary	-	-	-	-	-	-
Request for Program Improvement	-	-	-	-	-	-
Total	2.25	-	2.25	2.25	2.25	2.22

Treasurer

Statement of Purpose

The Treasurer's Office is responsible for collecting, receipting, balancing and depositing county monies. This includes dispersing county payroll, cash payments and managing portions of the county's investment funds. All funds due the state are paid through this office. The duties of the Treasurer are governed under Wisconsin State Statutes, Chapters 50, 70, 74 and 75.



Number of Positions (FTE)	2014	2013	2012	2011	2010	2009	2008	2007	2006	2005	2004	2003
Total	4.84	4.84	4.84	4.84	4.84	5.23	5.23	5.23	5.23	5.23	5.04	5.20

**WOOD COUNTY BUDGET
SUMMARY SHEET
2015**

DEPT	2	TREASURER TREAS., TAX LISTER, DEEDING & SALES 51520
A/C NAME		
FUNCTION		

Category	2015 Adopted Budget	% Incr (Decr) 2014 Budget	2014 Revised Budget	Actual Through 6/30/2014	2014 Estimated	2013 Actual
Personal Services	\$ 333,804	2.66%	\$ 325,155	\$ 142,612	\$ 306,936	\$ 305,172
Contractual Services	31,740	0.00%	31,740	14,785	30,740	27,083
Supplies and Expense	23,385	0.00%	23,385	9,333	22,800	21,421
Fixed Charges	43,686	-1.42%	44,316	19,444	38,748	39,476
Debt Service	-	N/A	-	-	-	-
Grants, Contributions & Other	-	N/A	-	-	-	-
Total Operating Expenditures	432,615	1.89%	424,596	186,173	399,224	393,151
Capital Outlay	-	N/A	-	188	-	-
Other Financing Uses	-	N/A	-	-	-	-
Total Expenditures	\$ 432,615	1.89%	\$ 424,596	\$ 186,361	\$ 399,224	\$ 393,151
Taxes	367,000	2.23%	359,000	342,696	366,981	449,309
Intergovernmental	20,000	0.00%	20,000	243	20,000	20,668
Licenses and Permits	-	N/A	-	-	-	-
Fines, Forfeits and Penalties	-	N/A	-	-	-	-
Public Charges for Services	2,820	-15.19%	3,325	1,452	2,320	3,361
Intergovernmental Charges	-	N/A	-	-	-	-
Miscellaneous	10,500	707.69%	1,300	25,454	35,500	(20,218)
Other Financing Sources	-	N/A	-	-	-	-
Total Revenues	\$ 400,320	4.35%	\$ 383,625	\$ 369,846	\$ 424,801	\$ 453,120
Carryover-Beginning	-	N/A	-	-	-	-
Carryover-Ending	-	N/A	-	-	-	-
Tax Levy	\$ 32,295	-21.18%	\$ 40,971	\$ (183,485)	\$ (25,577)	\$ (59,970)

101-2801-61520-000-000 Number of Positions (FTE's)	2015 Adopted	Incr/Decr 2014 Budget	2014 Budget	2013 Budget	2012 Budget	2011 Budget
Regular	4.84	-	4.84	4.84	4.84	4.84
Part-Time/Temporary	-	-	-	-	-	-
Request for Program Improvement	-	-	-	-	-	-
Total	4.84	0.00	4.84	4.84	4.84	4.84

District Attorney and Victim Witness Services

Statement of Purpose District Attorney

The function of the District Attorney's Office is to prosecute cases with venue in Wood County in accordance with Section 978.05 of the Wisconsin Statutes. Cases include but are not limited to criminal actions, forfeiture actions, traffic actions and juvenile proceedings.

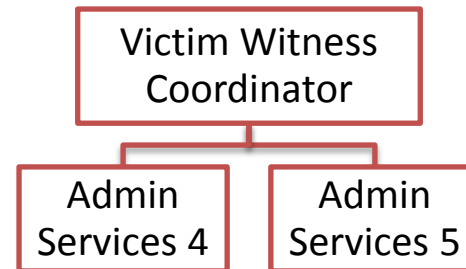
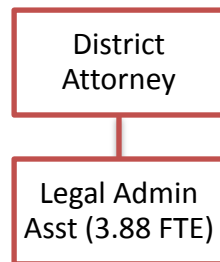
The District Attorney's Office receives referrals from the various agencies in Wood County, including all law enforcement agencies, Department of Social Services, Child Support Enforcement and the Department of Justice. It is the responsibility of the office to review referrals and take appropriate action by way of deferrals, criminal charges, juvenile court action, etc. Appropriate action may include conducting court hearings through jury trial and appeal proceedings.

Office personnel are available to law enforcement agencies within the County 24 hours a day to assist in investigative decisions, provide legal advice and obtain search warrants. In addition, office personnel provide law enforcement with specialized training upon request.

Pursuant to statute, the District Attorney is responsible for other miscellaneous matters, including enforcing wage claims, immunization laws, rental weatherization laws and consumer protection related violations.

Statement of Purpose Victim Witness Services

The mission of Victim Witness Services is to provide crime victims and witnesses in Wood County information related to the rights afforded them by Wisconsin State Statute 950 and the State Constitution, providing assistance in exercising their rights, striving to assure they are treated with fairness, dignity and respect by those in the criminal justice system.



Number of Positions (FTE)	2014	2013	2012	2011	2010	2009	2008	2007	2006	2005	2004	2003
District Attorney	3.88	3.88	3.88	3.88	3.88	3.88	3.88	3.88	3.93	3.95	3.95	4.07
Victim Witness Services	1.94	1.94	1.95	1.96	1.96	1.97	1.99	2.03	1.99	1.99	1.99	1.99
Total	5.82	5.82	5.83	5.84	5.84	5.85	5.87	5.91	5.92	5.94	5.94	6.06

**WOOD COUNTY BUDGET
SUMMARY SHEET
2015**

DEPT	2	DISTRICT ATTORNEY DISTRICT ATTORNEY 51310
A/C NAME		
FUNCTION		

Category	2015 Adopted Budget	% Incr (Decr) 2014 Budget	2014 Revised Budget	Actual Through 6/30/2014	2014 Estimated	2013 Actual
Personal Services	\$ 235,966	3.29%	\$ 228,459	\$ 109,138	\$ 235,966	\$ 220,350
Contractual Services	8,090	-0.77%	8,153	1,621	3,662	3,608
Supplies and Expense	7,650	10.87%	6,900	2,019	7,650	6,414
Fixed Charges	16,084	-17.31%	19,450	9,731	16,084	19,450
Debt Service	-	N/A	-	-	-	-
Grants, Contributions & Other	-	N/A	-	-	-	-
Total Operating Expenditures	267,790	1.84%	262,962	122,508	263,362	249,823
Capital Outlay	-	N/A	-	-	-	-
Other Financing Uses	-	N/A	-	-	-	-
Total Expenditures	\$ 267,790	1.84%	\$ 262,962	\$ 122,508	\$ 263,362	\$ 249,823
Taxes	-	N/A	-	-	-	-
Intergovernmental	-	N/A	-	-	-	-
Licenses and Permits	-	N/A	-	-	-	-
Fines, Forfeits and Penalties	7,200	5.88%	6,800	3,613	7,200	7,575
Public Charges for Services	5,600	0.00%	5,600	2,661	5,600	8,225
Intergovernmental Charges	800	0.00%	800	35	800	591
Miscellaneous	-	N/A	-	-	-	-
Other Financing Sources	-	N/A	-	-	-	-
Total Revenues	\$ 13,600	3.03%	\$ 13,200	\$ 6,309	\$ 13,600	\$ 16,390
Beginning Carryover	-	N/A	-	-	-	-
Ending Carryover	-	N/A	-	-	-	-
Tax Levy	\$ 254,190	1.77%	\$ 249,762	\$ 116,200	\$ 249,762	\$ 233,433

101-1101-61310-000-000 Number of Positions (FTE's)	2015 Adopted	Incr/Decr 2012 Budget	2014 Budget	2013 Budget	2012 Budget	2011 Budget
Regular	3.88	-	3.88	3.88	3.88	3.88
Part-Time/Temporary	-	-	-	-	-	-
Request for Program Improvement	-	-	-	-	-	-
Total	3.88	-	3.88	3.88	3.88	3.88

WOOD COUNTY VICTIM WITNESS BUDGET SUMMARY						
Category	Victim Witness 51315	Task Force 51315	Crime Witness Rights 51317	2015 Total	Incr(Decr) 2014 Budget	2014 Total
Personal Services	\$ 126,846	\$ -	\$ -	\$ 126,846	3.23%	\$ 122,872
Contractual Services	1,100	920	-	2,020	4.94%	1,925
Supplies and Expense	4,815	100	-	4,915	-1.31%	4,980
Fixed Charges	4,816	-	-	4,816	11.30%	4,327
Debt Service	-	-	-	-	N/A	-
Grants, Contributions & Other	-	-	-	-	N/A	-
Total Operating Expenditures	137,577	1,020	-	138,597	3.35%	134,104
Capital Outlay	-	-	-	-	N/A	-
Other Financing Uses	-	-	-	-	N/A	-
Total Expenditures	\$ 137,577	\$ 1,020	\$ -	\$ 138,597	3.35%	\$ 134,104
Taxes	-	N/A	-	-	0.00%	-
Intergovernmental	69,240	-	-	69,240	4.00%	66,577
Licenses & Permits	-	-	-	-	-	-
Fines, Forfeits and Penalties	6,500	-	-	6,500	0.00%	6,500
Public Charges for Services	-	-	-	-	N/A	-
Intergovernmental Charges	-	-	-	-	N/A	-
Miscellaneous	-	1,800	-	1,800	0.00%	1,800
Other Financing Sources	-	-	-	-	N/A	-
Total Revenues	\$ 75,740	\$ 1,800	\$ -	\$ 77,540	3.56%	\$ 74,877
Beginning Carryover	-	4,389	-	4,389	N/A	-
Ending Carryover	-	5,169	-	5,169	N/A	-
Tax Levy	\$ 61,837	\$ -	\$ -	\$ 61,837	4.41%	\$ 59,227
Wages & Fringes Contingency	-	-	-	-	N/A	-
Net Tax Levy	\$ 61,837	\$ -	\$ -	\$ 61,837	4.41%	\$ 59,227

**WOOD COUNTY BUDGET
SUMMARY SHEET
2015**

DEPT A/C NAME FUNCTION	2	VICTIM WITNESS SUMMARY
---------------------------------------	----------	-----------------------------------

Category	2015 Adopted Budget	% Inc(Decr) 2014 Budget	2014 Revised Budget	Actual Through 6/30/2014	2014 Estimated	2013 Actual
Personal Services	\$ 126,846	3.23%	\$ 122,872	\$ 58,657	\$ 122,870	\$ 118,050
Contractual Services	2,020	4.94%	1,925	811	1,831	1,721
Supplies and Expense	4,915	-1.31%	4,980	2,259	4,490	4,718
Fixed Charges	4,816	11.30%	4,327	2,692	4,327	4,600
Debt Service	-	N/A	-	-	-	-
Grants, Contributions & Other	-	N/A	-	-	-	-
Total Operating Expenditures	138,597	3.35%	134,104	64,420	133,518	129,090
Capital Outlay	-	N/A	-	-	-	-
Other Financing Uses	-	N/A	-	-	-	-
Total Expenditures	\$ 138,597	3.35%	\$ 134,104	\$ 64,420	\$ 133,518	\$ 129,090
Taxes	-	N/A	-	-	-	-
Intergovernmental	69,240	4.00%	66,577	-	68,000	66,054
Licenses and Permits	-	N/A	-	-	-	-
Fines, Forfeits and Penalties	6,500	0.00%	6,500	3,613	6,500	7,575
Public Charges for Services	-	N/A	-	-	-	-
Intergovernmental Charges	-	N/A	-	-	-	-
Miscellaneous	1,800	0.00%	1,800	770	1,570	1,720
Other Financing Sources	-	N/A	-	-	-	-
Total Revenues	\$ 77,540	3.56%	\$ 74,877	\$ 4,383	\$ 76,070	\$ 75,349
Beginning Carryover	4,389	N/A	-	3,569	3,569	-
Ending Carryover	5,169	N/A	-	3,983	4,389	3,569
Tax Levy	\$ 61,837	4.41%	\$ 59,227	\$ 60,451	\$ 58,268	\$ 57,310

101-3201-61315-000-000	2015 Adopted	Incr/Decr 2014 Budget	2014 Budget	2013 Budget	2012 Budget	2011 Budget
Number of Positions (FTE's)						
Regular	1.94	-	1.94	1.94	1.95	1.96
Part-Time/Temporary	-	-	-	-	-	-
Request for Program Improvement	-	-	-	-	-	-
Total	1.94	-	1.94	1.94	1.95	1.96

**WOOD COUNTY BUDGET
SUMMARY SHEET
2015**

DEPT A/C NAME FUNCTION	2 VICTIM WITNESS VICTIM WITNESS 51315
---------------------------------------	--

Category	2015 Adopted Budget	% Inc(Decr) 2014 Budget	2014 Revised Budget	Actual Through 6/30/2014	2014 Estimated	2013 Actual
Personal Services	\$ 126,846	3.23%	\$ 122,872	\$ 58,657	\$ 122,870	\$ 118,050
Contractual Services	1,100	-2.22%	1,125	561	1,081	882
Supplies and Expense	4,815	-0.31%	4,830	2,153	4,490	4,410
Fixed Charges	4,816	11.30%	4,327	2,692	4,327	4,600
Debt Service	-	N/A	-	-	-	-
Grants, Contributions & Other	-	N/A	-	-	-	-
Total Operating Expenditures	137,577	3.32%	133,154	64,064	132,768	127,943
Capital Outlay	-	N/A	-	-	-	-
Other Financing Uses	-	N/A	-	-	-	-
Total Expenditures	\$ 137,577	3.32%	\$ 133,154	\$ 64,064	\$ 132,768	\$ 127,943
Taxes	-	N/A	-	-	-	-
Intergovernmental	69,240	4.00%	66,577	-	68,000	66,054
Licenses and Permits	-	N/A	-	-	-	-
Fines, Forfeits and Penalties	6,500	0.00%	6,500	3,613	6,500	7,575
Public Charges for Services	-	N/A	-	-	-	-
Intergovernmental Charges	-	N/A	-	-	-	-
Miscellaneous	-	N/A	-	-	-	-
Other Financing Sources	-	N/A	-	-	-	-
Total Revenues	\$ 75,740	3.64%	\$ 73,077	\$ 3,613	\$ 74,500	\$ 73,629
Beginning Carryover	-	N/A	-	-	-	-
Ending Carryover	-	N/A	-	-	-	-
Tax Levy	\$ 61,837	2.93%	\$ 60,077	\$ 60,451	\$ 58,268	\$ 54,314

101-3201-61315-000-000 Number of Positions (FTE's)	2015 Adopted	Incr/Decr 2014 Budget	2014 Budget	2013 Budget	2012 Budget	2011 Budget
Regular	1.94	-	1.94	1.94	1.95	1.96
Part-Time/Temporary	-	-	-	-	-	-
Request for Program Improvement	-	-	-	-	-	-
Total	1.94	-	1.94	1.94	1.95	1.96

**WOOD COUNTY BUDGET
SUMMARY SHEET
2015**

DEPT A/C NAME FUNCTION	3 VICTIM WITNESS TASK FORCE 51316
---------------------------------------	--

Category	2015 Adopted Budget	% Inc(Decr) 2014 Budget	2014 Revised Budget	Actual Through 6/30/2014	2014 Estimated	2013 Actual
Personal Services	\$ -	N/A	\$ -	\$ -	\$ -	\$ -
Contractual Services	920	15.00%	800	250	750	839
Supplies and Expense	100	-33.33%	150	106	-	307
Fixed Charges	-	N/A	-	-	-	-
Debt Service	-	N/A	-	-	-	-
Grants, Contributions & Other	-	N/A	-	-	-	-
Total Operating Expenditures	1,020	7.37%	950	356	750	1,147
Capital Outlay	-	N/A	-	-	-	-
Other Financing Uses	-	N/A	-	-	-	-
Total Expenditures	\$ 1,020	7.37%	\$ 950	\$ 356	\$ 750	\$ 1,147
Taxes	-	N/A	-	-	-	-
Intergovernmental	-	N/A	-	-	-	-
Licenses and Permits	-	N/A	-	-	-	-
Fines, Forfeits and Penalties	-	N/A	-	-	-	-
Public Charges for Services	-	N/A	-	-	-	-
Intergovernmental Charges	-	N/A	-	-	-	-
Miscellaneous	1,800	0.00%	1,800	770	1,570	1,720
Other Financing Sources	-	N/A	-	-	-	-
Total Revenues	\$ 1,800	0.00%	\$ 1,800	\$ 770	\$ 1,570	\$ 1,720
Beginning Carryover	4,389	N/A	-	3,569	3,569	-
Ending Carryover	5,169	N/A	-	3,983	4,389	3,569
Tax Levy	\$ -	-100.00%	\$ (850)	\$ -	\$ -	\$ 2,996

Number of Positions (FTE's)	2015 Adopted	Incr/Decr 2014 Budget	2014 Budget	2013 Budget	2012 Budget	2011 Budget
Regular	-	-	-	-	-	-
Part-Time/Temporary	-	-	-	-	-	-
Request for Program Improvement	-	-	-	-	-	-
Total	-	-	-	-	-	-

Corporation Counsel

Statement of Purpose

The Office of Corporation Counsel exists to advise and advocate for the protection and commitments of Wood County through its work of advice, counsel, interpretation, advocacy, enforcement, support, and influence for Wood County departments and officials

Department Goals

Goal 1: Provide general legal services to departments, committees, and the county board.

- Draft and review contracts, leases, ordinances & resolutions.
- Draft and review case pleadings and communications.
- Develop and disseminate legal opinions.

Goal 2: Prosecute ordinance violations.

- Assist departments in pre-litigation negotiations.
- Prosecute ordinance violations referred by departments.
- Pursue compliance of court orders (collection of forfeitures).

Goal 3: Represent the county in commitment proceedings.

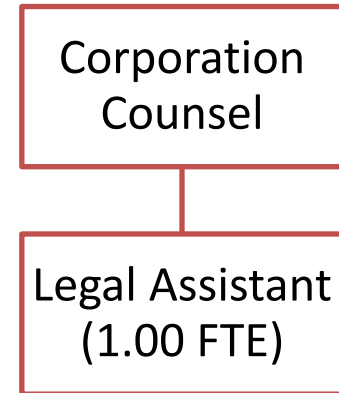
- Prosecute mental and alcohol commitments.
- Pursue guardianships and protective placements when requested by County social workers.

Goal 4: Represent the Child Support Agency.

- Assist in developing and maintaining litigation related policies.
- Draft, review, and revise legal pleadings.
- Represent the Child Support agency in court.

Goal 5: Provide in-house counsel services.

- Update departments on changes in the laws and their impacts.
- Advise and represent departments in administrative proceedings.
- Respond to department/staff inquiries on the application of the laws.
- Oversee compliance with the ADA, open meetings law, public records law, HIPAA, etc.
- Serve as parliamentarian.



Number of Positions (FTE)	2014	2013	2012	2011	2010	2009	2008	2007	2006	2005	2004	2003
Total	1.97	1.97	1.97	1.97	1.97	2.20	2.27	2.35	2.38	2.51	2.51	2.51

**WOOD COUNTY BUDGET
SUMMARY SHEET
2015**

DEPT	2	CORPORATION COUNSEL CORP COUNSEL 51320
A/C NAME		
FUNCTION		

Category	2015 Adopted Budget	% Incr(Decr) 2014 Budget	2014 Revised Budget	Actual Through 6/30/2014	2014 Estimated	2013 Actual
Personnel Services	\$ 189,278	3.50%	\$ 182,886	\$ 87,154	\$ 183,438	\$ 177,112
Contractual Services	6,555	-35.96%	10,235	1,501	5,995	7,095
Supplies and Expense	7,580	-8.67%	8,300	3,229	7,190	6,530
Fixed Charges	8,759	6.14%	8,252	4,753	8,252	8,533
Debt Service	-	N/A	-	-	-	-
Grants, Contributions & Other	-	N/A	-	-	-	-
Total Operating Expenditures	212,172	1.19%	209,673	96,638	204,875	199,271
Capital Outlay	-	N/A	-	-	-	-
Other Financing Uses	-	N/A	-	-	-	-
Total Expenditures	\$ 212,172	1.19%	\$ 209,673	\$ 96,638	\$ 204,875	\$ 199,271
Taxes	-	N/A	-	-	-	-
Intergovernmental	-	N/A	-	-	-	-
Licenses and Permits	-	N/A	-	-	-	-
Fines, Forfeits and Penalties	-	N/A	-	-	-	-
Public Charges for Services	4,000	100.00%	2,000	3,200	4,000	5,850
Intergovernmental Charges	13,500	3.85%	13,000	6,321	13,000	13,280
Miscellaneous	-	N/A	-	-	-	-
Other Financing Sources	-	N/A	-	-	-	-
Total Revenues	\$ 17,500	16.67%	\$ 15,000	\$ 9,521	\$ 17,000	\$ 19,130
Beginning Carryover	-	N/A	-	-	-	-
Ending Carryover	-	N/A	-	-	-	-
Tax Levy	\$ 194,672	0.00%	\$ 194,673	\$ 87,116	\$ 187,875	\$ 180,141

101-0901-61320-000-000 Number of Positions (FTE's)	2015 Adopted	Incr/Decr 2010 Budget	2014 Budget	2013 Budget	2012 Budget	2011 Budget
Regular	1.97	-	1.97	1.97	1.97	1.97
Part-Time/Temporary	-	-	-	-	-	-
Request for Program Improvement	-	-	-	-	-	-
Total	1.97	-	1.97	1.97	1.97	1.97

Register of Deeds

Statement of Purpose

The mission of the Register of Deeds Office is to provide the official county repository for Real Estate, Vital and Personal Property records, Federal tax Liens, Bills of Sale, Veteran’s Discharges, Corporation Records, Farm Names, Plats and Certified Survey Maps and to provide safe archival storage and convenient access to these public records while at the same time implement statutory changes, system modernization, program and procedure evaluation and a high level of timely service to our customers.

Programs and Services

Record Documents

Record all documents authorized by law to be recorded in the office of the Register of Deeds by endorsing upon each document the day, hour and minute of reception and the document number, volume and page where same is recorded. Collect recording fees and transfer fee, if required by Wisconsin Statue 59.43.

Register, File, Index and Maintain records

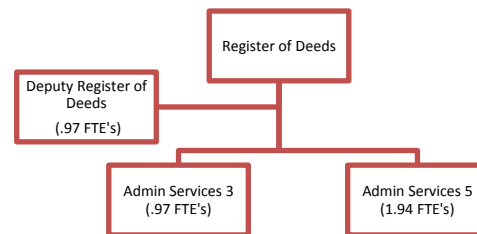
Must register, file, index and maintain the following records:

- Births, deaths, and marriages records Wisconsin Statue 69.07
- Certified survey maps and plats Wisconsin Statue 59.43 and 779.97
- Honorable Military Discharge Wisconsin Statue 45.21

Make available for viewing an index and image of daily recordings Wisconsin Statue 59.43

Return original documents as instructed Wisconsin Statue 59.43

Make and deliver upon request a copy of any record, paper, file or plat in accordance with the statutes and collect fee for the same Wisconsin Statues 69.21, 59.43 and 45.21



Number of Positions (FTE)	2014	2013	2012	2011	2010	2009	2008	2007	2006	2005	2004	2003
Total	4.84	4.84	4.84	4.84	4.84	4.84	4.84	5.47	5.32	5.34	5.34	5.34

WOOD COUNTY REGISTER OF DEEDS BUDGET SUMMARY					
Category	Register of Deeds 51710	Reg of Deeds Redaction 51711	2015 Total	Incr(Decr) 2014 Budget	2014 Total
Personal Services	\$ 300,202	\$ 28,409	\$ 328,611	2.31%	\$ 321,194
Contractual Services	47,380	13,000	60,380	19.54%	50,510
Supplies and Expense	12,400	-	12,400	-6.70%	13,291
Fixed Charges	25,468	-	25,468	2.53%	24,840
Debt Service	-	-	-	N/A	-
Grants, Contributions & Other	-	-	-	N/A	-
Total Operating Expenditures	385,450	41,409	426,859	4.15%	409,835
Capital Outlay	-	-	-	N/A	-
Other Financing Uses	-	-	-	N/A	-
Total Expenditures	\$ 385,450	\$ 41,409	\$ 426,859	4.15%	\$ 409,835
Taxes	83,000	-	83,000	0.00%	83,000
Intergovernmental	-	-	-	N/A	-
Licenses and Permits	-	-	-	N/A	-
Fines, Forfeits and Penalties	-	-	-	N/A	-
Public Charges for Services	309,000	-	309,000	-16.26%	369,000
Intergovernmental Charges	-	-	-	N/A	-
Miscellaneous	-	-	-	N/A	-
Other Financing Sources	-	-	-	N/A	-
Total Revenues	\$ 392,000	\$ -	\$ 392,000	-13.27%	\$ 452,000
Beginning Carryover	-	128,208	128,208	23.82%	103,540
Ending Carryover	-	86,799	86,799	-37.62%	139,156
Tax Levy	\$ (6,550)	\$ -	\$ (6,550)	0.02%	\$ (6,549)
Wages & Fringes Contingency	28,409	(28,409)	-	N/A	-
Net Tax Levy	\$ 21,859	\$ (28,409)	\$ (6,550)	0.00%	\$ 6,549
Number of Positions (FTEs)	4.36	0.49	4.84	0.00	4.84

**WOOD COUNTY BUDGET
SUMMARY SHEET
2015**

DEPT A/C NAME FUNCTION	2	REGISTER OF DEEDS REGISTER OF DEEDS 51710				
Category	2015 Adopted Budget	% Incr (Decr) 2014 Budget	2014 Revised Budget	Actual Through 6/30/2014	2014 Estimated	2013 Actual
Personal Services	\$ 300,202	0.13%	\$ 299,810	\$ 135,435	\$ 301,039	\$ 304,423
Contractual Services	47,380	-0.27%	47,510	42,746	45,440	45,951
Supplies and Expense	12,400	-6.70%	13,291	4,216	10,537	8,663
Fixed Charges	25,468	2.53%	24,840	13,397	24,840	25,051
Debt Service	-	N/A	-	-	-	-
Grants, Contributions & Other	-	N/A	-	-	-	-
Total Operating Expenditures	385,450	0.00%	385,451	195,793	381,856	384,088
Capital Outlay	-	N/A	-	-	-	-
Other Financing Uses	-	N/A	-	-	-	-
Total Expenditures	\$ 385,450	0.00%	\$ 385,451	\$ 195,793	\$ 381,856	\$ 384,088
Taxes	83,000	0.00%	83,000	33,342	86,000	103,217
Intergovernmental	-	N/A	-	-	-	-
Licenses and Permits	-	N/A	-	-	-	-
Fines, Forfeits and Penalties	-	N/A	-	-	-	-
Public Charges for Services	309,000	0.00%	309,000	110,677	271,000	315,622
Intergovernmental Charges	-	N/A	-	-	-	-
Miscellaneous	-	N/A	-	8	18	26
Other Financing Sources	-	N/A	-	-	-	-
Total Revenues	\$ 392,000	0.00%	\$ 392,000	\$ 144,028	\$ 357,018	\$ 418,865
Beginning Carryover	-	N/A	-	-	-	-
Ending Carryover	-	N/A	-	-	-	-
Tax Levy	\$ (6,550)	0.02%	\$ (6,549)	\$ 51,765	\$ 24,838	\$ (34,777)

101-2401-61710-000-000 Number of Positions (FTE's)	2015 Adopted	Incr/Decr 2014 Budget	2014 Budget	2013 Budget	2012 Budget	2011 Budget
Regular	4.36	(0.48)	4.84	4.84	4.84	4.84
Part-Time/Temporary	-	-	-	-	-	-
Request for Program Improvement	-	-	-	-	-	-
Total	4.36	(0.48)	4.84	4.84	4.84	4.84

**WOOD COUNTY BUDGET
SUMMARY SHEET
2015**

DEPT A/C NAME FUNCTION	3	REGISTER OF DEEDS REG OF DEEDS-REDACTION 51711				
Category	2015 Adopted Budget	% Incr (Decr) 2014 Budget	2014 Revised Budget	Actual Through 6/30/2014	2014 Estimated	2013 Actual
Personal Services	\$ 28,409	32.85%	\$ 21,384	\$ 17,815	\$ 21,382	\$ -
Contractual Services	13,000	333.33%	3,000	-	2,350	3,635
Supplies and Expense	-	N/A	-	-	-	-
Fixed Charges	-	N/A	-	-	-	-
Debt Service	-	N/A	-	-	-	-
Grants, Contributions & Other	-	N/A	-	-	-	-
Total Operating Expenditures	41,409	69.82%	24,384	17,815	23,732	3,635
Capital Outlay	-	N/A	-	-	-	-
Other Financing Uses	-	N/A	-	-	-	-
Total Expenditures	\$ 41,409	69.82%	\$ 24,384	\$ 17,815	\$ 23,732	\$ 3,635
Taxes	-	N/A	-	-	-	-
Intergovernmental	-	N/A	-	-	-	-
Licenses and Permits	-	N/A	-	-	-	-
Fines, Forfeits and Penalties	-	N/A	-	-	-	-
Public Charges for Services	-	-100.00%	60,000	19,350	48,400	62,375
Intergovernmental Charges	-	N/A	-	-	-	-
Miscellaneous	-	N/A	-	-	-	-
Other Financing Sources	-	N/A	-	-	-	-
Total Revenues	\$ -	-100.00%	\$ 60,000	\$ 19,350	\$ 48,400	\$ 62,375
Beginning Carryover	128,208	23.82%	103,540	103,540	103,540	44,800
Ending Carryover	86,799	-37.62%	139,156	105,075	128,208	103,540
Tax Levy	\$ -	N/A	\$ -	\$ -	\$ -	\$ -

	2015 Adopted	Incr/Decr 2014 Budget	2014 Budget	2013 Budget	2012 Budget	2011 Budget
Number of Positions (FTE's)						
Regular	0.49	0.49	-	-	-	-
Part-Time/Temporary	-	-	-	-	-	-
Request for Program Improvement	-	-	-	-	-	-
Total	0.49	0.49	-	-	-	-

County Clerk

Statement of Purpose

The Wood County Clerk is the chief election official and conducts all federal, state, county, local and school elections.

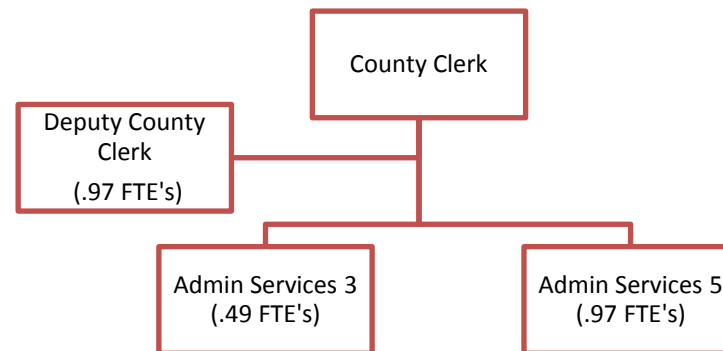
The County Clerk issues marriage licenses, declarations of domestic partnerships, temporary car license plates, timber cutting permits and distributes the state dog licenses to local municipal treasurers. The Clerk accepts applications for Passports. This department is the filing agent for Farmland Preservation applications, receives claims filed against Wood County and keeps records of Wood County contracts and leases.

This office compiles and distributes the Official Directory for Wood County, publishes the Property Valuation Statistical report and the Proceedings of the Wood County Board of Supervisors.

The County Clerk is the official clerk to the Wood County Board of Supervisors. All county board minutes, resolutions and ordinances are on file in this office. The Clerk is responsible for public notice of all agendas, minutes and ordinances.

Upon approval of the county budget, the Clerk apportions taxes to each of the 34 Wood County municipalities.

The County Clerk performs all administrative duties as per Wisconsin State Statutes.



Number of Positions (FTE)	2014	2013	2012	2011	2010	2009	2008	2007	2006	2005	2004	2003
Elected	1.00	1.00	1.00	1.00	1.00	1.00	1.00	1.00	1.00	1.00	1.00	1.00
Non-Represented	2.39	2.39	2.39	2.39	2.40	2.41	2.41	2.41	2.41	2.41	2.41	2.41
Total	3.39	3.39	3.39	3.39	3.40	3.41	3.41	3.41	3.41	3.41	3.41	3.41

WOOD COUNTY CLERK BUDGET SUMMARY								
Category	Committees & Commissions 51120	County Clerk 51420	Postage Meter 51424	Elections 51440	Information & Communication 51453	2015 Total	Incr(Decr) 2014 Budget	2014 Total
Personal Services	\$ 102,605	\$ 247,649	\$ -	\$ 350	\$ -	\$ 350,604	3.15%	\$ 339,890
Contractual Services	500	7,760	-	-	18,000	26,260	-2.96%	27,060
Supplies and Expense	56,270	30,650	6,500	51,500	900	145,820	-24.82%	193,965
Fixed Charges	-	24,493	6,678	-	-	31,171	-5.84%	33,103
Debt Service	-	-	-	-	-	-	N/A	-
Grants, Contributions & Other	-	-	-	-	-	-	N/A	-
Total Operating Expenditures	159,375	310,552	13,178	51,850	18,900	553,855	-6.76%	594,018
Capital Outlay	-	-	-	-	-	-	N/A	-
Other Financing Uses	-	-	-	-	-	-	N/A	-
Total Expenditures	\$ 159,375	\$ 310,552	\$ 13,178	\$ 51,850	\$ 18,900	\$ 553,855	-6.76%	\$ 594,018
Taxes	-	-	-	-	-	-	N/A	-
Intergovernmental	-	-	-	-	-	-	N/A	-
Licenses and Permits	-	13,500	-	-	-	13,500	0.00%	13,500
Fines, Forfeits and Penalties	-	-	-	-	-	-	N/A	-
Public Charges for Services	-	26,300	-	12,500	-	38,800	-14.35%	45,300
Intergovernmental Charges	-	-	-	-	-	-	N/A	-
Miscellaneous	-	-	-	-	-	-	N/A	-
Other Financing Sources	-	-	-	-	-	-	N/A	-
Total Revenues	\$ -	\$ 39,800	\$ -	\$ 12,500	\$ -	\$ 52,300	-11.05%	\$ 58,800
Beginning Carryover	-	-	-	113,900	-	113,900	-1.46%	115,593
Ending Carryover	-	-	-	158,585	-	158,585	31.66%	120,452
Tax Levy	\$ 159,375	\$ 270,752	\$ 13,178	\$ 84,035	\$ 18,900	\$ 546,240	1.14%	\$ 540,077
Wages & Fringes Contingency	-	-	-	-	-	-	N/A	-
Net Tax Levy	\$ 159,375	\$ 270,752	\$ 13,178	\$ 84,035	\$ 18,900	\$ 546,240	1.14%	\$ 540,077
Number of Positions (FTE's)	-	3.39	-	0.00	-	3.40	0.01	3.39

WOOD COUNTY BUDGET SUMMARY SHEET 2015						
DEPT A/C NAME FUNCTION	2	COUNTY CLERK SUMMARY TOTAL				
Category	2015 Adopted Budget	% Incr(Decr) 2014 Budget	2014 Revised Budget	Actual Through 6/30/2014	2014 Estimated	2013 Actual
Personal Services	\$ 350,604	3.15%	\$ 339,890	\$ 157,274	\$ 339,767	\$ 320,857
Contractual Services	26,260	-2.96%	27,060	13,636	23,100	20,300
Supplies and Expense	145,820	-24.82%	193,965	84,858	186,015	131,557
Fixed Charges	31,171	-5.84%	33,103	16,777	29,332	32,846
Debt Service	-	N/A	-	-	-	-
Grants, Contributions & Other	-	N/A	-	-	-	-
Total Operating Expenditures	553,855	-6.76%	594,018	272,544	578,214	505,560
Capital Outlay	-	N/A	-	-	-	-
Other Financing Uses	-	N/A	-	-	-	-
Total Expenditures	\$ 553,855	-6.76%	\$ 594,018	\$ 272,544	\$ 578,214	\$ 505,560
Taxes	-	N/A	-	-	-	-
Intergovernmental	-	N/A	-	-	-	-
Licenses and Permits	13,500	0.00%	13,500	5,468	13,500	14,418
Fines, Forfeits and Penalties	-	N/A	-	-	-	-
Public Charges for Services	38,800	-14.35%	45,300	17,599	41,030	47,630
Intergovernmental Charges	-	N/A	-	-	-	-
Miscellaneous	-	N/A	-	-	-	-
Other Financing Sources	-	N/A	-	-	-	-
Total Revenues	\$ 52,300	-11.05%	\$ 58,800	\$ 23,067	\$ 54,530	\$ 62,048
Beginning Carryover	113,900	-1.46%	115,593	105,923	105,923	61,846
Ending Carryover	158,585	31.66%	120,452	156,888	113,900	105,923
Tax Levy	\$ 546,240	1.14%	\$ 540,077	\$ 300,443	\$ 531,661	\$ 487,588

	2015 Adopted	Incr/Decr 2010 Budget	2014 Budget	2013 Budget	2012 Budget	2011 Budget
Number of Positions (FTE's)						
Regular	3.40	0.01	3.39	3.39	3.39	3.39
Part-Time/Temporary	-	-	-	-	-	-
Request for Program Improvement	-	-	-	-	-	-
Total	3.40	0.01	3.39	3.39	3.39	3.39

WOOD COUNTY BUDGET SUMMARY SHEET 2015						
DEPT A/C NAME FUNCTION	3 COUNTY CLERK 0 0					
Category	2015 Adopted Budget	% Incr(Decr) 2014 Budget	2014 Revised Budget	Actual Through 6/30/2014	2014 Estimated	2013 Actual
B						
Personal Services	\$ 500	0.00%	\$ 500	\$ 411	\$ 500	\$ 86
Contractual Services	-	N/A	-	-	-	-
Supplies and Expense	-	N/A	-	-	-	-
Fixed Charges	-	N/A	-	-	-	-
Debt Service	-	N/A	-	-	-	-
Grants, Contributions & Other	-	N/A	-	-	-	-
Total Operating Expenditures	500	0.00%	500	411	500	86
Capital Outlay	-	N/A	-	-	-	-
Other Financing Uses	-	N/A	-	-	-	-
Total Expenditures	\$ 500	0.00%	\$ 500	\$ 411	\$ 500	\$ 86
Taxes	-	N/A	-	-	-	-
Intergovernmental	-	N/A	-	-	-	-
Licenses and Permits	-	N/A	-	-	-	-
Fines, Forfeits and Penalties	-	N/A	-	-	-	-
Public Charges for Services	-	N/A	-	-	-	-
Intergovernmental Charges	-	N/A	-	-	-	-
Miscellaneous	-	N/A	-	-	-	-
Other Financing Sources	-	N/A	-	-	-	-
Total Revenues	\$ -	N/A	\$ -	\$ -	\$ -	\$ -
Beginning Carryover		N/A				
Ending Carryover		N/A				
Tax Levy	\$ 500	0.00%	\$ 500	\$ 411	\$ 500	\$ 86
Number of Positions (FTE's)	2015 Adopted	Incr/Decr 2010 Budget	2014 Budget	2013 Budget	2012 Budget	2011 Budget
Regular	-	-	-	-	-	-
Part-Time/Temporary	-	-	-	-	-	-
Request for Program Improvement	-	-	-	-	-	-
Total	-	-	-	-	-	-

WOOD COUNTY BUDGET SUMMARY SHEET 2015						
DEPT A/C NAME FUNCTION	2	COUNTY CLERK COMMITTEES & COMMISSIONS 51120				
Category	2015 Adopted Budget	% Incr(Decr) 2014 Budget	2014 Revised Budget	Actual Through 6/30/2014	2014 Estimated	2013 Actual
Personal Services	\$ 102,605	5.10%	\$ 97,627	\$ 41,616	\$ 97,627	\$ 93,141
Contractual Services	500	0.00%	500	411	500	86
Supplies and Expense	56,270	-10.85%	63,115	40,476	63,683	52,105
Fixed Charges	-	N/A	-	-	-	-
Debt Service	-	N/A	-	-	-	-
Grants, Contributions & Other	-	N/A	-	-	-	-
Total Operating Expenditures	159,375	-1.16%	161,242	82,503	161,810	145,333
Capital Outlay	-	N/A	-	-	-	-
Other Financing Uses	-	N/A	-	-	-	-
Total Expenditures	\$ 159,375	-1.16%	\$ 161,242	\$ 82,503	\$ 161,810	\$ 145,333
Taxes	-	N/A	-	-	-	-
Intergovernmental	-	N/A	-	-	-	-
Licenses and Permits	-	N/A	-	-	-	-
Fines, Forfeits and Penalties	-	N/A	-	-	-	-
Public Charges for Services	-	N/A	-	-	-	-
Intergovernmental Charges	-	N/A	-	-	-	-
Miscellaneous	-	N/A	-	-	-	-
Other Financing Sources	-	N/A	-	-	-	-
Total Revenues	\$ -	N/A	\$ -	\$ -	\$ -	\$ -
Beginning Carryover	-	N/A	-	-	-	-
Ending Carryover	-	N/A	-	-	-	-
Tax Levy	\$ 159,375	-1.16%	\$ 161,242	\$ 82,503	\$ 161,810	\$ 145,333
Number of Positions (FTE's)	2015 Adopted	Incr/Decr 2010 Budget	2014 Budget	2013 Budget	2012 Budget	2011 Budget
Regular	-	-	-	-	-	-
Part-Time/Temporary	-	-	-	-	-	-
Request for Program Improvement	-	-	-	-	-	-
Total	-	-	-	-	-	-

WOOD COUNTY BUDGET SUMMARY SHEET 2015						
DEPT A/C NAME FUNCTION	6	COUNTY CLERK COUNTY CLERK 51420				
Category	2015 Adopted Budget	% Incr(Decr) 2014 Budget	2014 Revised Budget	Actual Through 6/30/2014	2014 Estimated	2013 Actual
Personal Services	\$ 247,649	2.51%	\$ 241,587	\$ 115,361	\$ 241,587	\$ 227,415
Contractual Services	7,760	-9.35%	8,560	7,136	9,600	7,737
Supplies and Expense	30,650	-6.70%	32,850	7,796	27,410	20,682
Fixed Charges	24,493	-9.63%	27,103	13,382	23,498	27,026
Debt Service	-	N/A	-	-	-	-
Grants, Contributions & Other	-	N/A	-	-	-	-
Total Operating Expenditures	310,552	0.15%	310,100	143,674	302,095	282,861
Capital Outlay	-	N/A	-	-	-	-
Other Financing Uses	-	N/A	-	-	-	-
Total Expenditures	\$ 310,552	0.15%	\$ 310,100	\$ 143,674	\$ 302,095	\$ 282,861
Taxes	-	N/A	-	-	-	-
Intergovernmental	-	N/A	-	-	-	-
Licenses and Permits	13,500	0.00%	13,500	5,468	13,500	14,418
Fines, Forfeits and Penalties	-	N/A	-	-	-	-
Public Charges for Services	26,300	-19.82%	32,800	17,569	28,500	35,087
Intergovernmental Charges	-	N/A	-	-	-	-
Miscellaneous	-	N/A	-	-	-	-
Other Financing Sources	-	N/A	-	-	-	-
Total Revenues	\$ 39,800	-14.04%	\$ 46,300	\$ 23,037	\$ 42,000	\$ 49,505
Beginning Carryover	-	N/A	-	-	-	-
Ending Carryover	-	N/A	-	-	-	-
Tax Levy	\$ 270,752	2.64%	\$ 263,800	\$ 120,637	\$ 260,095	\$ 233,355

101-0601-61420-000-000 Number of Positions (FTE's)	2015 Adopted	Incr/Decr 2010 Budget	2014 Budget	2013 Budget	2012 Budget	2011 Budget
Regular	3.39	-	3.39	3.39	3.39	3.39
Part-Time/Temporary	-	-	-	-	-	-
Request for Program Improvement	-	-	-	-	-	-
Total	3.39	-	3.39	3.39	3.39	3.39

WOOD COUNTY BUDGET SUMMARY SHEET 2015						
DEPT A/C NAME FUNCTION	7	COUNTY CLERK POSTAGE METER 51424				
Category	2015 Adopted Budget	% Incr(Decr) 2014 Budget	2014 Revised Budget	Actual Through 6/30/2014	2014 Estimated	2013 Actual
Personal Services	\$ -	N/A	\$ -	\$ -	\$ -	\$ -
Contractual Services	-	N/A	-	-	-	-
Supplies and Expense	6,500	0.00%	6,100	3,761	6,287	6,059
Fixed Charges	6,678	0.00%	6,000	3,395	5,834	5,820
Debt Service	-	N/A	-	-	-	-
Grants, Contributions & Other	-	N/A	-	-	-	-
Total Operating Expenditures	13,178	0.00%	12,100	7,156	12,121	11,879
Capital Outlay	-	N/A	-	-	-	-
Other Financing Uses	-	N/A	-	-	-	-
Total Expenditures	\$ 13,178	8.91%	\$ 12,100	\$ 7,156	\$ 12,121	\$ 11,879
Taxes	-	N/A	-	-	-	-
Intergovernmental	-	N/A	-	-	-	-
Licenses and Permits	-	N/A	-	-	-	-
Fines, Forfeits and Penalties	-	N/A	-	-	-	-
Public Charges for Services	-	N/A	-	-	-	-
Intergovernmental Charges	-	N/A	-	-	-	-
Miscellaneous	-	N/A	-	-	-	-
Other Financing Sources	-	N/A	-	-	-	-
Total Revenues	\$ -	N/A	\$ -	\$ -	\$ -	\$ -
Beginning Carryover	-	N/A	-	-	-	-
Ending Carryover	-	N/A	-	-	-	-
Tax Levy	\$ 13,178	8.91%	\$ 12,100	\$ 7,156	\$ 12,121	\$ 11,879
Number of Positions (FTE's)	2015 Adopted	Incr/Decr 2010 Budget	2014 Budget	2013 Budget	2012 Budget	2011 Budget
Regular	-	-	-	-	-	-
Part-Time/Temporary	-	-	-	-	-	-
Request for Program Improvement	-	-	-	-	-	-
Total	-	-	-	-	-	-

WOOD COUNTY BUDGET SUMMARY SHEET 2015						
DEPT A/C NAME FUNCTION	8	COUNTY CLERK ELECTIONS 51440				
Category	2015 Adopted Budget	% Incr(Decr) 2014 Budget	2014 Revised Budget	Actual Through 6/30/2014	2014 Estimated	2013 Actual
Personal Services	\$ 350	-48.22%	\$ 676	\$ 297	\$ 553	\$ 301
Contractual Services	-	N/A	-	-	-	-
Supplies and Expense	51,500	-43.41%	91,000	32,803	88,035	52,201
Fixed Charges	-	N/A	-	-	-	-
Debt Service	-	N/A	-	-	-	-
Grants, Contributions & Other	-	N/A	-	-	-	-
Total Operating Expenditures	51,850	-43.44%	91,676	33,100	88,588	52,501
Capital Outlay	-	N/A	-	-	-	-
Other Financing Uses	-	N/A	-	-	-	-
Total Expenditures	\$ 51,850	-43.44%	\$ 91,676	\$ 33,100	\$ 88,588	\$ 52,501
Taxes	-	N/A	-	-	-	-
Intergovernmental	-	N/A	-	-	-	-
Licenses and Permits	-	N/A	-	-	-	-
Fines, Forfeits and Penalties	-	N/A	-	-	-	-
Public Charges for Services	12,500	0.00%	12,500	30	12,530	12,543
Intergovernmental Charges	-	N/A	-	-	-	-
Miscellaneous	-	N/A	-	-	-	-
Other Financing Sources	-	N/A	-	-	-	-
Total Revenues	\$ 12,500	0.00%	\$ 12,500	\$ 30	\$ 12,530	\$ 12,543
Beginning Carryover	113,900	-1.46%	115,593	105,923	105,923	61,846
Ending Carryover	158,585	31.66%	120,452	156,888	113,900	105,923
Tax Levy	\$ 84,035	0.00%	\$ 84,035	\$ 84,035	\$ 84,035	\$ 84,035
Number of Positions (FTE's)	2015 Adopted	Incr/Decr 2010 Budget	2014 Budget	2013 Budget	2012 Budget	2011 Budget
Regular	-	-	-	-	-	-
Part-Time/Temporary	-	-	-	-	-	-
Request for Program Improvement	-	-	-	-	-	-
Total	-	-	-	-	-	-

WOOD COUNTY BUDGET SUMMARY SHEET 2015						
DEPT A/C NAME FUNCTION	9	COUNTY CLERK INFORMATION & COMMUNICATION 51453				
Category	2015 Adopted Budget	% Incr(Decr) 2014 Budget	2014 Revised Budget	Actual Through 6/30/2014	2014 Estimated	2013 Actual
Personal Services	\$ -	N/A	\$ -	\$ -	\$ -	\$ -
Contractual Services	18,000	0.00%	18,000	6,089	13,000	12,477
Supplies and Expense	900	0.00%	900	22	600	510
Fixed Charges	-	N/A	-	-	-	-
Debt Service	-	N/A	-	-	-	-
Grants, Contributions & Other	-	N/A	-	-	-	-
Total Operating Expenditures	18,900	0.00%	18,900	6,111	13,600	12,987
Capital Outlay	-	N/A	-	-	-	-
Other Financing Uses	-	N/A	-	-	-	-
Total Expenditures	\$ 18,900	0.00%	\$ 18,900	\$ 6,111	\$ 13,600	\$ 12,987
Taxes	-	N/A	-	-	-	-
Intergovernmental	-	N/A	-	-	-	-
Licenses and Permits	-	N/A	-	-	-	-
Fines, Forfeits and Penalties	-	N/A	-	-	-	-
Public Charges for Services	-	N/A	-	-	-	-
Intergovernmental Charges	-	N/A	-	-	-	-
Miscellaneous	-	N/A	-	-	-	-
Other Financing Sources	-	N/A	-	-	-	-
Total Revenues	\$ -	N/A	\$ -	\$ -	\$ -	\$ -
Beginning Carryover	-	N/A	-	-	-	-
Ending Carryover	-	N/A	-	-	-	-
Tax Levy	\$ 18,900	0.00%	\$ 18,900	\$ 6,111	\$ 13,600	\$ 12,987
Number of Positions (FTE's)	2015 Adopted	Incr/Decr 2010 Budget	2014 Budget	2013 Budget	2012 Budget	2011 Budget
Regular	-	-	-	-	-	-
Part-Time/Temporary	-	-	-	-	-	-
Request for Program Improvement	-	-	-	-	-	-
Total	-	-	-	-	-	-

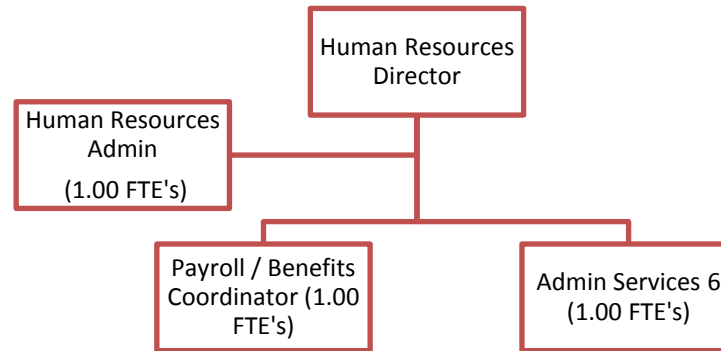
Human Resources and Employee Health Benefits

Statement of Purpose

Wood County is committed to providing excellent service to Wood County residents in all County endeavors. Wood County is also committed to managing in keeping with positive employee relations

In keeping with this Mission, the Wood County Human Resources Department is committed to:

- Insure that County departments have employees who are skilled, trained and committed to their individual missions or assignments at all levels of County government.
- Provide counsel, advice, direct services and assistance relating to work hours, wages, working conditions, staffing, labor relations, human resources and training of employees ensuring that all these activities are conducted in both the spirit and intent of State and Federal programs an mandates in a fiscally prudent manner.
- Counsel the Wood County management team and work to implement policies and practices that are identified as a “best practice” to develop and maintain positive employee relations.



Number of Positions (FTE)	2014	2013	2012	2011	2010	2009	2008	2007	2006	2005	2004	2003
Total	4.06	4.06	4.06	4.06	4.06	4.06	4.23	4.23	4.11	4.11	4.11	4.25

WOOD COUNTY HUMAN RESOURCES DEPARTMENT BUDGET SUMMARY								
Category	Health Plan 51430	Labor Relations 51433	Human Resources 51435	Human Res Prgms 51436	Wellness 51431	2015 Total	Incr(Decr) 2014 Budget	2014 Total
Personal Services	\$ -	\$ -	\$ 415,631	\$ 1,882	\$ 11,480	\$ 428,993	27.15%	\$ 337,384
Contractual Services	265,725	28,200	16,565	-	77,235	387,725	13.19%	342,550
Supplies and Expense	7,688,357	-	21,900	3,000	156,405	7,869,662	-8.87%	8,635,642
Fixed Charges	1,678,831	-	16,918	-	1,716	1,697,465	11.08%	1,528,134
Debt Service	-	-	-	-	-	-	N/A	-
Grants, Contributions & Other	-	-	-	-	-	-	N/A	-
Total Operating Expenditures	9,632,913	28,200	471,014	4,882	246,836	10,383,845	-4.24%	10,843,710
Capital Outlay	-	-	-	-	-	-	N/A	-
Other Financing Uses	246,836	-	-	-	-	246,836	93.33%	127,679
Total Expenditures	\$ 9,879,749	\$ 28,200	\$ 471,014	\$ 4,882	\$ 246,836	\$ 10,630,681	-3.11%	\$ 10,971,389
Taxes	-	-	-	-	-	-	N/A	-
Intergovernmental	-	-	-	-	-	-	N/A	-
Licenses and Permits	-	-	-	-	-	-	N/A	-
Fines, Forfeits and Penalties	-	-	-	-	-	-	N/A	-
Public Charges for Services	1,219,930	-	350	-	-	1,220,280	1.51%	1,202,090
Intergovernmental Charges	8,375,040	-	-	-	-	8,375,040	1.74%	8,231,720
Miscellaneous	451,300	-	3	-	-	451,303	-49.76%	898,303
Other Financing Sources	-	-	-	-	246,836	246,836	93.33%	127,679
Total Revenues	\$ 10,046,270	\$ -	\$ 353	\$ -	\$ 246,836	\$ 10,293,459	-1.59%	\$ 10,459,792
Beginning Carryover	8,203,735	13,200	-	-	-	8,216,935	6.10%	7,744,635
Ending Carryover	8,370,256	13,200	-	-	-	8,383,456	9.27%	7,672,341
Tax Levy	\$ -	\$ 28,200	\$ 470,661	\$ 4,882	\$ -	\$ 503,743	14.67%	\$ 439,303
Wage & Fringe Contingency	-	-	11,480	-	(11,480)	-	0.00%	-
Net Tax Levy	\$ -	\$ 28,200	\$ 482,141	\$ 4,882	\$ (11,480)	\$ 503,743	14.67%	\$ 439,303
Number of Positions (FTE's)	-	-	5.06	-	-	5.06	1.00	4.06

**WOOD COUNTY BUDGET
SUMMARY SHEET
2015**

DEPT A/C NAME FUNCTION	5	HUMAN RESOURCES SUMMARY TOTAL				
Category	2015 Adopted Budget	% Incr (Decr) 2014 Budget	2014 Revised Budget	Actual Through 6/30/2014	2014 Estimated	2013 Actual
Personal Services	\$ 428,993	27.15%	\$ 337,384	\$ 159,858	\$ 331,721	\$ 317,472
Contractual Services	387,725	13.19%	342,550	132,141	320,209	329,657
Supplies and Expense	7,869,662	-8.87%	8,635,642	3,929,100	7,905,597	8,565,114
Fixed Charges	1,697,465	11.08%	1,528,134	635,051	1,268,534	1,157,644
Debt Service	-	N/A	-	-	-	-
Grants, Contributions & Other	-	N/A	-	4,679	4,679	-
Total Operating Expenditures	10,383,845	-4.24%	10,843,710	4,860,829	9,830,739	10,369,887
Capital Outlay	-	N/A	-	-	-	-
Other Financing Uses	246,836	93.33%	127,679	-	125,479	111,558
Total Expenditures	\$ 10,630,681	-3.11%	\$ 10,971,389	\$ 4,860,829	\$ 9,956,218	\$ 10,481,445
Taxes	-	N/A	-	-	-	-
Intergovernmental	-	N/A	-	-	-	-
Licenses and Permits	-	N/A	-	-	-	-
Fines, Forfeits and Penalties	-	N/A	-	-	-	-
Public Charges for Services	1,220,280	1.51%	1,202,090	594,186	1,188,240	1,114,086
Intergovernmental Charges	8,375,040	1.74%	8,231,720	4,122,769	8,245,538	7,828,555
Miscellaneous	451,303	-49.76%	898,303	235,033	751,572	897,443
Other Financing Sources	246,836	93.33%	127,679	-	125,479	111,558
Total Revenues	\$ 10,293,459	-1.59%	\$ 10,459,792	\$ 4,951,988	\$ 10,310,829	\$ 9,951,642
Beginning Carryover	8,216,935	6.10%	7,744,635	7,445,035	7,445,035	7,555,283
Ending Carryover	8,383,456	9.27%	7,672,341	7,773,205	8,216,935	7,445,035
Tax Levy	\$ 503,743	14.67%	\$ 439,303	\$ 237,011	\$ 417,290	\$ 419,554

	2015 Adopted	Incr/Decr 2012 Budget	2014 Budget	2013 Budget	2012 Budget	2011 Budget
Number of Positions (FTE's)						
Regular	4.00	-	4.00	4.00	4.00	4.00
Part-Time/Temporary	0.06	-	0.06	0.06	0.06	0.06
Request for Program Improvement	1.00	1.00	-	-	-	-
Total	5.06	1.00	4.06	4.06	4.06	4.06

**WOOD COUNTY BUDGET
SUMMARY SHEET
2015**

DEPT	5	HUMAN RESOURCES
A/C NAME		HEALTH PLAN
FUNCTION		51430

Category	2015 Adopted Budget	% Incr (Decr) 2014 Budget	2014 Revised Budget	Actual Through 6/30/2014	2014 Estimated	2013 Actual
Personal Services	\$ -	N/A	\$ -	\$ -	\$ -	\$ -
Contractual Services	265,725	26.54%	210,000	105,717	211,433	207,074
Supplies and Expense	7,688,357	-10.17%	8,558,647	3,919,088	7,838,174	8,491,038
Fixed Charges	1,678,831	11.34%	1,507,778	624,215	1,248,430	1,137,065
Debt Service	-	N/A	-	-	-	-
Grants, Contributions & Other	-	N/A	-	-	-	-
Total Operating Expenditures	9,632,913	-6.26%	10,276,425	4,649,019	9,298,037	9,835,177
Capital Outlay	-	N/A	-	-	-	-
Other Financing Uses	246,836	93.33%	127,679	-	125,479	111,558
Total Expenditures	\$ 9,879,749	-5.04%	\$ 10,404,104	\$ 4,649,019	\$ 9,423,516	\$ 9,946,735
Taxes	-	N/A	-	-	-	-
Intergovernmental	-	N/A	-	-	-	-
Licenses and Permits	-	N/A	-	-	-	-
Fines, Forfeits and Penalties	-	N/A	-	-	-	-
Public Charges for Services	1,219,930	1.51%	1,201,790	593,787	1,187,574	1,112,669
Intergovernmental Charges	8,375,040	1.74%	8,231,720	4,122,769	8,245,538	7,828,555
Miscellaneous	451,300	-49.76%	898,300	232,567	749,105	895,262
Other Financing Sources	-	N/A	-	-	-	-
Total Revenues	\$ 10,046,270	-2.76%	\$ 10,331,810	\$ 4,949,123	\$ 10,182,217	\$ 9,836,486
Beginning Carryover	8,203,735	5.93%	7,744,635	7,445,035	7,445,035	7,555,283
Ending Carryover	8,370,256	9.10%	7,672,341	7,745,138	8,203,735	7,445,035
Tax Levy	\$ -	N/A	\$ -	\$ -	\$ -	\$ -

Number of Positions (FTE's)	2015 Adopted	Incr/Decr 2012 Budget	2014 Budget	2013 Budget	2012 Budget	2011 Budget
Regular	-	-	-	-	-	-
Part-Time/Temporary	-	-	-	-	-	-
Request for Program Improvement	-	-	-	-	-	-
Total	-	-	-	-	-	-

**WOOD COUNTY BUDGET
SUMMARY SHEET
2015**

DEPT	4	HUMAN RESOURCES LABOR RELATIONS 51433
A/C NAME		
FUNCTION		

Category	2015 Adopted Budget	% Incr (Decr) 2014 Budget	2014 Revised Budget	Actual Through 6/30/2014	2014 Estimated	2013 Actual
Personal Services	\$ -	N/A	\$ -	\$ -	\$ -	\$ -
Contractual Services	28,200	0.00%	28,200	134	15,000	37,478
Supplies and Expense	-	N/A	-	-	-	-
Fixed Charges	-	N/A	-	-	-	-
Debt Service	-	N/A	-	-	-	-
Grants, Contributions & Other	-	N/A	-	-	-	-
Total Operating Expenditures	28,200	0.00%	28,200	134	15,000	37,478
Capital Outlay	-	N/A	-	-	-	-
Other Financing Uses	-	N/A	-	-	-	-
Total Expenditures	\$ 28,200	0.00%	\$ 28,200	\$ 134	\$ 15,000	\$ 37,478
Taxes	-	N/A	-	-	-	-
Intergovernmental	-	N/A	-	-	-	-
Licenses and Permits	-	N/A	-	-	-	-
Fines, Forfeits and Penalties	-	N/A	-	-	-	-
Public Charges for Services	-	N/A	-	-	-	-
Intergovernmental Charges	-	N/A	-	-	-	-
Miscellaneous	-	N/A	-	-	-	-
Other Financing Sources	-	N/A	-	-	-	-
Total Revenues	\$ -	N/A	\$ -	\$ -	\$ -	\$ -
Beginning Carryover	13,200	N/A	-	-	-	-
Ending Carryover	13,200	N/A	-	28,067	13,200	-
Tax Levy	\$ 28,200	0.00%	\$ 28,200	\$ 28,200	\$ 28,200	\$ 37,478

Number of Positions (FTE's)	2015 Adopted	Incr/Decr 2012 Budget	2014 Budget	2013 Budget	2012 Budget	2011 Budget
Regular	-	-	-	-	-	-
Part-Time/Temporary	-	-	-	-	-	-
Request for Program Improvement	-	-	-	-	-	-
Total	-	-	-	-	-	-

**WOOD COUNTY BUDGET
SUMMARY SHEET
2015**

DEPT	2	HUMAN RES	17
A/C NAME		HUMAN RESOURCES	
FUNCTION		51435	

Category	2015 Adopted Budget	% Incr (Decr) 2014 Budget	2014 Revised Budget	Actual Through 6/30/2014	2014 Estimated	2013 Actual
Personnel Services	\$ 415,631	25.21%	\$ 331,942	\$ 159,429	\$ 327,851	\$ 315,067
Contractual Services	16,565	0.27%	16,520	2,496	15,595	21,764
Supplies and Expense	21,900	4.78%	20,900	5,377	14,128	16,146
Fixed Charges	16,918	-9.24%	18,640	9,978	18,388	18,864
Debt Service	-	N/A	-	-	-	-
Grants, Contributions & Other	-	N/A	-	4,679	4,679	-
Total Operating Expenditures	471,014	21.39%	388,002	181,959	380,641	371,840
Capital Outlay	-	N/A	-	-	-	-
Other Financing Uses	-	N/A	-	-	-	-
Total Expenditures	\$ 471,014	21.39%	\$ 388,002	\$ 181,959	\$ 380,641	\$ 371,840
Taxes	-	N/A	-	-	-	-
Intergovernmental	-	N/A	-	-	-	-
Licenses and Permits	-	N/A	-	-	-	-
Fines, Forfeits and Penalties	-	N/A	-	-	-	-
Public Charges for Services	350	16.67%	300	399	666	1,416
Intergovernmental Charges	-	N/A	-	-	-	-
Miscellaneous	3	0.00%	3	2,466	2,467	2,181
Other Financing Sources	-	N/A	-	-	-	-
Total Revenues	\$ 353	16.50%	\$ 303	\$ 2,865	\$ 3,133	\$ 3,597
Beginning Carryover	-	N/A	-	-	-	-
Ending Carryover	-	N/A	-	-	-	-
Tax Levy	\$ 470,661	21.40%	\$ 387,699	\$ 179,094	\$ 377,508	\$ 368,242

101-1703-61435-000-000 Number of Positions (FTE's)	2015 Adopted	Incr/Decr 2012 Budget	2014 Budget	2013 Budget	2012 Budget	2011 Budget
Regular	4.00	-	4.00	4.00	4.00	4.00
Part-Time/Temporary	0.06	-	0.06	0.06	0.06	0.06
Request for Program Improvement	1.00	1.00	-	-	-	-
Total	5.06	1.00	4.06	4.06	4.06	4.06

**WOOD COUNTY BUDGET
SUMMARY SHEET
2015**

DEPT A/C NAME FUNCTION	3	HUMAN RESOURCES HUMAN RESOURCE PROGRAMS 51436				
Category	2015 Adopted Budget	% Incr (Decr) 2014 Budget	2014 Revised Budget	Actual Through 6/30/2014	2014 Estimated	2013 Actual
Personal Services	\$ 1,882	-1.16%	\$ 1,904	\$ 331	\$ 331	\$ 397
Contractual Services	-	-100.00%	18,500	5,598	9,751	12,619
Supplies and Expense	3,000	0.00%	3,000	219	1,500	817
Fixed Charges	-	N/A	-	-	-	-
Debt Service	-	N/A	-	-	-	-
Grants, Contributions & Other	-	N/A	-	-	-	-
Total Operating Expenditures	4,882	-79.14%	23,404	6,148	11,582	13,834
Capital Outlay	-	N/A	-	-	-	-
Other Financing Uses	-	N/A	-	-	-	-
Total Expenditures	\$ 4,882	-79.14%	\$ 23,404	\$ 6,148	\$ 11,582	\$ 13,834
Taxes	-	N/A	-	-	-	-
Intergovernmental	-	N/A	-	-	-	-
Licenses and Permits	-	N/A	-	-	-	-
Fines, Forfeits and Penalties	-	N/A	-	-	-	-
Public Charges for Services	-	N/A	-	-	-	-
Intergovernmental Charges	-	N/A	-	-	-	-
Miscellaneous	-	N/A	-	-	-	-
Other Financing Sources	-	N/A	-	-	-	-
Total Revenues	\$ -	N/A	\$ -	\$ -	\$ -	\$ -
Beginning Carryover	-	N/A	-	-	-	-
Ending Carryover	-	N/A	-	-	-	-
Tax Levy	\$ 4,882	-79.14%	\$ 23,404	\$ 6,148	\$ 11,582	\$ 13,834

Number of Positions (FTE's)	2015 Adopted	Incr/Decr 2012 Budget	2014 Budget	2013 Budget	2012 Budget	2011 Budget
Regular	-	-	-	-	-	-
Part-Time/Temporary	-	-	-	-	-	-
Request for Program Improvement	-	-	-	-	-	-
Total	-	-	-	-	-	-

**WOOD COUNTY BUDGET
SUMMARY SHEET
2015**

DEPT A/C NAME FUNCTION	6	HUMAN RESOURCES WELLNESS 51431				
Category	2015 Adopted Budget	% Incr (Decr) 2014 Budget	2014 Revised Budget	Actual Through 6/30/2014	2014 Estimated	2013 Actual
Personal Services	\$ 11,480	224.48%	\$ 3,538	\$ 98	\$ 3,538	\$ 2,007
Contractual Services	77,235	11.40%	69,330	18,198	68,430	50,721
Supplies and Expense	156,405	194.58%	53,095	4,415	51,795	57,114
Fixed Charges	1,716	0.00%	1,716	858	1,716	1,716
Debt Service	-	N/A	-	-	-	-
Grants, Contributions & Other	-	N/A	-	-	-	-
Total Operating Expenditures	246,836	93.33%	127,679	23,570	125,479	111,558
Capital Outlay	-	N/A	-	-	-	-
Other Financing Uses	-	N/A	-	-	-	-
Total Expenditures	\$ 246,836	93.33%	\$ 127,679	\$ 23,570	\$ 125,479	\$ 111,558
Taxes	-	N/A	-	-	-	-
Intergovernmental	-	N/A	-	-	-	-
Licenses and Permits	-	N/A	-	-	-	-
Fines, Forfeits and Penalties	-	N/A	-	-	-	-
Public Charges for Services	-	N/A	-	-	-	-
Intergovernmental Charges	-	N/A	-	-	-	-
Miscellaneous	-	N/A	-	-	-	-
Other Financing Sources	246,836	93.33%	127,679	-	125,479	111,558
Total Revenues	\$ 246,836	93.33%	\$ 127,679	\$ -	\$ 125,479	\$ 111,558
Beginning Carryover	-	N/A				
Ending Carryover		N/A				
Tax Levy	\$ -	N/A	\$ -	\$ 23,570	\$ -	\$ -

	2015 Adopted	Incr/Decr 2012 Budget	2014 Budget	2013 Budget	2012 Budget	2011 Budget
Number of Positions (FTE's)						
Regular	-	-	-	-	-	-
Part-Time/Temporary	-	-	-	-	-	-
Request for Program Improvement	-	-	-	-	-	-
Total	-	-	-	-	-	-

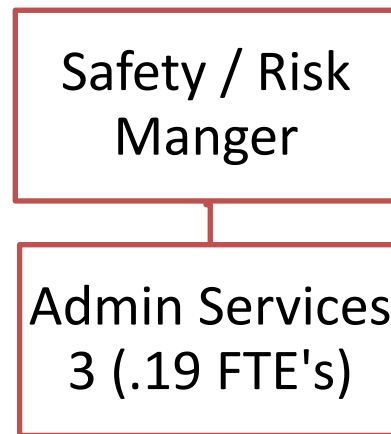
Safety and Risk Management

Statement of Purpose

To plan, develop, coordinate and implement countywide loss prevention and control programs. The purpose of these programs is to provide a safe and healthy work environment for Wood County employees and reduce the number of, severity and cost of workplace injuries and illnesses.

The Safety Department's mission is also to ensure that Wood County is compliant with all applicable regulations imposed by the Wisconsin Department of Commerce (COMM), Department of Workforce Development (DWD) and the Occupational Safety and Health Administration (OSHA).

The primary goal of the Risk Management Department is to protect and preserve the assets of the County, both human and capital, through a comprehensive and cost effective insurance and risk management program.



Number of Positions (FTE)	2014	2013	2012	2011	2010	2009	2008	2007	2006	2005	2004	2003
Total	1.19	1.19	1.19	1.19	1.19	1.19	1.97	1.97	1.97	1.97	1.97	1.97

WOOD COUNTY SAFETY DEPARTMENT BUDGET SUMMARY					
Category	Property & Liability Ins 51931	Workers Comp 51933	2015 Total	Incr(Decr) 2014 Budget	2014 Total
Personal Services	\$ 25,039	\$ 75,120	\$ 100,159	3.39%	\$ 96,874
Contractual Services	-	27,050	27,050	-0.18%	27,100
Supplies and Expense	500	345,950	346,450	0.06%	346,250
Fixed Charges	573,375	30,000	603,375	-0.50%	606,420
Debt Service	-	-	-	N/A	-
Grants, Contributions & Other	-	-	-	N/A	-
Total Operating Expenditures	598,914	478,120	1,077,034	0.04%	1,076,644
Capital Outlay	-	-	-	N/A	-
Other Financing Uses	-	-	-	N/A	-
Total Expenditures	\$ 598,914	\$ 478,120	\$ 1,077,034	0.04%	\$ 1,076,644
Taxes	-	-	-	0.00%	-
Intergovernmental	-	-	-	N/A	-
Licenses and Permits	-	-	-	N/A	-
Fines, Forfeits and Penalties	-	-	-	N/A	-
Public Charges for Services	-	-	-	N/A	-
Intergovernmental Charges	543,886	500,000	1,043,886	4.45%	999,399
Miscellaneous	16,000	-	16,000	0.00%	16,000
Other Financing Sources	-	-	-	N/A	-
Total Revenues	\$ 559,886	\$ 500,000	\$ 1,059,886	4.38%	\$ 1,015,399
Beginning Carryover	30,927	918,608	949,535	2.50%	926,344
Ending Carryover	17,438	940,488	957,926	7.65%	889,818
Tax Levy	\$ 25,539	\$ -	\$ 25,539	3.32%	\$ 24,719
Wage & Fringe Contingency	-	-	-	N/A	-
Net Levy	\$ 25,539	\$ -	\$ 25,539	3.32%	\$ 24,719
Number of Positions (FTE's)	0.30	0.89	1.19	0.00	1.19

**WOOD COUNTY BUDGET
SUMMARY SHEET
2015**

DEPT A/C NAME FUNCTION	10	SAFETY SUMMARY TOTAL				
Category	2015 Adopted Budget	% Incr(Decr) 2014 Budget	2014 Revised Budget	Actual Through 6/30/2009	2014 Estimated	2013 Actual
Personal Services	\$ 100,159	3.39%	\$ 96,874	\$ 46,215	\$ 93,787	\$ 90,879
Contractual Services	27,050	-0.18%	27,100	25,933	27,050	22,845
Supplies and Expense	346,450	0.06%	346,250	72,602	305,400	357,533
Fixed Charges	603,375	-0.50%	606,420	558,169	590,200	539,424
Debt Service	-	N/A	-	-	-	-
Grants, Contributions & Other	-	N/A	-	-	-	-
Total Operating Expenditures	1,077,034	0.04%	1,076,644	702,919	1,016,437	1,010,682
Capital Outlay	-	N/A	-	-	-	-
Other Financing Uses	-	N/A	-	-	-	-
Total Expenditures	\$ 1,077,034	0.04%	\$ 1,076,644	\$ 702,919	\$ 1,016,437	\$ 1,010,682
Taxes	-	N/A	-	-	-	-
Intergovernmental	-	N/A	-	-	-	-
Licenses and Permits	-	N/A	-	-	-	-
Fines, Forfeits and Penalties	-	N/A	-	-	-	-
Public Charges for Services	-	N/A	-	-	-	-
Intergovernmental Charges	1,043,886	4.45%	999,399	740,583	999,399	976,941
Miscellaneous	16,000	0.00%	16,000	659	16,000	21,244
Other Financing Sources	-	N/A	-	-	-	2,459
Total Revenues	\$ 1,059,886	4.38%	\$ 1,015,399	\$ 741,242	\$ 1,015,399	\$ 1,000,645
Beginning Carryover	949,535	2.50%	926,344	926,344	926,344	913,167
Ending Carryover	957,926	7.65%	889,818	964,667	949,535	926,344
Tax Levy	\$ 25,539	3.32%	\$ 24,719	\$ -	\$ 24,229	\$ 23,214

101-2301-61550-000-000 Number of Positions (FTE's)	2015 Adopted	Incr/Decr 2014 Budget	2014 Budget	2013 Budget	2012 Budget	2011 Budget
Regular	1.19	-	1.19	1.19	1.19	1.19
Part-Time/Temporary	-	-	-	-	-	-
Request for Program Improvement	-	-	-	-	-	-
Total	1.19	-	1.19	1.19	1.19	1.19

**WOOD COUNTY BUDGET
SUMMARY SHEET
2015**

DEPT A/C NAME FUNCTION						
4	SAFETY PROP & LIABILITY INSURANCE 51931					
Category	2015 Adopted Budget	% Incr(Decr) 2014 Budget	2014 Revised Budget	Actual Through 6/30/2014	2014 Estimated	2013 Actual
Personal Services	\$ 25,039	3.39%	\$ 24,219	\$ 11,554	\$ 23,729	\$ 22,719
Contractual Services	-	N/A	-	-	-	-
Supplies and Expense	500	0.00%	500	40	500	174
Fixed Charges	573,375	-0.13%	574,100	531,076	562,000	509,096
Debt Service	-	N/A	-	-	-	-
Grants, Contributions & Other	-	N/A	-	-	-	-
Total Operating Expenditures	598,914	0.02%	598,819	542,669	586,229	531,989
Capital Outlay	-	N/A	-	-	-	-
Other Financing Uses	-	N/A	-	-	-	-
Total Expenditures	\$ 598,914	0.02%	\$ 598,819	\$ 542,669	\$ 586,229	\$ 531,989
Taxes	-	N/A	-	-	-	-
Intergovernmental	-	N/A	-	-	-	-
Licenses and Permits	-	N/A	-	-	-	-
Fines, Forfeits and Penalties	-	N/A	-	-	-	-
Public Charges for Services	-	N/A	-	-	-	-
Intergovernmental Charges	543,886	7.83%	504,399	500,434	504,399	523,272
Miscellaneous	16,000	0.00%	16,000	659	16,000	21,244
Other Financing Sources	-	N/A	-	-	-	-
Total Revenues	\$ 559,886	7.59%	\$ 520,399	\$ 501,093	\$ 520,399	\$ 544,516
Beginning Carryover	30,927	-57.36%	72,528	72,528	72,528	36,787
Ending Carryover	17,438	-7.38%	18,827	30,952	30,927	72,528
Tax Levy	\$ 25,539	3.32%	\$ 24,719	\$ -	\$ 24,229	\$ 23,214

'101-2301-61931-000-000 Number of Positions (FTE's)	2015 Adopted	Incr/Decr 2014 Budget	2014 Budget	2013 Budget	2012 Budget	2011 Budget
Regular	0.30	-	0.30	0.30	0.30	0.30
Part-Time/Temporary	-	-	-	-	-	-
Request for Program Improvement	-	-	-	-	-	-
Total	0.30	-	0.30	0.30	0.30	0.30

**WOOD COUNTY BUDGET
SUMMARY SHEET
2015**

DEPT A/C NAME FUNCTION	2	SAFETY WORKERS COMP 51933				
Category	2015 Adopted Budget	% Incr (Decr) 2014 Budget	2014 Revised Budget	Actual Through 6/30/2014	2014 Estimated	2013 Actual
Personal Services	\$ 75,120	3.39%	\$ 72,655	\$ 34,662	\$ 70,058	\$ 68,160
Contractual Services	27,050	-0.18%	27,100	25,933	27,050	22,845
Supplies and Expense	345,950	0.06%	345,750	72,562	304,900	357,359
Fixed Charges	30,000	-7.18%	32,320	27,093	28,200	30,328
Debt Service	-	N/A	-	-	-	-
Grants, Contributions & Other	-	N/A	-	-	-	-
Total Operating Expenditures	478,120	0.06%	477,825	160,250	430,208	478,693
Capital Outlay	-	N/A	-	-	-	-
Other Financing Uses	-	N/A	-	-	-	-
Total Expenditures	\$ 478,120	0.06%	\$ 477,825	\$ 160,250	\$ 430,208	\$ 478,693
Taxes	-	N/A	-	-	-	-
Intergovernmental	-	N/A	-	-	-	-
Licenses and Permits	-	N/A	-	-	-	-
Fines, Forfeits and Penalties	-	N/A	-	-	-	-
Public Charges for Services	-	N/A	-	-	-	-
Intergovernmental Charges	500,000	1.01%	495,000	240,149	495,000	453,670
Miscellaneous	-	N/A	-	-	-	-
Other Financing Sources	-	N/A	-	-	-	2,459
Total Revenues	\$ 500,000	1.01%	\$ 495,000	\$ 240,149	\$ 495,000	\$ 456,129
Beginning Carryover	918,608	7.59%	853,816	853,816	853,816	876,380
Ending Carryover	940,488	7.98%	870,991	933,715	918,608	853,816
Tax Levy	\$ -	N/A	\$ -	\$ -	\$ -	\$ -

701-2301-61933-000-000	2015	Incr/Decr	2014	2013	2012	2011
Number of Positions (FTE's)	Adopted	2014 Budget	Budget	Budget	Budget	Budget
Regular	0.89	-	0.89	0.89	0.89	0.89
Part-Time/Temporary	-	-	-	-	-	-
Request for Program Improvement	-	-	-	-	-	-
Total	0.89	-	0.89	0.89	0.89	0.89

Coroner

Statement of Purpose

The Coroner Office is dedicated to providing professional, accurate, and efficient medicolegal death investigation to the residents of Wood County. The Coroner's Office will investigate deaths, issue cremation authorizations and issue disinterment permits as prescribed by Wisconsin State Statutes. The Coroner and/or his deputies shall have the authority to order autopsies or other tests, obtain specimens, and gather evidence to aid in death investigations. The Medical Examiner will serve the citizens of Wood County as prescribed in Wisconsin State Statutes Chapters 20, 30, 48, 59, 63, 69, 102, 246, 257, 340, 346, 350, 445, 607, 632, 782, 815, 885, 893, 940, 972, 976, and 979.

PROGRAMS/SERVICES

The primary responsibility of the Coroner is to provide professional death investigation whenever and wherever it is needed in our community. This includes all homicides, suicides, accidental deaths, and sudden, unexpected or suspicious deaths. The Coroner's Office is also required to inquire as to the cause and manner of deaths where the body will be cremated and authorize all cremations. All disinterments are authorized by the Coroner.



Number of Positions (FTE)	2014	2013	2012	2011	2010	2009	2008	2007	2006	2005	2004	2003
Total	.66	.63	.53	.53	.53	.53	.57	.54	.54	.56	.55	.55

**WOOD COUNTY BUDGET
SUMMARY SHEET
2015**

DEPT	2	CORONER
A/C NAME		CORONER
FUNCTION		51231

Category	2015 Adopted Budget	% Incr (Decr) 2014 Budget	2014 Revised Budget	Actual Through 6/30/2014	2014 Estimated	2013 Actual
Personal Services	\$ 86,910	56.52%	\$ 55,527	\$ 23,896	\$ 60,676	\$ 56,818
Contractual Services	25,500	0.00%	25,500	1,541	22,450	22,785
Supplies and Expense	5,849	0.00%	5,849	1,933	5,120	3,994
Fixed Charges	4,004	15.46%	3,468	1,476	3,468	2,363
Debt Service	-	N/A	-	-	-	-
Grants, Contributions & Other	-	N/A	-	-	-	-
Total Operating Expenditures	122,263	35.33%	90,344	28,846	91,714	85,960
Capital Outlay	-	N/A	-	-	-	-
Other Financing Uses	-	N/A	-	-	-	-
Total Expenditures	\$ 122,263	35.33%	\$ 90,344	\$ 28,846	\$ 91,714	\$ 85,960
Taxes	-	N/A	-	-	-	-
Intergovernmental	-	N/A	-	-	-	-
Licenses and Permits	-	N/A	-	-	-	-
Fines, Forfeits and Penalties	-	N/A	-	-	-	-
Public Charges for Services	82,000	82.22%	45,000	29,155	61,000	50,115
Intergovernmental Charges	-	N/A	-	-	-	-
Miscellaneous	-	N/A	-	-	-	-
Other Financing Sources	-	N/A	-	-	-	-
Total Revenues	\$ 82,000	82.22%	\$ 45,000	\$ 29,155	\$ 61,000	\$ 50,115
Beginning Carryover	-	N/A	-	-	-	-
Ending Carryover	-	N/A	-	-	-	-
Tax Levy	\$ 40,263	-11.21%	\$ 45,344	\$ (309)	\$ 30,714	\$ 35,845

101-3601-61231-000-000 Number of Positions (FTE's)	2015 Adopted	Incr/Decr 2014 Budget	2014 Budget	2013 Budget	2012 Budget	2011 Budget
Regular	-	-	-	-	-	-
Part-Time/Temporary	0.66	-	0.66	0.63	0.53	0.53
Request for Program Improvement	-	-	-	-	-	-
Total	0.66	-	0.66	0.63	0.53	0.53

Building Maintenance and Purchasing

Statement of Purpose

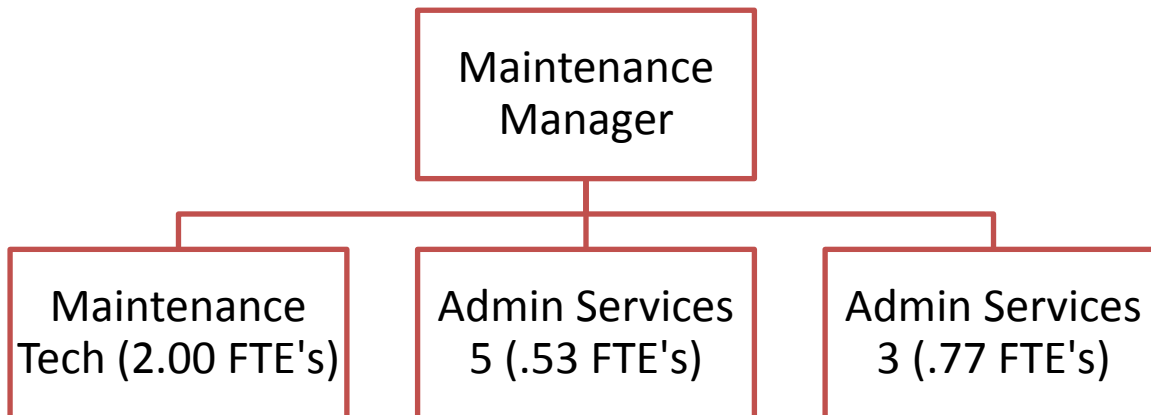
In the area of Maintenance the department coordinates the upkeep, repairs and technical support for expansion and enhancements of all county buildings and grounds, excluding Parks and Highway. The Maintenance Department strives to create a safe, clean, and pleasant environment for the public and employees of Wood County in a cost-effective manner. In the area of Purchasing the department's primary purpose is to centralize purchasing for all county departments. The aim is to provide the best quality and service at the best pricing possible; thereby saving the county money, while still maintaining the quality of services to the individual departments.

PROGRAMS/SERVICES

The Maintenance/Purchasing Department directly manages the buildings and grounds of the Courthouse and Jail, Courthouse Annex, Storage Annex, Sheriff's Lockup, Unified Services, Joint Use, Airport Avenue CBRF, Peach Street CBRF and Adams Street CBRF. In addition the department provides centralized purchasing for all county departments. The responsibilities include:

- Maintenance and repair of external structures such as roofs, windows, and parking lots.
- Maintenance and repair of internal systems such as heating, cooling, electrical, plumbing, and security.
- Provide for general upkeep such as janitorial services, snow removal, waste removal, painting, and grounds care.
- Payment of utilities.
- Evaluate the changing needs of departments and provide for remodeling.
- Prepare for future needs by overseeing building of new facilities.
- Coordinate quotes for a number of items (ex. special printing needs, etc.) as requested by individual departments.
- Administer on-line ordering system for office supplies.
- Maintain general copier room (supplies, repairs, etc.) for all individual departments to utilize.
- Administer ordering of paper and bathroom supplies.
- Undertake all vouchers and billing for various items purchased (office supplies, paper supplies, bathroom supplies, printing orders, etc.)

In addition to these responsibilities the Maintenance Coordinator also provides direction and support to the Maintenance Departments of Norwood Health Center and Edgewater Haven Nursing Home.



Number of Positions (FTE)	2014	2013	2012	2011	2010	2009	2008	2007	2006	2005	2004	2003
Total	4.31	4.30	4.30	4.30	4.31	4.31	4.45	4.45	4.45	4.60	4.60	4.60

**WOOD COUNTY BUDGET
SUMMARY SHEET
2015**

DEPT A/C NAME FUNCTION	2	MAINTENANCE TOTAL ALL				
Category	2015 Adopted Budget	% Incr(Decr) 2014 Budget	2014 Revised Budget	Actual Through 41820	2014 Estimated	2013 Actual
Personnel Services	\$ 301,195	1.15%	\$ 297,785	\$ 141,142	\$ 294,290	\$ 290,355
Contractual Services	559,190	-6.39%	597,350	299,714	601,250	503,071
Supplies and Expense	78,270	0.00%	78,270	64,378	75,570	77,289
Fixed Charges	41,033	9.95%	37,320	27,298	37,320	34,455
Debt Service	-	N/A	-	-	-	-
Grants, Contributions & Other	-	N/A	-	-	-	12,170
Total Operating Expenditures	979,688	-3.07%	1,010,725	532,533	1,008,430	917,340
Capital Outlay	233,500	0.00%	233,500	41,583	230,000	235,738
Expenditures before transfers	1,213,188	-2.49%	1,244,225	574,116	1,238,430	1,153,077
Other Financing Uses	-	N/A	-	-	-	-
Total Expenditures	1,213,188	-2.49%	1,244,225	574,116	1,238,430	1,153,077
Taxes	-	N/A	-	-	-	-
Intergovernmental	-	N/A	-	-	-	-
Licenses and Permits	-	N/A	-	-	-	-
Fines, Forfeits and Penalties	-	N/A	-	-	-	-
Public Charges for Services	-	N/A	-	-	-	-
Intergovernmental Charges	1,117,348	0.00%	1,117,348	558,674	1,117,348	1,112,398
Miscellaneous	56,801	-4.22%	59,306	30,159	60,952	78,400
Other Financing Sources	70,561	-0.44%	70,876	-	70,876	1,343
Total Revenues	\$ 1,244,710	-0.23%	\$ 1,247,530	\$ 588,833	\$ 1,249,176	\$ 1,192,141
Beginning Carryover	1,072,062	1.89%	1,052,130	1,009,249	1,009,249	918,819
Ending Carryover	1,157,774	4.40%	1,108,948	1,050,780	1,072,062	1,009,249
Tax Levy	\$ 54,190	1.27%	\$ 53,513	\$ 26,814	\$ 52,067	\$ 51,366

	2015 Adopted	Incr/Decr 2014 Budget	2014 Budget	2013 Budget	2012 Budget	2011 Budget
Number of Positions (FTE's)						
Regular	4.31	-	4.31	4.30	4.30	4.30
Part-Time/Temporary	-	-	-	-	-	-
Request for Program Improvement	-	-	-	-	-	-
Total	4.31	-	4.31	4.30	4.30	4.30

**WOOD COUNTY BUDGET
SUMMARY SHEET
2015**

DEPT A/C NAME FUNCTION	2	MAINTENANCE COURTHOUSE & JAIL 51611				
Category	2015 Adopted Budget	% Incr (Decr) 2014 Budget	2014 Revised Budget	Actual Through 41820	2014 Estimated	2013 Actual
Personal Services	\$ 233,196	0.89%	\$ 231,149	\$ 98,323	\$ 227,653	\$ 225,521
Contractual Services	459,860	-7.81%	498,820	261,940	503,820	405,292
Supplies and Expense	70,550	0.00%	70,550	62,805	68,500	73,651
Fixed Charges	33,183	9.83%	30,213	22,015	30,213	28,148
Debt Service	-	N/A	-	-	-	-
Grants, Contributions & Other	-	N/A	-	-	-	1,679
Total Operating Expenditures	796,789	-4.09%	830,732	445,083	830,186	734,291
Capital Outlay	200,000	-4.76%	210,000	31,867	210,000	227,379
Expenditures before transfers	996,789	-4.22%	1,040,732	476,950	1,040,186	961,669
Other Financing Uses	(79,315)	-13.36%	(91,545)	(51,886)	(96,793)	(102,739)
Total Expenditures	917,474	-3.34%	949,187	425,064	943,393	858,931
Taxes	-	N/A	-	-	-	-
Intergovernmental	-	N/A	-	-	-	-
Licenses and Permits	-	N/A	-	-	-	-
Fines, Forfeits and Penalties	-	N/A	-	-	-	-
Public Charges for Services	-	N/A	-	-	-	-
Intergovernmental Charges	926,224	0.00%	926,224	463,112	926,224	921,274
Miscellaneous	6,401	-28.13%	8,906	3,483	9,106	26,743
Other Financing Sources	70,561	-0.44%	70,876	-	70,876	1,343
Total Revenues	\$ 1,003,186	-0.28%	\$ 1,006,006	\$ 466,595	\$ 1,006,206	\$ 949,361
Beginning Carryover	1,072,062	1.89%	1,052,130	1,009,249	1,009,249	918,819
Ending Carryover	1,157,774	4.40%	1,108,949	1,050,780	1,072,062	1,009,249
Tax Levy	\$ -	N/A	\$ -	\$ -	\$ -	\$ -

703-1901-61611-000-000	2015 Adopted	Incr/Decr 2014 Budget	2014 Budget	2013 Budget	2012 Budget	2011 Budget
Number of Positions (FTE's)	3.25	-	3.25	3.24	3.24	3.24
Regular	-	-	-	-	-	-
Part-Time/Temporary	-	-	-	-	-	-
Request for Program Improvement	-	-	-	-	-	-
Total	3.25	-	3.25	3.24	3.24	3.24

**WOOD COUNTY BUDGET
SUMMARY SHEET
2015**

DEPT A/C NAME FUNCTION	6					
		MAINTENANCE COURTHOUSE ANNEX 51620				
Category	2015 Adopted Budget	% Incr (Decr) 2014 Budget	2014 Revised Budget	Actual Through 41820	2014 Estimated	2013 Actual
Personal Services	\$ 4,620	3.63%	\$ 4,458	\$ 4,098	\$ 4,457	\$ 4,106
Contractual Services	7,000	0.00%	7,000	1,753	6,500	4,602
Supplies and Expense	-	N/A	-	-	-	1,345
Fixed Charges	936	19.39%	784	784	784	643
Debt Service	-	N/A	-	-	-	-
Grants, Contributions & Other	-	N/A	-	-	-	-
Total Operating Expenditures	12,556	2.56%	12,242	6,635	11,741	10,695
Capital Outlay	-	N/A	-	-	-	-
Expenditures before transfers	12,556	2.56%	12,242	6,635	11,741	10,695
Other Financing Uses	(12,556)	2.56%	(12,243)	(6,635)	(11,741)	(10,695)
Total Expenditures	-	-100.00%	(1)	-	-	-
Taxes	-	N/A	-	-	-	-
Intergovernmental	-	N/A	-	-	-	-
Licenses and Permits	-	N/A	-	-	-	-
Fines, Forfeits and Penalties	-	N/A	-	-	-	-
Public Charges for Services	-	N/A	-	-	-	-
Intergovernmental Charges	-	N/A	-	-	-	-
Miscellaneous	-	N/A	-	-	-	-
Other Financing Sources	-	N/A	-	-	-	-
Total Revenues	\$ -	N/A	\$ -	\$ -	\$ -	\$ -
Beginning Carryover	-		-	-	-	-
Ending Carryover	-		1	-	-	-
Tax Levy	\$ -	N/A	\$ -	\$ -	\$ -	\$ -

703-1901-61620-000-000	2015 Adopted	Incr/Decr 2014 Budget	2014 Budget	2013 Budget	2012 Budget	2011 Budget
Number of Positions (FTE's)	0.05	-	0.05	0.05	0.05	0.05
Regular	-	-	-	-	-	-
Part-Time/Temporary	-	-	-	-	-	-
Request for Program Improvement	-	-	-	-	-	-
Total	0.05	-	0.05	0.05	0.05	0.05

**WOOD COUNTY BUDGET
SUMMARY SHEET
2015**

DEPT	4	MAINTENANCE
A/C NAME		HUMAN SERVICES BUILDING
FUNCTION		51630

Category	2015 Adopted Budget	% Incr (Decr) 2014 Budget	2014 Revised Budget	Actual Through 41820	2014 Estimated	2013 Actual
Personal Services	\$ 7,384	3.68%	\$ 7,122	\$ 6,549	\$ 7,123	\$ 6,632
Contractual Services	62,500	0.48%	62,200	22,439	63,000	62,298
Supplies and Expense	2,000	0.00%	2,000	926	2,000	893
Fixed Charges	1,859	23.85%	1,501	1,501	1,501	1,018
Debt Service	-	N/A	-	-	-	-
Grants, Contributions & Other	-	N/A	-	-	-	10,491
Total Operating Expenditures	73,743	1.26%	72,823	31,415	73,624	81,332
Capital Outlay	20,000	100.00%	10,000	9,716	10,500	-
Expenditures before transfers	93,743	13.18%	82,823	41,131	84,124	81,332
Other Financing Uses	43,381	-20.11%	54,302	27,431	53,000	55,792
Total Expenditures	137,124	0.00%	137,125	68,562	137,124	137,124
Taxes	-	N/A	-	-	-	-
Intergovernmental	-	N/A	-	-	-	-
Licenses and Permits	-	N/A	-	-	-	-
Fines, Forfeits and Penalties	-	N/A	-	-	-	-
Public Charges for Services	-	N/A	-	-	-	-
Intergovernmental Charges	137,124	0.00%	137,124	68,562	137,124	137,124
Miscellaneous	-	N/A	-	-	-	-
Other Financing Sources	-	N/A	-	-	-	-
Total Revenues	\$ 137,124	0.00%	\$ 137,124	\$ 68,562	\$ 137,124	\$ 137,124
Beginning Carryover	-	N/A	-	-	-	-
Ending Carryover	-	-100.00%	(1)	-	-	-
Tax Levy	-	N/A	-	-	-	-

703-1901-61630-000-000 Number of Positions (FTE's)	2015 Adopted	Incr/Decr 2014 Budget	2014 Budget	2013 Budget	2012 Budget	2011 Budget
Regular	0.08	-	0.08	0.08	0.08	0.08
Part-Time/Temporary	-	-	-	-	-	-
Request for Program Improvement	-	-	-	-	-	-
Total	0.08	-	0.08	0.08	0.08	0.08

**WOOD COUNTY BUDGET
SUMMARY SHEET
2015**

DEPT A/C NAME FUNCTION	3	MAINTENANCE JOINT USE BLDG MAINTENANCE 51640				
Category	2015 Adopted Budget	% Incr (Decr) 2014 Budget	2014 Revised Budget	Actual Through 41820	2014 Estimated	2013 Actual
Personal Services	\$ -	N/A	\$ -	\$ -	\$ -	\$ -
Contractual Services	10,300	0.00%	10,300	7,814	10,600	11,960
Supplies and Expense	-	N/A	-	-	-	-
Fixed Charges	252	21.74%	207	207	207	169
Debt Service	-	N/A	-	-	-	-
Grants, Contributions & Other	-	N/A	-	-	-	-
Total Operating Expenditures	10,552	0.43%	10,507	8,021	10,807	12,129
Capital Outlay	5,000	0.00%	5,000	-	5,000	-
Expenditures before transfers	15,552	0.29%	15,507	8,021	15,807	12,129
Other Financing Uses	(7,552)	0.60%	(7,507)	(4,021)	(7,807)	(4,129)
Total Expenditures	8,000	0.00%	8,000	4,000	8,000	8,000
Taxes	-	N/A	-	-	-	-
Intergovernmental	-	N/A	-	-	-	-
Licenses and Permits	-	N/A	-	-	-	-
Fines, Forfeits and Penalties	-	N/A	-	-	-	-
Public Charges for Services	-	N/A	-	-	-	-
Intergovernmental Charges	8,000	0.00%	8,000	4,000	8,000	8,000
Miscellaneous	-	N/A	-	-	-	-
Other Financing Sources	-	N/A	-	-	-	-
Total Revenues	\$ 8,000	0.00%	\$ 8,000	\$ 4,000	\$ 8,000	\$ 8,000
Beginning Carryover	-	N/A	-	-	-	-
Ending Carryover	-	N/A	-	(0)	-	-
Tax Levy	\$ -	N/A	\$ -	\$ -	\$ -	\$ -

	2015 Adopted	Incr/Decr 2014 Budget	2014 Budget	2013 Budget	2012 Budget	2011 Budget
Number of Positions (FTE's)						
Regular	-	-	-	-	-	-
Part-Time/Temporary	-	-	-	-	-	-
Request for Program Improvement	-	-	-	-	-	-
Total	-	-	-	-	-	-

WOOD COUNTY BUDGET SUMMARY SHEET 2015						
DEPT A/C NAME FUNCTION	5	MAINTENANCE SHERIFF'S LOCKUP 51650				
Category	2015 Adopted Budget	% Incr (Decr) 2014 Budget	2014 Revised Budget	Actual Through 41820	2014 Estimated	2013 Actual
Personal Services	\$ -	N/A	\$ -	\$ -	\$ -	\$ -
Contractual Services	5,700	0.00%	5,700	2,178	4,200	2,660
Supplies and Expense	500	0.00%	500	-	250	-
Fixed Charges	106	24.71%	85	85	85	70
Debt Service	-	N/A	-	-	-	-
Grants, Contributions & Other	-	N/A	-	-	-	-
Total Operating Expenditures	6,306	0.33%	6,285	2,263	4,535	2,730
Capital Outlay	5,000	0.00%	5,000	-	1,000	-
Expenditures before transfers	11,306	0.19%	11,285	2,263	5,535	2,730
Other Financing Uses	4,694	-0.45%	4,715	5,737	10,465	13,270
Total Expenditures	16,000	0.00%	16,000	8,000	16,000	16,000
Taxes	-	N/A	-	-	-	-
Intergovernmental	-	N/A	-	-	-	-
Licenses and Permits	-	N/A	-	-	-	-
Fines, Forfeits and Penalties	-	N/A	-	-	-	-
Public Charges for Services	-	N/A	-	-	-	-
Intergovernmental Charges	16,000	0.00%	16,000	8,000	16,000	16,000
Miscellaneous	-	N/A	-	-	-	-
Other Financing Sources	-	N/A	-	-	-	-
Total Revenues	\$ 16,000	0.00%	\$ 16,000	\$ 8,000	\$ 16,000	\$ 16,000
Beginning Carryover	-	N/A	-	-	-	-
Ending Carryover	-	N/A	-	0	-	-
Tax Levy	\$ -	N/A	\$ -	\$ -	\$ -	\$ -
703-1901-61650-000-000	2015	Incr/Decr	2014	2013	2012	2011
Number of Positions (FTE's)	Adopted	2014 Budget	Budget	Budget	Budget	Budget
Regular	-	-	-	-	-	-
Part-Time/Temporary	-	-	-	-	-	-
Request for Program Improvement	-	-	-	-	-	-
Total	-	-	-	-	-	-

**WOOD COUNTY BUDGET
SUMMARY SHEET
2015**

DEPT A/C NAME FUNCTION	7	MAINTENANCE CBRF'S 51660
---------------------------------------	---	---

Category	2015 Adopted Budget	% Incr (Decr) 2014 Budget	2014 Revised Budget	Actual Through 41820	2014 Estimated	2013 Actual
Personal Services	\$ 7,384	3.68%	\$ 7,122	\$ 6,548	\$ 7,123	\$ 6,635
Contractual Services	13,400	3.88%	12,900	3,326	12,700	15,835
Supplies and Expense	3,900	0.00%	3,900	281	3,500	676
Fixed Charges	868	23.82%	701	701	701	575
Debt Service	-	N/A	-	-	-	-
Grants, Contributions & Other	-	N/A	-	-	-	-
Total Operating Expenditures	25,552	3.77%	24,623	10,856	24,024	23,720
Capital Outlay	3,500	0.00%	3,500	-	3,500	8,359
Expenditures before transfers	29,052	3.30%	28,123	10,856	27,524	32,079
Other Financing Uses	51,348	-1.78%	52,278	29,374	52,876	48,501
Total Expenditures	80,400	0.00%	80,401	40,230	80,400	80,580
Taxes	-	N/A	-	-	-	-
Intergovernmental	-	N/A	-	-	-	-
Licenses and Permits	-	N/A	-	-	-	-
Fines, Forfeits and Penalties	-	N/A	-	-	-	-
Public Charges for Services	-	N/A	-	-	-	-
Intergovernmental Charges	30,000	0.00%	30,000	15,000	30,000	30,000
Miscellaneous	50,400	0.00%	50,400	25,230	50,400	50,580
Other Financing Sources	-	N/A	-	-	-	-
Total Revenues	\$ 80,400	0.00%	\$ 80,400	\$ 40,230	\$ 80,400	\$ 80,580
Beginning Carryover	-	N/A	-	-	-	-
Ending Carryover	-	N/A	(1)	-	-	-
Tax Levy	-	N/A	-	-	-	-

703-1901-61660-000-000 Number of Positions (FTE's)	2015 Adopted	Incr/Decr 2014 Budget	2014 Budget	2013 Budget	2012 Budget	2011 Budget
Regular	0.08	-	0.08	0.08	0.08	0.08
Part-Time/Temporary	-	-	-	-	-	-
Request for Program Improvement	-	-	-	-	-	-
Total	0.08	-	0.08	0.08	0.08	0.08

**WOOD COUNTY BUDGET
SUMMARY SHEET
2015**

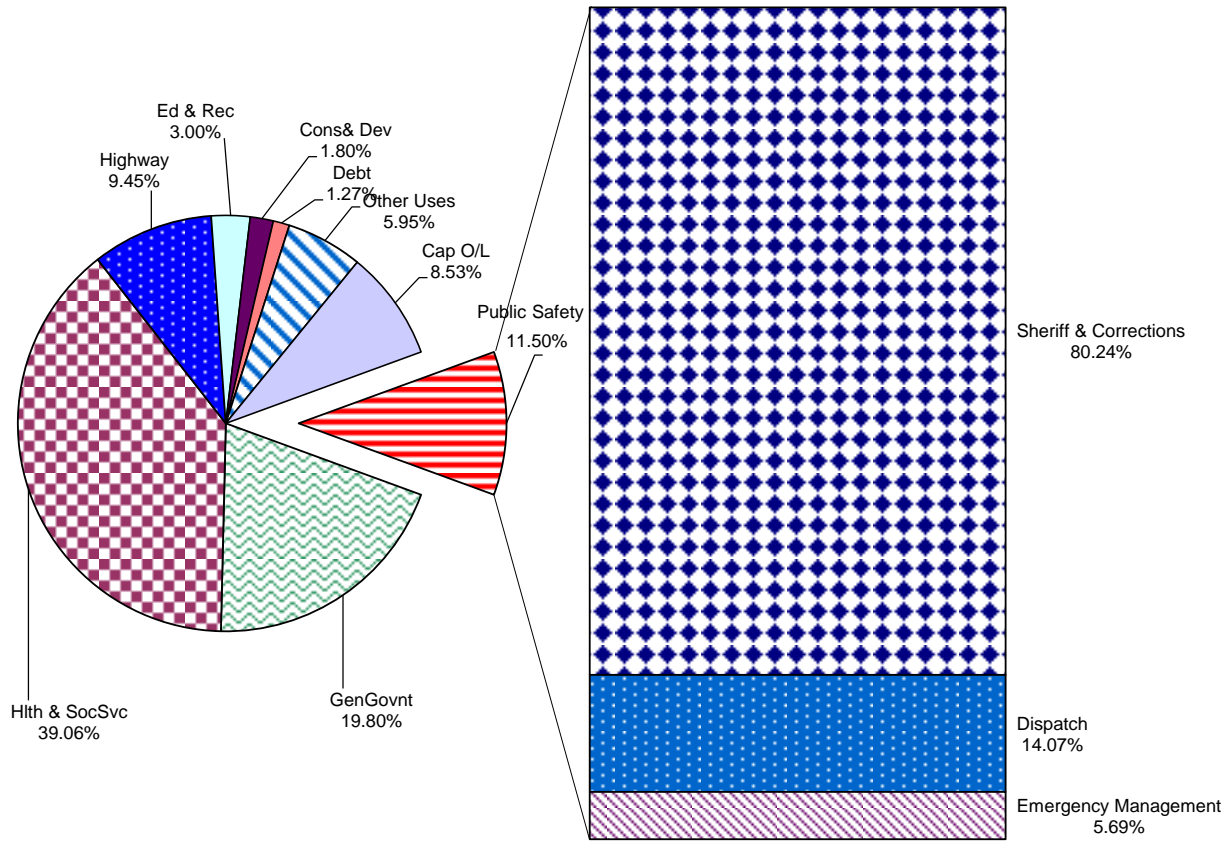
DEPT A/C NAME FUNCTION	8					
		MAINTENANCE PURCHASING 51550				
Category	2015 Adopted Budget	% Incr (Decr) 2014 Budget	2014 Revised Budget	Actual Through 41820	2014 Estimated	2013 Actual
Personal Services	\$ 48,611	1.41%	\$ 47,934	\$ 25,624	\$ 47,934	\$ 47,462
Contractual Services	430	0.00%	430	266	430	424
Supplies and Expense	1,320	0.00%	1,320	365	1,320	725
Fixed Charges	3,829	0.00%	3,829	2,005	3,829	3,832
Debt Service	-	N/A	-	-	-	-
Grants, Contributions & Other	-	N/A	-	-	-	-
Total Operating Expenditures	54,190	1.27%	53,513	28,260	53,513	52,443
Capital Outlay	-	N/A	-	-	-	-
Expenditures before transfers	54,190	1.27%	53,513	28,260	53,513	52,443
Other Financing Uses	-	N/A	-	-	-	-
Total Expenditures	54,190	1.27%	53,513	28,260	53,513	52,443
Taxes	-	N/A	-	-	-	-
Intergovernmental	-	N/A	-	-	-	-
Licenses and Permits	-	N/A	-	-	-	-
Fines, Forfeits and Penalties	-	N/A	-	-	-	-
Public Charges for Services	-	N/A	-	-	-	-
Intergovernmental Charges	-	N/A	-	-	-	-
Miscellaneous	-	N/A	-	1,446	1,446	1,076
Other Financing Sources	-	N/A	-	-	-	-
Total Revenues	\$ -	N/A	\$ -	\$ 1,446	\$ 1,446	\$ 1,076
Beginning Carryover	-	N/A	-	-	-	-
Ending Carryover	-	N/A	-	-	-	-
Tax Levy	\$ 54,190	1.27%	\$ 53,513	\$ 26,814	\$ 52,067	\$ 51,366

101-1907-61550-000-000	2015 Adopted	Incr/Decr 2014 Budget	2014 Budget	2013 Budget	2012 Budget	2011 Budget
Number of Positions (FTE's)	0.85	-	0.85	0.85	0.85	0.85
Regular	0.85	-	0.85	0.85	0.85	0.85
Part-Time/Temporary	-	-	-	-	-	-
Request for Program Improvement	-	-	-	-	-	-
Total	0.85	-	0.85	0.85	0.85	0.85

PUBLIC SAFETY

COUNTY OF WOOD

2015 Expense Budget by Activity

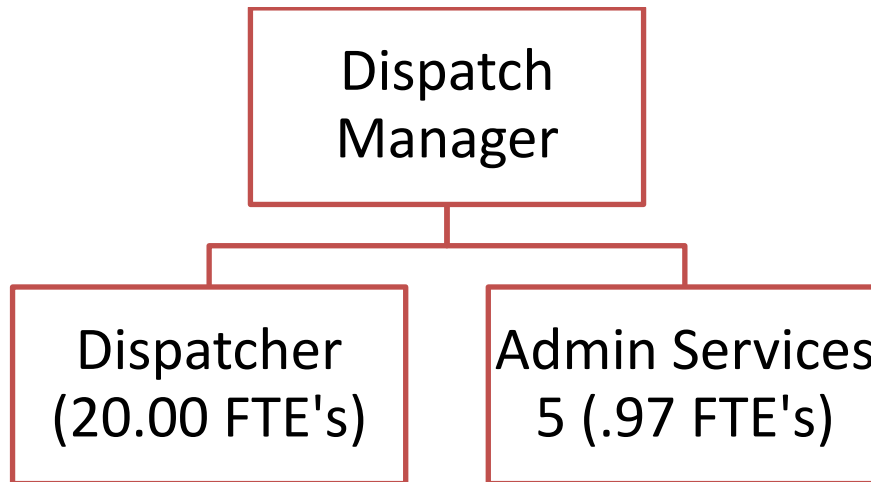


Detail by Percentage of Public Safety Expenses

Dispatch

Statement of Purpose

The Wood County Dispatch Center is responsible for providing the means by which the general public may report the existence of an incident requiring fire, police, or ambulance response; and to provide the means by which the incoming reports and requests are received, managed, and disseminated in a timely manner to the proper personnel and agencies.



Number of Positions (FTE)	2014	2013	2012	2011	2010	2009	2008	2007	2006	2005	2004	2003
Total	21.26	21.26	21.26	21.24	21.24	21.24	22.24	23.39	19.93	13.00	1.00	1.00

**WOOD COUNTY BUDGET
SUMMARY SHEET
2015**

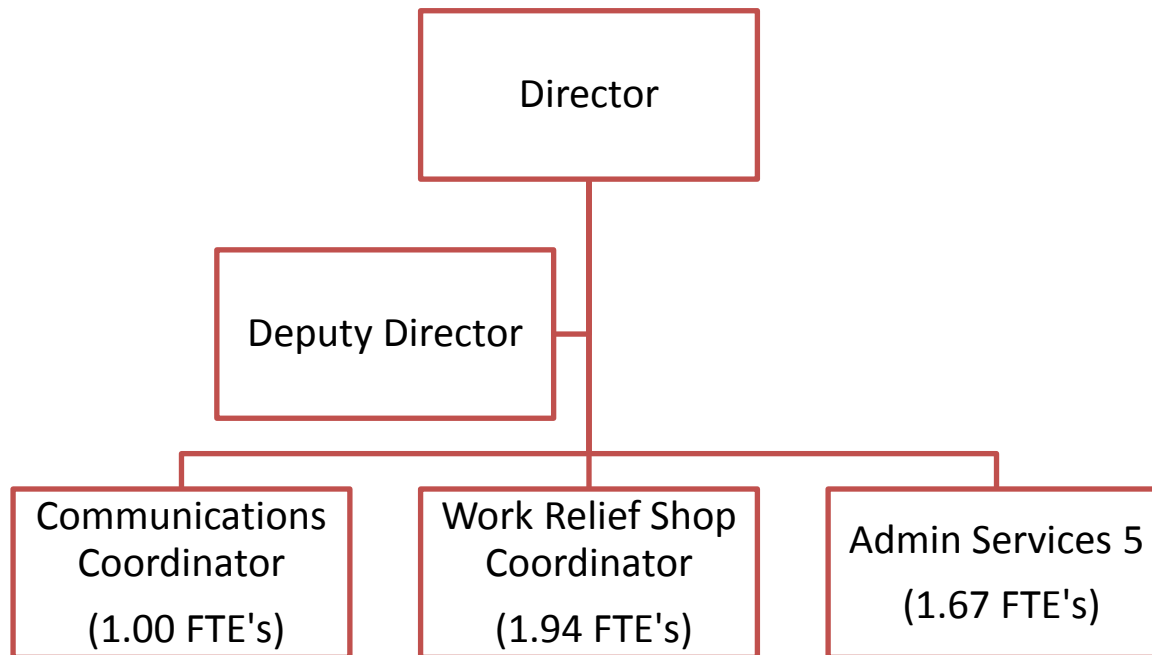
DEPT A/C NAME FUNCTION	3					
		DISPATCH DISPATCH 52601				
Category	2015 Adopted Budget	% Incr (Decr) 2014 Budget	2014 Revised Budget	Actual Through 6/30/2014	2014 Estimated	2013 Actual
Personal Services	\$ 1,487,025	3.05%	\$ 1,443,048	\$ 687,805	\$ 1,444,670	\$ 1,391,314
Contractual Services	45,180	32.73%	34,040	18,646	47,828	53,943
Supplies and Expense	24,450	20.74%	20,250	5,282	16,450	22,963
Fixed Charges	23,211	-1.81%	23,638	14,434	23,638	23,638
Debt Service	-	N/A	-	-	-	-
Grants, Contributions & Other	-	N/A	-	-	-	-
Total Operating Expenditures	1,579,866	3.87%	1,520,976	726,167	1,532,585	1,491,858
Capital Outlay	-	N/A	-	-	-	-
Other Financing Uses	-	N/A	-	-	-	-
Total Expenditures	\$ 1,579,866	3.87%	\$ 1,520,976	\$ 726,167	\$ 1,532,585	\$ 1,491,858
Taxes	-	N/A	-	-	-	-
Intergovernmental	-	N/A	-	-	-	-
Licenses and Permits	-	N/A	-	-	-	-
Fines, Forfeits and Penalties	-	N/A	-	-	-	-
Public Charges for Services	-	N/A	-	-	-	-
Intergovernmental Charges	3,030	N/A	-	1,515	3,030	-
Miscellaneous	-	N/A	-	-	-	(58)
Other Financing Sources	-	N/A	-	-	-	-
Total Revenues	\$ 3,030	N/A	\$ -	\$ 1,515	\$ 3,030	\$ (58)
Beginning Carryover	-	N/A	-	-	-	-
Ending Carryover	-	N/A	-	-	-	-
Tax Levy	\$ 1,576,836	3.67%	\$ 1,520,976	\$ 724,652	\$ 1,529,555	\$ 1,491,916

101-0809-62601-000-000 Number of Positions (FTE's)	2015 Adopted	Incr/Decr 2012 Budget	2014 Budget	2013 Budget	2012 Budget	2011 Budget
Regular	21.26	-	21.26	21.26	21.26	21.24
Part-Time/Temporary Request for Program Improvement						
Total	21.26	0.00	21.26	21.26	21.26	21.24

Emergency Management

Statement of Purpose

The Wood County Emergency Management Office assists local government in the protection of lives, property and the environment in the event of major emergencies or disaster of any nature; allows for the assessment of hazards, mitigation opportunities, response capabilities, resources and needs; identifies and deploys resources effectively and allocates emergency responsibilities and authority among local government agencies; coordinates activities among agencies and all levels of government; records information, decisions and procedures developed during the planning process and during actual emergency situations; and provides a basis for training and exercising personnel to operate in coordination.



Number of Positions (FTE)	2014	2013	2012	2011	2010	2009	2008	2007	2006	2005	2004	2003
Total	6.61	6.61	6.61	6.61	6.63	6.63	6.63	6.63	6.87	6.90	6.87	6.87

WOOD COUNTY EMERGENCY MANAGEMENT DEPARTMENT BUDGET SUMMARY									
Category	SARA Title III 52510	Emergency Management 52520	Building Numbering 52616	Work Relief 52630	Highway Safety 52930	Radio 52130	2015 Total	Incr(Decr) 2014 Budget	2014 Total
Personal Services	\$ 30,497	\$ 239,201	\$ -	\$ 117,149	\$ -	\$ 96,270	\$ 483,117	1.00%	\$ 478,325
Contractual Services	5,100	8,525	-	400	-	69,160	83,185	27.06%	65,470
Supplies and Expense	10,975	5,600	1,500	8,300	2,000	1,850	30,225	-7.92%	32,825
Fixed Charges	-	21,828	-	8,000	-	12,954	42,782	5.11%	40,704
Debt Service	-	-	-	-	-	-	-	N/A	-
Grants, Contributions & Other	-	-	-	-	-	-	-	N/A	-
Total Operating Expenditures	46,572	275,154	1,500	133,849	2,000	180,234	639,309	3.56%	617,324
Capital Outlay	-	20,000	-	-	-	-	20,000	N/A	-
Other Financing Uses	-	-	-	-	-	-	-	N/A	-
Total Expenditures	\$ 46,572	\$ 295,154	\$ 1,500	\$ 133,849	\$ 2,000	\$ 180,234	\$ 659,309	6.80%	\$ 617,324
Taxes	-	-	-	-	-	-	-	N/A	-
Intergovernmental	33,000	60,000	-	-	-	-	93,000	9.41%	85,000
Licenses and Permits	-	-	-	-	-	-	-	N/A	-
Fines, Forfeits and Penalties	-	-	-	-	-	-	-	N/A	-
Public Charges for Services	-	-	-	-	-	-	-	N/A	-
Intergovernmental Charges	-	5,000	5,100	1,000	-	500	11,600	-13.11%	13,350
Miscellaneous	-	500	-	5,000	1,550	73,000	80,050	0.31%	79,800
Other Financing Sources	-	-	-	-	-	-	-	N/A	-
Total Revenues	\$ 33,000	\$ 65,500	\$ 5,100	\$ 6,000	\$ 1,550	\$ 73,500	\$ 184,650	3.65%	\$ 178,150
Beginning Carryover	-	-	5,115	-	-	4,872	9,987	-62.69%	26,765
Ending Carryover	-	-	8,715	-	-	-	8,715	-70.33%	29,369
Tax Levy	\$ 13,572	\$ 229,654	\$ -	\$ 127,849	\$ 450	\$ 101,862	\$ 473,387	7.15%	\$ 441,778
Wage & Fringe Contingency	-	-	-	-	-	-	-	N/A	-
Net Levy	\$ 13,572	\$ 229,654	\$ -	\$ 127,849	\$ 450	\$ 101,862	\$ 473,387	7.15%	\$ 441,778
Number of Positions (FTE's)	0.48	3.04	-	1.94	-	1.15	6.61	0.00	6.61

**WOOD COUNTY BUDGET
SUMMARY SHEET
2015**

DEPT A/C NAME FUNCTION	12	EMERGENCY MANAGEMENT SUMMARY TOTAL				
Category	2015 Adopted Budget	% Incr (Decr) 2014 Budget	2014 Revised Budget	Actual Through 6/30/2014	2014 Estimated	2013 Actual
Personal Services	\$ 483,117	1.00%	\$ 478,325	\$ 221,716	\$ 466,892	\$ 457,366
Contractual Services	83,185	27.06%	65,470	17,284	62,230	58,627
Supplies and Expense	30,225	-7.92%	32,825	6,080	26,408	40,213
Fixed Charges	42,782	5.11%	40,704	26,538	41,215	40,699
Debt Service	-	N/A	-	-	-	-
Grants, Contributions & Other	-	N/A	-	8,909	24,200	2,434
Total Operating Expenditures	639,309	3.56%	617,324	280,526	620,945	599,340
Capital Outlay	20,000	N/A	-	-	-	-
Other Financing Uses	-	N/A	-	-	-	-
Total Expenditures	\$ 659,309	6.80%	\$ 617,324	\$ 280,526	\$ 620,945	\$ 599,340
Taxes	-	N/A	-	-	-	-
Intergovernmental	93,000	9.41%	85,000	14,778	93,905	104,345
Licenses and Permits	-	N/A	-	-	-	-
Fines, Forfeits and Penalties	-	N/A	-	-	-	-
Public Charges for Services	-	N/A	-	-	-	-
Intergovernmental Charges	11,600	-13.11%	13,350	3,630	8,550	27,334
Miscellaneous	80,050	0.31%	79,800	48,375	78,500	78,674
Other Financing Sources	-	N/A	-	-	-	-
Total Revenues	\$ 184,650	3.65%	\$ 178,150	\$ 66,783	\$ 180,955	\$ 210,353
Beginning Carryover	9,987	-62.69%	26,765	10,137	10,137	2,925
Ending Carryover	8,715	-70.33%	29,369	5,068	9,987	10,137
Tax Levy	\$ 473.387	7.15%	\$ 441,778	\$ 208,675	\$ 439,840	\$ 396,198

101-1301-62510-000-000	2015 Adopted	Incr/Decr 2012 Budget	2014 Budget	2013 Budget	2012 Budget	2011 Budget
Number of Positions (FTE's)						
Regular	6.61	-	6.61	6.61	6.61	6.61
Part-Time/Temporary	-	-	-	-	-	-
Request for Program Improvement	-	-	-	-	-	-
Total	6.61	-	6.61	6.61	6.61	6.61

**WOOD COUNTY BUDGET
SUMMARY SHEET
2015**

DEPT	2	EMERGENCY MANAGEMENT SARA TITLE III 52510
A/C NAME		
FUNCTION		

Category	2015 Adopted Budget	% Incr (Decr) 2014 Budget	2014 Revised Budget	Actual Through 6/30/2014	2014 Estimated	2013 Actual
Personal Services	\$ 30,497	1.13%	\$ 30,155	\$ 14,079	\$ 29,416	\$ 28,972
Contractual Services	5,100	0.00%	5,100	50	5,050	5,000
Supplies and Expense	10,975	-0.23%	11,000	185	9,706	1,195
Fixed Charges	-	N/A	-	-	-	-
Debt Service	-	N/A	-	-	-	-
Grants, Contributions & Other	-	N/A	-	-	-	-
Total Operating Expenditures	46,572	0.69%	46,255	14,314	44,172	35,167
Capital Outlay	-	N/A	-	-	-	-
Other Financing Uses	-	N/A	-	-	-	-
Total Expenditures	\$ 46,572	0.69%	\$ 46,255	\$ 14,314	\$ 44,172	\$ 35,167
Taxes	-	N/A	-	-	-	-
Intergovernmental	33,000	0.00%	33,000	-	33,905	32,604
Licenses and Permits	-	N/A	-	-	-	-
Fines, Forfeits and Penalties	-	N/A	-	-	-	-
Public Charges for Services	-	N/A	-	-	-	-
Intergovernmental Charges	-	N/A	-	-	-	-
Miscellaneous	-	N/A	-	-	-	-
Other Financing Sources	-	N/A	-	-	-	-
Total Revenues	\$ 33,000	0.00%	\$ 33,000	\$ -	\$ 33,905	\$ 32,604
Beginning Carryover	-	N/A	-	-	-	-
Ending Carryover	-	N/A	-	-	-	-
Tax Levy	\$ 13,572	2.39%	\$ 13,255	\$ 14,314	\$ 10,267	\$ 2,563

101-1301-62510-000-000	2015 Adopted	Incr/Decr 2012 Budget	2014 Budget	2013 Budget	2012 Budget	2011 Budget
Number of Positions (FTE's)						
Regular	0.48	-	0.48	0.48	0.48	0.48
Part-Time/Temporary	-	-	-	-	-	-
Request for Program Improvement	-	-	-	-	-	-
Total	0.48	-	0.48	0.48	0.48	0.48

**WOOD COUNTY BUDGET
SUMMARY SHEET
2015**

DEPT A/C NAME FUNCTION	3	EMERGENCY MANAGEMENT EMERGENCY MGMNT 52520				
Category	2015 Adopted Budget	% Incr (Decr) 2014 Budget	2014 Revised Budget	Actual Through 6/30/2014	2014 Estimated	2013 Actual
Personnel Services	\$ 239,201	1.95%	\$ 234,621	\$ 111,510	\$ 233,276	\$ 228,243
Contractual Services	8,525	-19.73%	10,620	3,172	7,190	7,722
Supplies and Expense	5,600	-8.94%	6,150	3,335	6,207	15,911
Fixed Charges	21,828	10.52%	19,750	16,061	20,261	19,745
Debt Service	-	N/A	-	-	-	-
Grants, Contributions & Other	-	N/A	-	8,909	24,200	2,434
Total Operating Expenditures	275,154	1.48%	271,141	142,987	291,134	274,055
Capital Outlay	20,000	N/A	-	-	-	-
Other Financing Uses	-	N/A	-	-	-	-
Total Expenditures	\$ 295,154	8.86%	\$ 271,141	\$ 142,987	\$ 291,134	\$ 274,055
Taxes	-	N/A	-	-	-	-
Intergovernmental	60,000	15.38%	52,000	14,778	60,000	71,741
Licenses and Permits	-	N/A	-	-	-	-
Fines, Forfeits and Penalties	-	N/A	-	-	-	-
Public Charges for Services	-	N/A	-	-	-	-
Intergovernmental Charges	5,000	-6.54%	5,350	2,474	5,250	7,723
Miscellaneous	500	0.00%	500	143	500	85
Other Financing Sources	-	N/A	-	-	-	-
Total Revenues	\$ 65,500	13.22%	\$ 57,850	\$ 17,395	\$ 65,750	\$ 79,549
Beginning Carryover	-	N/A	-	-	-	-
Ending Carryover	-	N/A	-	-	-	-
Tax Levy	\$ 229,654	7.67%	\$ 213,291	\$ 125,592	\$ 225,384	\$ 194,506

101-1302-62520-000-000	2015 Adopted	Incr/Decr 2012 Budget	2014 Budget	2013 Budget	2012 Budget	2011 Budget
Number of Positions (FTE's)						
Regular	3.04	-	3.04	3.04	3.04	3.04
Part-Time/Temporary	-	-	-	-	-	-
Request for Program Improvement	-	-	-	-	-	-
Total	3.04	-	3.04	3.04	3.04	3.04

**WOOD COUNTY BUDGET
SUMMARY SHEET
2015**

DEPT A/C NAME FUNCTION	7	EMERGENCY MANAGEMENT BUILDING NUMBERING 52530				
Category	2015 Adopted Budget	% Incr (Decr) 2014 Budget	2014 Revised Budget	Actual Through 6/30/2014	2014 Estimated	2013 Actual
Personal Services	\$ -	N/A	\$ -	\$ -	\$ -	\$ -
Contractual Services	-	N/A	-	-	-	-
Supplies and Expense	1,500	-40.00%	2,500	391	1,500	15,390
Fixed Charges	-	N/A	-	-	-	-
Debt Service	-	N/A	-	-	-	-
Grants, Contributions & Other	-	N/A	-	-	-	-
Total Operating Expenditures	1,500	-40.00%	2,500	391	1,500	15,390
Capital Outlay	-	N/A	-	-	-	-
Other Financing Uses	-	N/A	-	-	-	-
Total Expenditures	\$ 1,500	-40.00%	\$ 2,500	\$ 391	\$ 1,500	\$ 15,390
Taxes	-	N/A	-	-	-	-
Intergovernmental	-	N/A	-	-	-	-
Licenses and Permits	-	N/A	-	-	-	-
Fines, Forfeits and Penalties	-	N/A	-	-	-	-
Public Charges for Services	-	N/A	-	-	-	-
Intergovernmental Charges	5,100	0.00%	5,100	194	1,350	17,730
Miscellaneous	-	N/A	-	-	-	-
Other Financing Sources	-	N/A	-	-	-	-
Total Revenues	\$ 5,100	0.00%	\$ 5,100	\$ 194	\$ 1,350	\$ 17,730
Beginning Carryover	5,115	-2.85%	5,265	5,265	5,265	2,925
Ending Carryover	8,715	10.81%	7,865	5,068	5,115	5,265
Tax Levy	\$ -	N/A	\$ -	\$ -	\$ -	\$ -

	2015 Adopted	Incr/Decr 2012 Budget	2014 Budget	2013 Budget	2012 Budget	2011 Budget
Number of Positions (FTE's)						
Regular	-	-	-	-	-	-
Part-Time/Temporary	-	-	-	-	-	-
Request for Program Improvement	-	-	-	-	-	-
Total	-	-	-	-	-	-

**WOOD COUNTY BUDGET
SUMMARY SHEET
2015**

DEPT A/C NAME FUNCTION	9	EMERGENCY MANAGEMENT WORK RELIEF 52540				
Category	2015 Adopted Budget	% Incr (Decr) 2014 Budget	2014 Revised Budget	Actual Through 6/30/2014	2014 Estimated	2013 Actual
Personal Services	\$ 117,149	-2.74%	\$ 120,452	\$ 48,943	\$ 107,548	\$ 116,361
Contractual Services	400	0.00%	400	157	350	303
Supplies and Expense	8,300	-10.75%	9,300	2,122	8,745	7,455
Fixed Charges	8,000	0.00%	8,000	4,000	8,000	8,000
Debt Service	-	N/A	-	-	-	-
Grants, Contributions & Other	-	N/A	-	-	-	-
Total Operating Expenditures	133,849	-3.11%	138,152	55,222	124,643	132,119
Capital Outlay	-	N/A	-	-	-	-
Other Financing Uses	-	N/A	-	-	-	-
Total Expenditures	\$ 133,849	-3.11%	\$ 138,152	\$ 55,222	\$ 124,643	\$ 132,119
Taxes	-	N/A	-	-	-	-
Intergovernmental	-	N/A	-	-	-	-
Licenses and Permits	-	N/A	-	-	-	-
Fines, Forfeits and Penalties	-	N/A	-	-	-	-
Public Charges for Services	-	N/A	-	-	-	-
Intergovernmental Charges	1,000	11.11%	900	700	1,500	1,790
Miscellaneous	5,000	0.00%	5,000	2,282	5,000	4,438
Other Financing Sources	-	N/A	-	-	-	-
Total Revenues	\$ 6,000	1.69%	\$ 5,900	\$ 2,982	\$ 6,500	\$ 6,228
Beginning Carryover	-	N/A	-	-	-	-
Ending Carryover	-	N/A	-	-	-	-
Tax Levy	\$ 127,849	-3.33%	\$ 132,252	\$ 52,240	\$ 118,143	\$ 125,892

101-1304-62630-000-000	2015 Adopted	Incr/Decr 2012 Budget	2014 Budget	2013 Budget	2012 Budget	2011 Budget
Number of Positions (FTE's)						
Regular	1.94	-	1.94	1.94	1.94	1.94
Part-Time/Temporary	-	-	-	-	-	-
Request for Program Improvement	-	-	-	-	-	-
Total	1.94	-	1.94	1.94	1.94	1.94

**WOOD COUNTY BUDGET
SUMMARY SHEET
2015**

DEPT A/C NAME FUNCTION	8	EMERGENCY MANAGEMENT HIGHWAY SAFETY 52930				
Category	2015 Adopted Budget	% Incr (Decr) 2014 Budget	2014 Revised Budget	Actual Through 6/30/2014	2014 Estimated	2013 Actual
Personal Services	\$ -	N/A	\$ -	\$ -	\$ -	\$ -
Contractual Services	-	N/A	-	-	-	-
Supplies and Expense	2,000	0.00%	2,000	-	-	-
Fixed Charges	-	N/A	-	-	-	-
Debt Service	-	N/A	-	-	-	-
Grants, Contributions & Other	-	N/A	-	-	-	-
Total Operating Expenditures	2,000	0.00%	2,000	-	-	-
Capital Outlay	-	N/A	-	-	-	-
Other Financing Uses	-	N/A	-	-	-	-
Total Expenditures	\$ 2,000	0.00%	\$ 2,000	\$ -	\$ -	\$ -
Taxes	-	N/A	-	-	-	-
Intergovernmental	-	N/A	-	-	-	-
Licenses and Permits	-	N/A	-	-	-	-
Fines, Forfeits and Penalties	-	N/A	-	-	-	-
Public Charges for Services	-	N/A	-	-	-	-
Intergovernmental Charges	-	N/A	-	-	-	-
Miscellaneous	1,550	0.00%	1,550	-	-	40
Other Financing Sources	-	N/A	-	-	-	-
Total Revenues	\$ 1,550	0.00%	\$ 1,550	\$ -	\$ -	\$ 40
Beginning Carryover	-	N/A	-	-	-	-
Ending Carryover	-	N/A	-	-	-	-
Tax Levy	\$ 450	0.00%	\$ 450	\$ -	\$ -	\$ (40)

Number of Positions (FTE's)	2015 Adopted	Incr/Decr 2012 Budget	2014 Budget	2013 Budget	2012 Budget	2011 Budget
Regular	-	-	-	-	-	-
Part-Time/Temporary	-	-	-	-	-	-
Request for Program Improvement	-	-	-	-	-	-
Total	-	-	-	-	-	-

**WOOD COUNTY BUDGET
SUMMARY SHEET
2015**

DEPT A/C NAME FUNCTION	11					
		Radio RADIO ENGINEER 52130				
Category	2015 Adopted Budget	% Incr (Decr) 2014 Budget	2014 Revised Budget	Actual Through 6/30/2014	2014 Estimated	2013 Actual
Personal Services	\$ 96,270	3.41%	\$ 93,097	\$ 47,184	\$ 96,652	\$ 83,790
Contractual Services	69,160	40.14%	49,350	13,905	49,640	45,602
Supplies and Expense	1,850	-1.33%	1,875	48	250	262
Fixed Charges	12,954	0.00%	12,954	6,477	12,954	12,954
Debt Service	-	N/A	-	-	-	-
Grants, Contributions & Other	-	N/A	-	-	-	-
Total Operating Expenditures	180,234	14.60%	157,276	67,614	159,496	142,608
Capital Outlay	-	N/A	-	-	-	-
Other Financing Uses	-	N/A	-	-	-	-
Total Expenditures	\$ 180,234	14.60%	\$ 157,276	\$ 67,614	\$ 159,496	\$ 142,608
Taxes	-	N/A	-	-	-	-
Intergovernmental	-	N/A	-	-	-	-
Licenses and Permits	-	N/A	-	-	-	-
Fines, Forfeits and Penalties	-	N/A	-	-	-	-
Public Charges for Services	-	N/A	-	-	-	-
Intergovernmental Charges	500	-75.00%	2,000	262	450	91
Miscellaneous	73,000	0.34%	72,750	45,950	73,000	74,112
Other Financing Sources	-	N/A	-	-	-	-
Total Revenues	\$ 73,500	-1.67%	\$ 74,750	\$ 46,212	\$ 73,450	\$ 74,203
Beginning Carryover	4,872	-77.34%	21,500	4,872	4,872	-
Ending Carryover	-	-100.00%	21,504	-	4,872	4,872
Tax Levy	\$ 101,862	23.42%	\$ 82,530	\$ 16,530	\$ 86,046	\$ 73,277

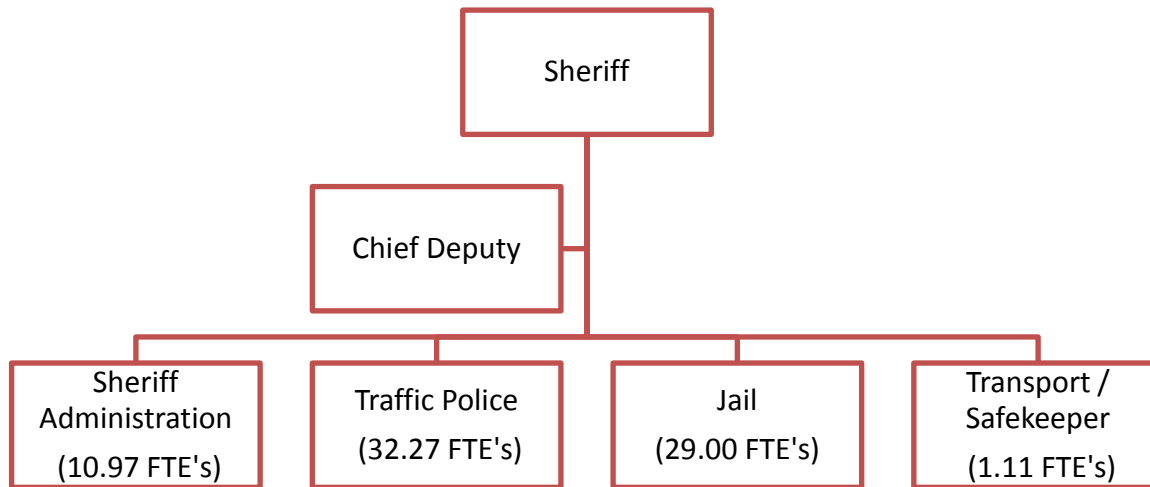
101-0801-62130-000-000	2015 Adopted	Incr/Decr 2012 Budget	2014 Budget	2013 Budget	2012 Budget	2011 Budget
Number of Positions (FTE's)						
Regular	1.15	-	1.15	1.15	1.15	1.15
Part-Time/Temporary	-	-	-	-	-	-
Request for Program Improvement	-	-	-	-	-	-
Total	1.15	-	1.15	1.15	1.15	1.15

Sheriff and Corrections

Statement of Purpose

The Wood County Sheriff's Department will be a public service example by providing the full range of law enforcement services needed by Wood County citizens in the 21st Century. The Department will enforce laws to protect life and property, properly maintain and administer a cutting edge jail facility including implementation of innovative means of incarceration and assist in the lawful function of the Circuit Court. Additionally the Department will be committed to specialized and support services to provide "cutting edge" investigations and necessary responses and outcomes to our citizens.

We will accomplish these objectives by employing highly skilled, highly trained personnel held to exceptional personal and ethical standards with responsibility to respond to our organizational and community needs.



Number of Positions (FTE)	2014	2013	2012	2011	2010	2009	2008	2007	2006	2005	2004	2003
Total	75.35	74.13	75.16	75.16	75.16	75.16	75.16	72.16	71.62	68.59	80.19	82.16

WOOD COUNTY SHERIFF'S DEPARTMENT											
2015											
Category	Sheriff Administration 52110	Indian Law Enforcement 52131	Traffic Police 52140	Civil Service 52150	Jail 52710	Transport/ Safekeeper 52711	Jail Surcharge 52721	Electronic Monitoring 52712	2015 Total	Incr(Decr) 2014 Budget	2014 Total
Personal Services	\$ 1,311,576	\$ 28,165	\$ 2,819,440	\$ -	\$ 2,148,016	\$ 40,715	\$ -	\$ -	\$ 6,347,912	1.14%	\$ 6,276,419
Contractual Services	356,295	-	-	500	44,500	1,035,500	124,500	147,825	1,709,120	0.36%	1,702,968
Supplies and Expense	122,830	1,000	38,256	500	247,700	-	60,000	-	470,286	1.67%	462,555
Fixed Charges	482,553	-	-	-	-	-	-	-	482,553	3.39%	466,728
Debt Service	-	-	-	-	-	-	-	-	-	N/A	-
Grants, Contributions & Other	3,000	-	-	-	-	-	-	-	3,000	0.00%	3,000
Total Operating Expenditures	2,276,254	29,165	2,857,696	1,000	2,440,216	1,076,215	184,500	147,825	9,012,871	1.14%	8,911,670
Capital Outlay	263,531	-	-	-	-	-	-	-	263,531	-51.73%	545,934
Other Financing Uses	-	-	-	-	-	-	-	179,661	179,661	41.47%	127,000
Total Expenditures	\$ 2,539,785	\$ 29,165	\$ 2,857,696	\$ 1,000	\$ 2,440,216	\$ 1,076,215	\$ 184,500	\$ 327,486	\$ 9,456,063	-1.34%	\$ 9,584,604
Taxes	-	-	-	-	-	-	-	-	-	N/A	-
Intergovernmental	27,000	18,000	15,000	-	92,500	-	-	-	152,500	12.55%	135,500
Licenses and Permits	-	-	-	-	-	-	-	-	-	N/A	-
Fines, Forfeits and Penalties	-	-	-	-	-	-	-	-	-	N/A	-
Public Charges for Services	174,000	-	40,000	-	255,584	-	48,000	218,453	736,037	-5.48%	778,688
Intergovernmental Charges	58,400	-	10,000	-	-	-	-	-	68,400	-12.76%	78,400
Miscellaneous	-	-	-	-	-	-	-	-	-	N/A	-
Other Financing Sources	-	-	-	-	179,661	-	-	-	179,661	41.47%	127,000
Total Revenues	\$ 259,400	\$ 18,000	\$ 65,000	\$ -	\$ 527,745	\$ -	\$ 48,000	\$ 218,453	\$ 1,136,598	1.52%	\$ 1,119,588
Beginning Carryover	-	59,271	-	-	-	-	177,767	159,033	396,072	10.21%	359,384
Ending Carryover	-	48,106	-	-	-	-	41,267	50,000	139,374	-41.82%	239,538
Tax Levy	\$ 2,280,385	\$ -	\$ 2,792,696	\$ 1,000	\$ 1,912,471	\$ 1,076,215	\$ -	\$ -	\$ 8,062,767	-3.38%	\$ 8,345,170
Wages & Fringes Contingency	-	-	-	-	-	-	-	-	-	N/A	-
Net Tax Levy	\$ 2,280,385	\$ -	\$ 2,792,696	\$ 1,000	\$ 1,912,471	\$ 1,076,215	\$ -	\$ -	\$ 8,062,767	-3.38%	\$ 8,345,170
Number of Positions (FTE's)	12.97	-	31.16	-	30.00	1.15	-	-	75.28	(0.07)	75.35

**WOOD COUNTY BUDGET
SUMMARY SHEET
2015**

DEPT A/C NAME FUNCTION	10 SHERIFF SUMMARY TOTAL	2015 Adopted Budget	% Incr (Decr) 2014 Budget	2014 Revised Budget	Actual Through 6/30/2014	2014 Estimated	2013 Actual
Personal Services		\$ 6,347,912	1.14%	\$ 6,276,419	\$ 2,780,348	\$ 5,911,205	\$ 5,943,513
Contractual Services		1,709,120	0.36%	1,702,968	664,507	1,585,524	1,521,828
Supplies and Expense		470,286	1.67%	462,555	93,630	369,900	306,114
Fixed Charges		482,553	3.39%	466,728	281,362	466,728	478,522
Debt Service		-	N/A	-	-	-	-
Grants, Contributions & Other		3,000	0.00%	3,000	3,000	3,000	3,000
Total Operating Expenditures		9,012,871	1.14%	8,911,670	3,822,847	8,336,358	8,252,977
Capital Outlay		263,531	-51.73%	545,934	500,814	545,934	183,399
Other Financing Uses		179,661	41.47%	127,000	-	127,000	-
Total Expenditures		\$ 9,456,063	-1.34%	\$ 9,584,604	\$ 4,323,661	\$ 9,009,292	\$ 8,436,376
Taxes		-	N/A	-	-	-	-
Intergovernmental		152,500	12.55%	135,500	38,500	122,527	146,141
Licenses and Permits		-	N/A	-	-	-	-
Fines, Forfeits and Penalties		-	N/A	-	-	-	-
Public Charges for Services		736,037	-5.48%	778,688	233,729	540,257	515,080
Intergovernmental Charges		68,400	-12.76%	78,400	29,592	53,903	46,472
Miscellaneous		-	N/A	-	1,607	1,607	2,716
Other Financing Sources		179,661	41.47%	127,000	-	127,000	117,000
Total Revenues		\$ 1,136,598	1.52%	\$ 1,119,588	\$ 303,428	\$ 845,294	\$ 827,409
Beginning Carryover		396,072	10.21%	359,384	435,680	435,680	344,688
Ending Carryover		139,374	-41.82%	239,538	499,248	396,072	435,680
Tax Levy		\$ 8,062,767	-3.38%	\$ 8,345,170	\$ 4,083,800	\$ 8,124,389	\$ 7,699,959

101-2501-62110-000-000 Number of Positions (FTE's)	2015 Adopted	Incr/Decr 2014 Budget	2014 Budget	2013 Budget	2012 Budget	2011 Budget
Regular	72.97	(0.07)	73.04	74.13	75.16	75.16
Part-Time/Temporary	2.31	-	2.31	-	-	-
Request for Program Improvement	-	-	-	-	-	-
Total	75.28	(0.07)	75.35	74.13	75.16	75.16

**WOOD COUNTY BUDGET
SUMMARY SHEET
2015**

DEPT A/C NAME FUNCTION	2	SHERIFF SHERIFF ADMINISTRATION 52110
---------------------------------------	----------	---

Category	2015 Adopted Budget	% Incr (Decr) 2014 Budget	2014 Revised Budget	Actual Through 6/30/2014	2014 Estimated	2013 Actual
Personal Services	\$ 1,311,576	2.45%	\$ 1,280,249	\$ 600,888	\$ 1,250,619	\$ 1,235,787
Contractual Services	356,295	5.43%	337,943	152,850	335,751	311,738
Supplies and Expense	122,830	-3.91%	127,830	16,742	110,200	93,636
Fixed Charges	482,553	3.39%	466,728	281,362	466,728	478,522
Debt Service	-	N/A	-	-	-	-
Grants, Contributions & Other	3,000	0.00%	3,000	3,000	3,000	3,000
Total Operating Expenditures	2,276,254	2.73%	2,215,750	1,054,842	2,166,298	2,122,684
Capital Outlay	263,531	-51.73%	545,934	500,814	545,934	183,399
Other Financing Uses	-	N/A	-	-	-	-
Total Expenditures	\$ 2,539,785	-8.03%	\$ 2,761,684	\$ 1,555,657	\$ 2,712,232	\$ 2,306,083
Taxes	-	N/A	-	-	-	-
Intergovernmental	27,000	-15.63%	32,000	20,473	27,000	20,465
Licenses and Permits	-	N/A	-	-	-	-
Fines, Forfeits and Penalties	-	N/A	-	-	-	-
Public Charges for Services	174,000	-4.80%	182,775	57,950	140,300	126,510
Intergovernmental Charges	58,400	-14.62%	68,400	19,688	44,000	36,061
Miscellaneous	-	N/A	-	1,607	1,607	2,716
Other Financing Sources	-	-100.00%	117,000	-	117,000	117,000
Total Revenues	\$ 259,400	-35.18%	\$ 400,175	\$ 99,718	\$ 329,907	\$ 302,753
Beginning Carryover	-	N/A	-	-	-	-
Ending Carryover	-	N/A	-	-	-	-
Tax Levy	\$ 2,280,385	-3.44%	\$ 2,361,509	\$ 1,455,938	\$ 2,382,325	\$ 2,003,330

101-2501-62110-000-000 Number of Positions (FTE's)	2015 Adopted	Incr/Decr 2014 Budget	2014 Budget	2013 Budget	2012 Budget	2011 Budget
Regular	12.97	-	12.97	12.97	14.91	15.91
Part-Time/Temporary	-	-	-	-	-	-
Request for Program Improvement	-	-	-	-	-	-
Total	12.97	(0.00)	12.97	12.97	14.91	15.91

**WOOD COUNTY BUDGET
SUMMARY SHEET
2015**

DEPT A/C NAME FUNCTION	7	SHERIFF INDIAN LAW ENFORCEMENT 52131
---------------------------------------	---	---

Category	2015 Adopted Budget	% Incr (Decr) 2014 Budget	2014 Revised Budget	Actual Through 6/30/2014	2014 Estimated	2013 Actual
Personal Services	\$ 28,165	15.08%	\$ 24,474	\$ 4,281	\$ 23,052	\$ 17,492
Contractual Services	-	N/A	-	-	-	-
Supplies and Expense	1,000	0.00%	1,000	-	1,000	1,000
Fixed Charges	-	N/A	-	-	-	-
Debt Service	-	N/A	-	-	-	-
Grants, Contributions & Other	-	N/A	-	-	-	-
Total Operating Expenditures	29,165	14.49%	25,474	4,281	24,052	18,492
Capital Outlay	-	N/A	-	-	-	-
Other Financing Uses	-	N/A	-	-	-	-
Total Expenditures	\$ 29,165	14.49%	\$ 25,474	\$ 4,281	\$ 24,052	\$ 18,492
Taxes	-	N/A	-	-	-	-
Intergovernmental	18,000	5.88%	17,000	18,027	18,027	18,027
Licenses and Permits	-	N/A	-	-	-	-
Fines, Forfeits and Penalties	-	N/A	-	-	-	-
Public Charges for Services	-	N/A	-	-	-	-
Intergovernmental Charges	-	N/A	-	-	-	-
Miscellaneous	-	N/A	-	-	-	-
Other Financing Sources	-	N/A	-	-	-	-
Total Revenues	\$ 18,000	5.88%	\$ 17,000	\$ 18,027	\$ 18,027	\$ 18,027
Beginning Carryover	59,271	-9.23%	65,296	65,296	65,296	65,761
Ending Carryover	48,106	-15.34%	56,822	79,042	59,271	65,296
Tax Levy	-	N/A	-	-	-	-

Number of Positions (FTE's)	2015 Adopted	Incr/Decr 2014 Budget	2014 Budget	2013 Budget	2012 Budget	2011 Budget
Regular	-	-	-	-	-	-
Part-Time/Temporary	-	-	-	-	-	-
Request for Program Improvement	-	-	-	-	-	-
Total	-	-	-	-	-	-

**WOOD COUNTY BUDGET
SUMMARY SHEET
2015**

DEPT A/C NAME FUNCTION	5	SHERIFF TRAFFIC POLICE 52140
---------------------------------------	----------	---

Category	2015 Adopted Budget	% Incr (Decr) 2014 Budget	2014 Revised Budget	Actual Through 6/30/2014	2014 Estimated	2013 Actual
Personal Services	\$ 2,819,440	-1.34%	\$ 2,857,653	\$ 1,237,845	\$ 2,667,606	\$ 2,699,278
Contractual Services	-	N/A	-	-	-	-
Supplies and Expense	38,256	53.02%	25,000	5,104	25,000	28,677
Fixed Charges	-	N/A	-	-	-	-
Debt Service	-	N/A	-	-	-	-
Grants, Contributions & Other	-	N/A	-	-	-	-
Total Operating Expenditures	2,857,696	-0.87%	2,882,653	1,242,948	2,692,606	2,727,955
Capital Outlay	-	N/A	-	-	-	-
Other Financing Uses	-	N/A	-	-	-	-
Total Expenditures	\$ 2,857,696	-0.87%	\$ 2,882,653	\$ 1,242,948	\$ 2,692,606	\$ 2,727,955
Taxes	-	N/A	-	-	-	-
Intergovernmental	15,000	-57.14%	35,000	-	10,000	36,798
Licenses and Permits	-	N/A	-	-	-	-
Fines, Forfeits and Penalties	-	N/A	-	-	-	-
Public Charges for Services	40,000	-11.11%	45,000	13,810	28,000	26,227
Intergovernmental Charges	10,000	0.00%	10,000	9,903	9,903	10,411
Miscellaneous	-	N/A	-	-	-	-
Other Financing Sources	-	N/A	-	-	-	-
Total Revenues	\$ 65,000	-27.78%	\$ 90,000	\$ 23,714	\$ 47,903	\$ 73,435
Beginning Carryover	-	N/A	-	-	-	-
Ending Carryover	-	N/A	-	-	-	-
Tax Levy	\$ 2,792,696	0.00%	\$ 2,792,653	\$ 1,219,235	\$ 2,644,703	\$ 2,654,520

101-2504-62140-000-000 Number of Positions (FTE's)	2015 Adopted	Incr/Decr 2014 Budget	2014 Budget	2013 Budget	2012 Budget	2011 Budget
Regular	30.00	(1.11)	31.11	30.00	30.25	29.25
Part-Time/Temporary	1.16	-	1.16	1.16	-	-
Request for Program Improvement	-	-	-	-	-	-
Total	31.16	(1.11)	32.27	31.16	30.25	29.25

**WOOD COUNTY BUDGET
SUMMARY SHEET
2015**

DEPT A/C NAME FUNCTION	6	SHERIFF CIVIL SERVICE 52150				
Category	2015 Adopted Budget	% Incr (Decr) 2014 Budget	2014 Revised Budget	Actual Through 6/30/2014	2014 Estimated	2013 Actual
Personal Services	\$ -	N/A	\$ -	\$ -	\$ -	\$ -
Contractual Services	500	-50.00%	1,000	-	-	-
Supplies and Expense	500	-50.00%	1,000	-	-	-
Fixed Charges	-	N/A	-	-	-	-
Debt Service	-	N/A	-	-	-	-
Grants, Contributions & Other	-	N/A	-	-	-	-
Total Operating Expenditures	1,000	-50.00%	2,000	-	-	-
Capital Outlay	-	N/A	-	-	-	-
Other Financing Uses	-	N/A	-	-	-	-
Total Expenditures	\$ 1,000	-50.00%	\$ 2,000	\$ -	\$ -	\$ -
Taxes	-	N/A	-	-	-	-
Intergovernmental	-	N/A	-	-	-	-
Licenses and Permits	-	N/A	-	-	-	-
Fines, Forfeits and Penalties	-	N/A	-	-	-	-
Public Charges for Services	-	N/A	-	-	-	-
Intergovernmental Charges	-	N/A	-	-	-	-
Miscellaneous	-	N/A	-	-	-	-
Other Financing Sources	-	N/A	-	-	-	-
Total Revenues	\$ -	N/A	\$ -	\$ -	\$ -	\$ -
Beginning Carryover	-	N/A	-	-	-	-
Ending Carryover	-	N/A	-	-	-	-
Tax Levy	\$ 1,000	-50.00%	\$ 2,000	\$ -	\$ -	\$ -

	2015 Adopted	Incr/Decr 2014 Budget	2014 Budget	2013 Budget	2012 Budget	2011 Budget
Number of Positions (FTE's)						
Regular	-	-	-	-	-	-
Part-Time/Temporary	-	-	-	-	-	-
Request for Program Improvement	-	-	-	-	-	-
Total	-	-	-	-	-	-

**WOOD COUNTY BUDGET
SUMMARY SHEET
2015**

DEPT A/C NAME FUNCTION	4	SHERIFF JAIL 52710				
Category	2015 Adopted Budget	% Incr (Decr) 2014 Budget	2014 Revised Budget	Actual Through 6/30/2014	2014 Estimated	2013 Actual
Personal Services	\$ 2,148,016	3.52%	\$ 2,074,983	\$ 918,234	\$ 1,929,629	\$ 1,950,497
Contractual Services	44,500	-64.40%	125,000	55,989	125,000	101,799
Supplies and Expense	247,700	-0.01%	247,725	71,784	218,700	182,800
Fixed Charges	-	N/A	-	-	-	-
Debt Service	-	N/A	-	-	-	-
Grants, Contributions & Other	-	N/A	-	-	-	-
Total Operating Expenditures	2,440,216	-0.31%	2,447,708	1,046,007	2,273,329	2,235,096
Capital Outlay	-	N/A	-	-	-	-
Other Financing Uses	-	N/A	-	-	-	-
Total Expenditures	\$ 2,440,216	-0.31%	\$ 2,447,708	\$ 1,046,007	\$ 2,273,329	\$ 2,235,096
Taxes	-	N/A	-	-	-	-
Intergovernmental	92,500	79.61%	51,500	-	67,500	70,851
Licenses and Permits	-	N/A	-	-	-	-
Fines, Forfeits and Penalties	-	N/A	-	-	-	-
Public Charges for Services	255,584	-6.88%	274,460	67,106	155,457	154,347
Intergovernmental Charges	-	N/A	-	-	-	-
Miscellaneous	-	N/A	-	-	-	-
Other Financing Sources	179,661	1696.61%	10,000	-	10,000	-
Total Revenues	\$ 527,745	57.09%	\$ 335,960	\$ 67,106	\$ 232,957	\$ 225,198
Beginning Carryover	-	N/A	-	-	-	-
Ending Carryover	-	N/A	-	-	-	-
Tax Levy	\$ 1,912,471	-9.44%	\$ 2,111,748	\$ 978,901	\$ 2,040,372	\$ 2,009,897

101-2506-62710-000-000	2015 Adopted	Incr/Decr 2014 Budget	2014 Budget	2013 Budget	2012 Budget	2011 Budget
Number of Positions (FTE's)	30.00	1.00	29.00	29.00	29.00	29.00
Regular	30.00	1.00	29.00	29.00	29.00	29.00
Part-Time/Temporary	-	-	-	-	-	-
Request for Program Improvement	-	-	-	-	-	-
Total	30.00	1.00	29.00	29.00	29.00	29.00

**WOOD COUNTY BUDGET
SUMMARY SHEET
2015**

DEPT A/C NAME FUNCTION	3	SHERIFF TRANSPORT/SAFEKEEPER 52711
---------------------------------------	----------	---

Category	2015 Adopted Budget	% Incr (Decr) 2014 Budgeted	2014 Revised Budget	Actual Through 6/30/2014	2014 Estimated	2013 Actual
Personal Services	\$ 40,715	4.24%	\$ 39,060	\$ 19,101	\$ 40,300	\$ 40,460
Contractual Services	1,035,500	-0.26%	1,038,200	410,625	1,016,689	991,752
Supplies and Expense	-	N/A	-	-	-	-
Fixed Charges	-	N/A	-	-	-	-
Debt Service	-	N/A	-	-	-	-
Grants, Contributions & Other	-	N/A	-	-	-	-
Total Operating Expenditures	1,076,215	-0.10%	1,077,260	429,726	1,056,990	1,032,211
Capital Outlay	-	N/A	-	-	-	-
Other Financing Uses	-	N/A	-	-	-	-
Total Expenditures	\$ 1,076,215	-0.10%	\$ 1,077,260	\$ 429,726	\$ 1,056,990	\$ 1,032,211
Taxes	-	N/A	-	-	-	-
Intergovernmental	-	N/A	-	-	-	-
Licenses and Permits	-	N/A	-	-	-	-
Fines, Forfeits and Penalties	-	N/A	-	-	-	-
Public Charges for Services	-	N/A	-	-	-	-
Intergovernmental Charges	-	N/A	-	-	-	-
Miscellaneous	-	N/A	-	-	-	-
Other Financing Sources	-	N/A	-	-	-	-
Total Revenues	\$ -	N/A	\$ -	\$ -	\$ -	\$ -
	-	N/A	-	-	-	-
	-	N/A	-	-	-	-
Tax Levy	\$ 1,076,215	-0.10%	\$ 1,077,260	\$ 429,726	\$ 1,056,990	\$ 1,032,211

101-2507-62711-000-000 Number of Positions (FTE's)	2015 Adopted	Incr/Decr 2014 Budget	2014 Budget	2013 Budget	2012 Budget	2011 Budget
Regular	-	-	-	-	-	-
Part-Time/Temporary	1.15	0.04	1.11	1.00	1.00	1.00
Request for Program Improvement	-	-	-	-	-	-
Total	1.15	0.04	1.11	1.00	1.00	1.00

**WOOD COUNTY BUDGET
SUMMARY SHEET
2015**

DEPT A/C NAME FUNCTION	8	SHERIFF JAIL SURCHARGE 52721
---------------------------------------	----------	---

Category	2015 Adopted Budget	% Incr (Decr) 2014 Budget	2014 Revised Budget	Actual Through 6/30/2014	2014 Estimated	2013 Actual
Personal Services	\$ -	N/A	\$ -	\$ -	\$ -	\$ -
Contractual Services	124,500	134.91%	53,000	-	18,000	17,664
Supplies and Expense	60,000	0.00%	60,000	-	15,000	-
Fixed Charges	-	N/A	-	-	-	-
Debt Service	-	N/A	-	-	-	-
Grants, Contributions & Other	-	N/A	-	-	-	-
Total Operating Expenditures	184,500	63.27%	113,000	-	33,000	17,664
Capital Outlay	-	N/A	-	-	-	-
Other Financing Uses	-	N/A	-	-	-	-
Total Expenditures	\$ 184,500	63.27%	\$ 113,000	\$ -	\$ 33,000	\$ 17,664
Taxes	-	N/A	-	-	-	-
Intergovernmental	-	N/A	-	-	-	-
Licenses and Permits	-	N/A	-	-	-	-
Fines, Forfeits and Penalties	-	N/A	-	-	-	-
Public Charges for Services	48,000	-17.24%	58,000	18,797	38,000	45,418
Intergovernmental Charges	-	N/A	-	-	-	-
Miscellaneous	-	N/A	-	-	-	-
Other Financing Sources	-	N/A	-	-	-	-
Total Revenues	\$ 48,000	-17.24%	\$ 58,000	\$ 18,797	\$ 38,000	\$ 45,418
Beginning Carryover	177,767	29.61%	137,154	172,767	172,767	145,013
Ending Carryover	41,267	-49.77%	82,154	191,564	177,767	172,767
Tax Levy	\$ -	N/A	\$ -	\$ -	\$ -	\$ -

Number of Positions (FTE's)	2015 Adopted	Incr/Decr 2014 Budget	2014 Budget	2013 Budget	2012 Budget	2011 Budget
Regular	-	-	-	-	-	-
Part-Time/Temporary	-	-	-	-	-	-
Request for Program Improvement	-	-	-	-	-	-
Total	-	-	-	-	-	-

**WOOD COUNTY BUDGET
SUMMARY SHEET
2015**

DEPT A/C NAME FUNCTION	9	SHERIFF ELECTRONIC MONITORING 52712
---------------------------------------	----------	--

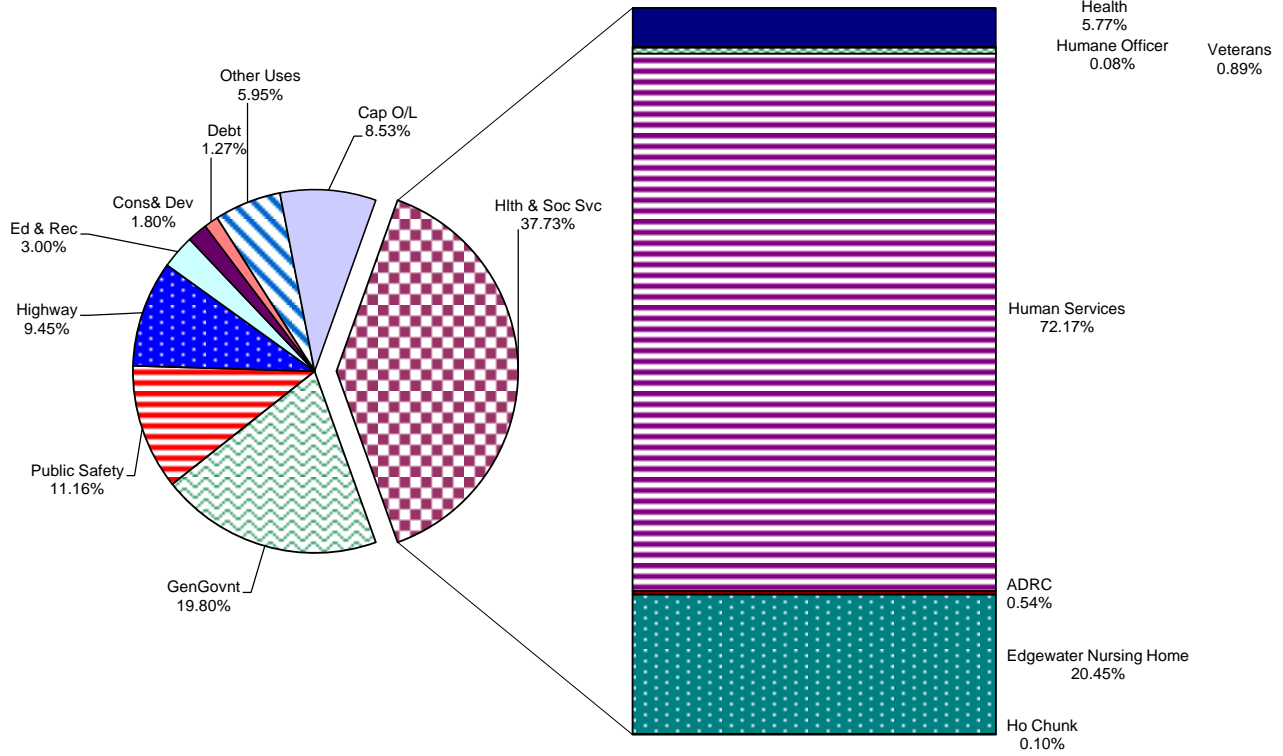
Category	2015 Adopted Budget	% Incr (Decr) 2014 Budget	2014 Revised Budget	Actual Through 6/30/2014	2014 Estimated	2013 Actual
Personal Services	\$ -	N/A	\$ -	\$ -	\$ -	\$ -
Contractual Services	147,825	0.00%	147,825	45,042	90,084	98,875
Supplies and Expense	-	N/A	-	-	-	-
Fixed Charges	-	N/A	-	-	-	-
Debt Service	-	N/A	-	-	-	-
Grants, Contributions & Other	-	N/A	-	-	-	-
Total Operating Expenditures	147,825	0.00%	147,825	45,042	90,084	98,875
Capital Outlay	-	N/A	-	-	-	-
Other Financing Uses	179,661	41.47%	127,000	-	127,000	-
Total Expenditures	\$ 327,486	19.16%	\$ 274,825	\$ 45,042	\$ 217,084	\$ 98,875
Taxes	-	N/A	-	-	-	-
Intergovernmental	-	N/A	-	-	-	-
Licenses and Permits	-	N/A	-	-	-	-
Fines, Forfeits and Penalties	-	N/A	-	-	-	-
Public Charges for Services	218,453	0.00%	218,453	76,067	178,500	162,578
Intergovernmental Charges	-	N/A	-	-	-	-
Miscellaneous	-	N/A	-	-	-	-
Other Financing Sources	-	N/A	-	-	-	-
Total Revenues	\$ 218,453	0.00%	\$ 218,453	\$ 76,067	\$ 178,500	\$ 162,578
Beginning Carryover	159,033	1.34%	156,934	197,617	197,617	133,914
Ending Carryover	50,000	-50.28%	100,562	228,642	159,033	197,617
Tax Levy	\$ -	N/A	\$ -	\$ -	\$ -	\$ -

Number of Positions (FTE's)	2015 Adopted	Incr/Decr 2014 Budget	2014 Budget	2013 Budget	2012 Budget	2011 Budget
Regular	-	-	-	-	-	-
Part-Time/Temporary	-	-	-	-	-	-
Request for Program Improvement	-	-	-	-	-	-
Total	-	-	-	-	-	-

HEALTH AND HUMAN SERVICES

COUNTY OF WOOD

2015 Expense Budget by Activity

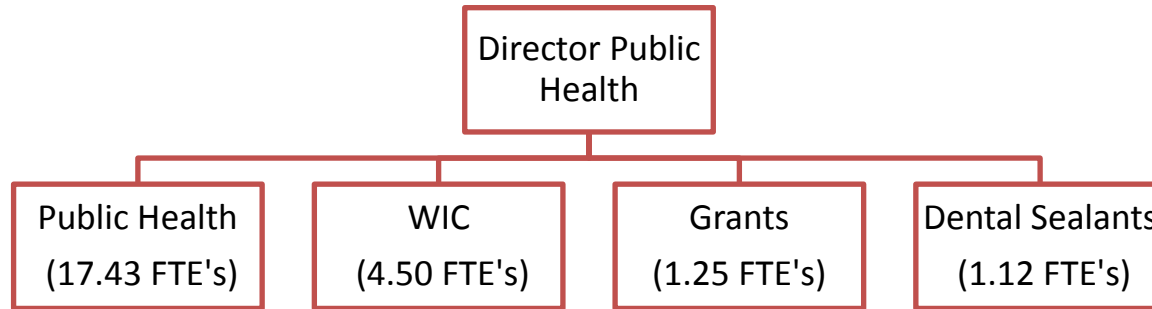


Detail by Percentage of Health and Human Services Expenses

Health Department

Statement of Purpose

Public Health for Wood County is the agency responsible for promotion of wellness, prevention of disease and provision of a healthful environment. The Department serves as an initiator, advocate and provider of preventive services to identify and minimize health risk. The Department collaborates with other professionals and consumers in the development of a systematic, community-wide network of services.



Number of Positions (FTE)	2014	2013	2012	2011	2010	2009	2008	2007	2006	2005	2004	2003
Total	25.30	25.30	25.30	25.34	24.72	25.06	26.76	26.86	26.87	28.21	28.01	28.65

WOOD COUNTY HEALTH DEPARTMENT BUDGET SUMMARY							
Category	Public Health 54121	WIC 54122	Grants 54128	Dental Sealants 54130	2015 Total	Incr(Decr) 2014 Budget	2014 Total
Personal Services	\$ 1,379,725	\$ 265,840	\$ 92,688	\$ 74,359	\$ 1,812,612	-0.55%	\$ 1,822,678
Contractual Services	21,746	10,158	1,735	940	34,579	-66.28%	102,536
Supplies and Expense	122,550	29,211	5,430	9,800	166,991	12.54%	148,381
Fixed Charges	80,669	24,592	1,674	3,610	110,545	-5.58%	117,074
Debt Service	-	-	-	-	-	N/A	-
Grants, Contributions & Other	-	-	-	-	-	N/A	-
Total Operating Expenditures	1,604,690	329,801	101,527	88,709	2,124,727	-3.01%	2,190,669
Capital Outlay	-	-	-	-	-	N/A	-
Other Financing Uses	-	-	-	-	-	N/A	-
Total Expenditures	\$ 1,604,690	\$ 329,801	\$ 101,527	\$ 88,709	\$ 2,124,727	-3.01%	\$ 2,190,669
Taxes	-	-	-	-	-	N/A	-
Intergovernmental	64,956	329,801	95,041	-	489,798	3.66%	472,512
Licenses and Permits	170,000	-	-	-	170,000	0.00%	170,000
Fines, Forfeits and Penalties	-	-	-	-	-	N/A	-
Public Charges for Services	55,000	-	-	40,000	95,000	-2.91%	97,850
Intergovernmental Charges	20,532	-	-	-	20,532	-0.62%	20,660
Miscellaneous	20,000	-	-	38,500	58,500	-67.03%	177,423
Other Financing Sources	-	-	-	-	-	N/A	-
Total Revenues	\$ 330,488	\$ 329,801	\$ 95,041	\$ 78,500	\$ 833,830	-11.15%	\$ 938,445
Beginning Carryover	-	5,664	36,317	43,978	85,959	-10.78%	96,341
Endind Carryover	-	5,664	29,831	33,769	69,264	-12.17%	78,860
Tax Levy	\$ 1,274,202	\$ -	\$ -	\$ -	\$ 1,274,202	3.20%	\$ 1,234,743
Number of Positions (FTE's)	17.95	4.63	1.25	1.12	24.95	(0.35)	25.30

WOOD COUNTY BUDGET SUMMARY SHEET 2015						
DEPT A/C NAME FUNCTION	PUBLIC HEALTH SUMMARY TOTAL					
Category	2015 Adopted Budget	% Incr(Decr) 2014 Budget	2014 Revised Budget	Actual Through 6/30/2014	2014 Estimated	2013 Actual
Personal Services	\$ 1,812,612	-0.55%	\$ 1,822,678	\$ 832,852	\$ 1,729,713	\$ 1,701,821
Contractual Services	34,579	-66.28%	102,536	41,879	110,205	119,443
Supplies and Expense	166,991	12.54%	148,381	84,174	183,538	339,210
Fixed Charges	110,545	-5.58%	117,074	65,277	113,780	113,522
Debt Service	-	N/A	-	-	-	-
Grants, Contributions & Other	-	N/A	-	-	-	-
Total Operating Expenditures	2,124,727	-3.01%	2,190,669	1,024,183	2,137,236	2,273,996
Capital Outlay	-	N/A	-	-	-	6,400
Other Financing Uses	-	N/A	-	-	-	-
Total Expenditures	\$ 2,124,727	-3.01%	\$ 2,190,669	\$ 1,024,183	\$ 2,137,236	\$ 2,280,396
Taxes	-	N/A	-	-	-	-
Intergovernmental	489,798	3.66%	472,512	232,497	484,008	477,210
Licenses and Permits	170,000	0.00%	170,000	134,964	167,406	179,418
Fines, Forfeits and Penalties	-	N/A	-	-	-	-
Public Charges for Services	95,000	-2.91%	97,850	59,294	92,751	100,992
Intergovernmental Charges	20,532	-0.62%	20,660	10,393	21,988	20,931
Miscellaneous	58,500	-67.03%	177,423	98,660	138,179	303,013
Other Financing Sources	-	N/A	-	-	-	-
Total Revenues	\$ 833,830	-11.15%	\$ 938,445	\$ 535,808	\$ 904,332	\$ 1,081,563
Beginning Carryover	85,959	-10.78%	96,341	96,341	96,341	108,363
Ending Carryover	69,264	-12.17%	78,860	124,007	85,959	96,341
Tax Levy	\$ 1,274,202	3.20%	\$ 1,234,743	\$ 516,040	\$ 1,222,522	\$ 1,186,811

101-1501-64121-000-000	2015 Adopted	Incr/Decr 2012 Budget	2014 Budget	2013 Budget	2012 Budget	2011 Budget
Number of Positions (FTE's)						
Regular	24.03	(0.35)	24.38	24.38	24.38	24.42
Part-Time/Temporary	0.92	-	0.92	0.92	0.92	0.92
Request for Program Improvement	-	-	-	-	-	-
Total	24.95	(0.35)	25.30	25.30	25.30	25.34

**WOOD COUNTY BUDGET
SUMMARY SHEET
2015**

DEPT A/C NAME FUNCTION	2					
		PUBLIC HEALTH PUBLIC HEALTH 54121				
Category	2015 Adopted Budget	% Incr(Decr) 2014 Budget	2014 Revised Budget	Actual Through 6/30/2014	2014 Estimated	2013 Actual
Personal Services	\$ 1,379,725	-0.82%	\$ 1,391,134	\$ 633,197	\$ 1,315,196	\$ 1,290,026
Contractual Services	21,746	-76.20%	91,356	35,028	98,299	106,695
Supplies and Expense	122,550	6.41%	115,172	72,307	145,686	305,519
Fixed Charges	80,669	-13.96%	93,755	51,839	87,376	93,203
Debt Service	-	N/A	-	-	-	-
Grants, Contributions & Other	-	N/A	-	-	-	-
Total Operating Expenditures	1,604,690	-5.13%	1,691,417	792,371	1,646,557	1,795,444
Capital Outlay	-	N/A	-	-	-	6,400
Other Financing Uses	-	N/A	-	-	-	-
Total Expenditures	\$ 1,604,690	-5.13%	\$ 1,691,417	\$ 792,371	\$ 1,646,557	\$ 1,801,844
Taxes	-	N/A	-	-	-	-
Intergovernmental	64,956	-6.19%	69,241	41,289	84,328	93,084
Licenses and Permits	170,000	0.00%	170,000	134,964	167,406	179,418
Fines, Forfeits and Penalties	-	N/A	-	-	-	-
Public Charges for Services	55,000	-4.93%	57,850	26,565	50,680	58,108
Intergovernmental Charges	20,532	-0.62%	20,660	10,393	21,988	20,931
Miscellaneous	20,000	-85.60%	138,923	63,120	99,633	263,494
Other Financing Sources	-	N/A	-	-	-	-
Total Revenues	\$ 330,488	-27.63%	\$ 456,674	\$ 276,331	\$ 424,035	\$ 615,033
Beginning Carryover	-	N/A	-	-	-	-
Ending Carryover	-	N/A	-	-	-	-
Tax Levy	\$ 1,274,202	3.20%	\$ 1,234,743	\$ 516,040	\$ 1,222,522	\$ 1,186,811

101-1501-64121-000-000	2015 Adopted	Incr/Decr 2012 Budget	2014 Budget	2013 Budget	2012 Budget	2011 Budget
Number of Positions (FTE's)						
Regular	17.95	(0.48)	18.43	18.04	18.66	18.31
Part-Time/Temporary	-	-	-	-	-	-
Request for Program Improvement	-	-	-	-	-	-
Total	17.95	(0.48)	18.43	18.04	18.66	18.31

WOOD COUNTY BUDGET SUMMARY SHEET 2015						
DEPT A/C NAME FUNCTION	3 PUBLIC HEALTH WIC 54122					
Category	2015 Adopted Budget	% Incr(Decr) 2014 Budget	2014 Revised Budget	Actual Through 6/30/2014	2014 Estimated	2013 Actual
Personal Services	\$ 265,840	-0.58%	\$ 267,390	\$ 121,430	\$ 251,840	\$ 247,324
Contractual Services	10,158	19.51%	8,500	5,215	9,511	7,852
Supplies and Expense	29,211	49.39%	19,554	10,121	25,535	16,888
Fixed Charges	24,592	23.53%	19,908	10,265	21,077	17,496
Debt Service	-	N/A	-	-	-	-
Grants, Contributions & Other	-	N/A	-	-	-	-
Total Operating Expenditures	329,801	4.58%	315,352	147,030	307,964	289,560
Capital Outlay	-	N/A	-	-	-	-
Other Financing Uses	-	N/A	-	-	-	-
Total Expenditures	\$ 329,801	4.58%	\$ 315,352	\$ 147,030	\$ 307,964	\$ 289,560
Taxes	-	N/A	-	-	-	-
Intergovernmental	329,801	3.70%	318,047	146,701	307,964	289,438
Licenses and Permits	-	N/A	-	-	-	-
Fines, Forfeits and Penalties	-	N/A	-	-	-	-
Public Charges for Services	-	N/A	-	-	-	-
Intergovernmental Charges	-	N/A	-	-	-	-
Miscellaneous	-	N/A	-	-	-	-
Other Financing Sources	-	N/A	-	-	-	-
Total Revenues	\$ 329,801	3.70%	\$ 318,047	\$ 146,701	\$ 307,964	\$ 289,438
Beginning Carryover	5,664	0.00%	5,664	5,664	5,664	5,785
Endind Carryover	5,664	-32.24%	8,359	5,334	5,664	5,664
Tax Levy	\$ -	N/A	\$ -	\$ -	\$ -	\$ -

101-1502-64122-000-000	2015 Adopted	Incr/Decr 2012 Budget	2014 Budget	2013 Budget	2012 Budget	2011 Budget
Number of Positions (FTE's)						
Regular	3.96	0.13	3.84	4.20	3.74	3.60
Part-Time/Temporary	0.66	-	0.66	0.66	0.66	0.66
Request for Program Improvement	-	-	-	-	-	-
Total	4.63	0.13	4.50	4.86	4.40	4.26

**WOOD COUNTY BUDGET
SUMMARY SHEET
2015**

DEPT A/C NAME FUNCTION	4	PUBLIC HEALTH GRANTS 54128				
Category	2015 Adopted Budget	% Incr(Decr) 2014 Budget	2014 Revised Budget	Actual Through 6/30/2014	2014 Estimated	2013 Actual
Personal Services	\$ 92,688	0.84%	\$ 91,912	\$ 42,125	\$ 87,620	\$ 86,763
Contractual Services	1,735	-1.42%	1,760	1,217	1,474	3,147
Supplies and Expense	5,430	40.86%	3,855	138	4,716	6,236
Fixed Charges	1,674	217.05%	528	1,116	1,704	312
Debt Service	-	N/A	-	-	-	-
Grants, Contributions & Other	-	N/A	-	-	-	-
Total Operating Expenditures	101,527	3.54%	98,055	44,597	95,514	96,458
Capital Outlay	-	N/A	-	-	-	-
Other Financing Uses	-	N/A	-	-	-	-
Total Expenditures	\$ 101,527	3.54%	\$ 98,055	\$ 44,597	\$ 95,514	\$ 96,458
Taxes	-	N/A	-	-	-	-
Intergovernmental	95,041	11.52%	85,224	44,507	91,716	94,688
Licenses and Permits	-	N/A	-	-	-	-
Fines, Forfeits and Penalties	-	N/A	-	-	-	-
Public Charges for Services	-	N/A	-	-	-	-
Intergovernmental Charges	-	N/A	-	-	-	-
Miscellaneous	-	N/A	-	-	-	-
Other Financing Sources	-	N/A	-	-	-	-
Total Revenues	\$ 95,041	11.52%	\$ 85,224	\$ 44,507	\$ 91,716	\$ 94,688
Beginning Carryover	36,317	-9.47%	40,116	40,116	40,116	41,886
Endind Carryover	29,831	9.33%	27,285	40,026	36,317	40,116
Tax Levy	\$ -	N/A	\$ -	\$ -	\$ -	\$ -

101-1503-64128-000-000	2015 Adopted	Incr/Decr 2012 Budget	2014 Budget	2013 Budget	2012 Budget	2011 Budget
Number of Positions (FTE's)						
Regular	1.25	-	1.25	1.20	1.04	1.61
Part-Time/Temporary	-	-	-	-	-	-
Request for Program Improvement	-	-	-	-	-	-
Total	1.25	-	1.25	1.20	1.04	1.61

**WOOD COUNTY BUDGET
SUMMARY SHEET
2015**

DEPT A/C NAME FUNCTION	5	PUBLIC HEALTH DENTAL SEALANTS 54130				
Category	2015 Adopted Budget	% Incr(Decr) 2014 Budget	2014 Revised Budget	Actual Through 6/30/2014	2014 Estimated	2013 Actual
Personal Services	\$ 74,359	2.93%	\$ 72,242	\$ 36,101	\$ 75,057	\$ 77,708
Contractual Services	940	2.17%	920	420	920	1,748
Supplies and Expense	9,800	0.00%	9,800	1,608	7,601	10,566
Fixed Charges	3,610	25.22%	2,883	2,057	3,623	2,512
Debt Service	-	N/A	-	-	-	-
Grants, Contributions & Other	-	N/A	-	-	-	-
Total Operating Expenditures	88,709	3.34%	85,845	40,185	87,201	92,534
Capital Outlay	-	N/A	-	-	-	-
Other Financing Uses	-	N/A	-	-	-	-
Total Expenditures	\$ 88,709	3.34%	\$ 85,845	\$ 40,185	\$ 87,201	\$ 92,534
Taxes	-	N/A	-	-	-	-
Intergovernmental	-	N/A	-	-	-	-
Licenses and Permits	-	N/A	-	-	-	-
Fines, Forfeits and Penalties	-	N/A	-	-	-	-
Public Charges for Services	40,000	0.00%	40,000	32,729	42,071	42,885
Intergovernmental Charges	-	N/A	-	-	-	-
Miscellaneous	38,500	0.00%	38,500	35,540	38,546	39,519
Other Financing Sources	-	N/A	-	-	-	-
Total Revenues	\$ 78,500	0.00%	\$ 78,500	\$ 68,270	\$ 80,617	\$ 82,404
Beginning Carryover	43,978	-13.02%	50,562	50,562	50,562	60,693
Endind Carryover	33,769	-21.86%	43,217	78,647	43,978	50,562
Tax Levy	-	N/A	-	-	-	-

101-1504-64130-000-000	2015 Adopted	Incr/Decr 2012 Budget	2014 Budget	2013 Budget		
Number of Positions (FTE's)						
Regular	0.87	-	0.87	0.95	0.95	0.91
Part-Time/Temporary	0.25	-	0.25	0.25	0.25	0.25
Request for Program Improvement	-	-	-	-	-	-
Total	1.12	-	1.12	1.20	1.20	1.16

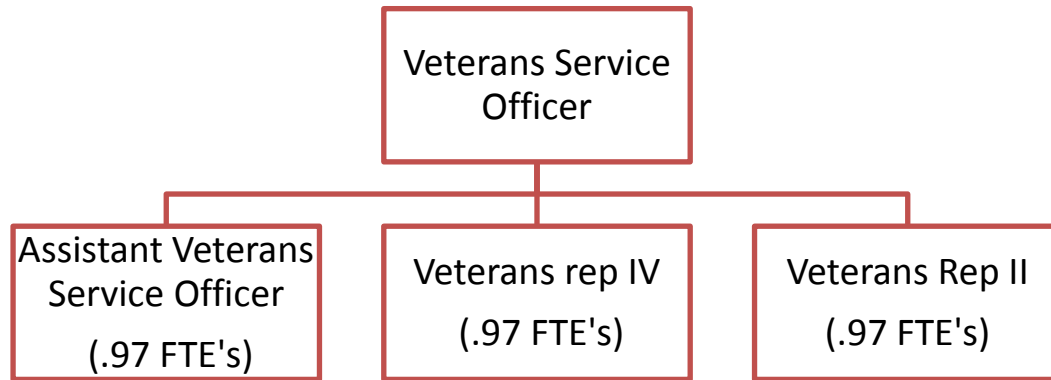
Veteran's Services Officer

Statement of Purpose

The County Veterans Service Office shall advise persons living in the service officer's county who served in the U.S. armed forces regarding any benefits to which they may be entitled or any complaint or problem arising out of such service and render to them and their dependents all possible assistance, make reports to the county board as required, cooperate with state and federal agencies which serve or grant aids or benefits to former military personnel, furnish information about veterans burial places to the Wisconsin Department of Veterans Affairs, separately and distinctly from any other county department.

In order to accomplish this mission the Wood County Veterans Service Office shall advise clients of their rights and responsibilities under applicable state and federal laws. Professional claims representation and advocacy services will be provided to ensure proper adjudication of claims by state and federal veterans agencies. Claims processing assistance will be provided to ensure efficient and effective claims processing for state and federal benefits and programs.

Counseling and referral services will be provided as necessary to meet client needs. Outreach services will be provided to extend service to those clients with special needs. Public information activities will be utilized to raise the visibility of the office within the county's veterans community, and to maintain general public support for the offices programs and services.



Number of Positions (FTE)	2014	2013	2012	2011	2010	2009	2008	2007	2006	2005	2004	2003
Total	3.91	3.91	3.91	3.91	3.91	3.91	3.91	3.91	3.91	3.91	3.91	3.91

WOOD COUNTY VETERANS SERVICES DEPARTMENT BUDGET SUMMARY							
Category	Veterans Relief 54710	Veterans Service Officer 54720	Veterans Donations 54730	Care of Vets Graves 54740	2015 Total	Incr(Decr) 2014 Budget	2014 Total
Personal Services	\$ 63	\$ 290,778	\$ -	\$ -	\$ 290,841	3.38%	\$ 281,345
Contractual Services	-	3,115	-	-	3,115	1.80%	3,060
Supplies and Expense	348	12,149	300	2,865	15,662	14.10%	13,726
Fixed Charges	-	12,625	-	-	12,625	-24.65%	16,755
Debt Service	-	-	-	-	-	N/A	-
Grants, Contributions & Other	3,750	-	-	-	3,750	7.14%	3,500
Total Operating Expenditures	4,161	318,667	300	2,865	325,993	2.39%	318,386
Capital Outlay	-	-	-	-	-	N/A	-
Other Financing Uses	-	-	-	-	-	N/A	-
Total Expenditures	\$ 4,161	\$ 318,667	\$ 300	\$ 2,865	\$ 325,993	2.39%	\$ 318,386
Taxes	-	-	-	-	-	N/A	-
Intergovernmental	-	11,500	-	-	11,500	0.00%	11,500
Licenses and Permits	-	-	-	-	-	N/A	-
Fines, Forfeits and Penalties	-	-	-	-	-	N/A	-
Public Charges for Services	-	-	-	-	-	N/A	-
Intergovernmental Charges	-	-	-	-	-	N/A	-
Miscellaneous	-	-	250	-	250	0.00%	250
Other Financing Sources	-	-	-	-	-	N/A	-
Total Revenues	\$ -	\$ 11,500	\$ 250	\$ -	\$ 11,750	0.00%	\$ 11,750
Beginning Carryover	1,616	-	2,599	-	4,215	-6.73%	4,519
Ending Carryover	1,116	-	2,549	-	3,665	-7.67%	3,969
Tax Levy	\$ 3,661	\$ 307,167	\$ -	\$ 2,865	\$ 313,693	2.49%	\$ 306,086
Wages & Fringes Contingency	-	-	-	-	-	N/A	-
Total Tax Levy	\$ 3,661	\$ 307,167	\$ -	\$ 2,865	\$ 313,693	2.49%	\$ 306,086
Number of Positions (FTE's)	-	3.91	-	-	3.91	-	3.91

**WOOD COUNTY BUDGET
SUMMARY SHEET
2015**

DEPT A/C NAME FUNCTION	2	VETERANS SERVICES SUMMARY TOTAL				
Category	2015 Adopted Budget	% Incr(Decr) 2014 Budget	2014 Revised Budget	Actual Through 6/30/2014	2014 Estimated	2013 Actual
Personal Services	\$ 290,841	3.38%	\$ 281,345	\$ 134,662	\$ 281,304	\$ 274,387
Contractual Services	3,115	1.80%	3,060	1,361	3,060	3,024
Supplies and Expense	15,662	14.10%	13,726	4,073	13,509	10,675
Fixed Charges	12,625	-24.65%	16,755	9,208	14,422	16,840
Debt Service	-	N/A	-	-	-	-
Grants, Contributions & Other	3,750	7.14%	3,500	695	3,500	3,319
Total Operating Expenditures	325,993	2.39%	318,386	149,997	315,795	308,245
Capital Outlay	-	N/A	-	-	-	-
Other Financing Uses	-	N/A	-	-	-	-
Total Expenditures	\$ 325,993	2.39%	\$ 318,386	\$ 149,997	\$ 315,795	\$ 308,245
Taxes	-	N/A	-	-	-	-
Intergovernmental	11,500	0.00%	11,500	11,500	11,500	11,500
Licenses and Permits	-	N/A	-	-	-	-
Fines, Forfeits and Penalties	-	N/A	-	-	-	-
Public Charges for Services	-	N/A	-	-	-	-
Intergovernmental Charges	-	N/A	-	-	-	-
Miscellaneous	250	0.00%	250	500	500	1,261
Other Financing Sources	-	N/A	-	-	-	-
Total Revenues	\$ 11,750	0.00%	\$ 11,750	\$ 12,000	\$ 12,000	\$ 12,761
Beginning Carryover	4,215	-6.73%	4,519	4,354	4,354	4,284
Ending Carryover	3,665	-7.67%	3,969	7,110	4,215	4,354
Tax Levy	\$ 313,693	2.49%	\$ 306,086	\$ 140,753	\$ 303,656	\$ 295,553

	2015 Adopted	Incr/Decr 2014 Budget	2014 Budget	2013 Budget	2012 Budget	2011 Budget
Number of Positions (FTE's)						
Regular	3.91	3.91	3.91	3.91	3.91	3.91
Part-Time/Temporary	-	-	-	-	-	-
Request for Program Improvement	-	-	-	-	-	-
Total	3.91	-	3.91	3.91	3.91	3.91

**WOOD COUNTY BUDGET
SUMMARY SHEET
2015**

DEPT A/C NAME FUNCTION	2					
		VETERANS SERVICES VETERANS RELIEF 54710				
Category	2015 Adopted Budget	% Incr(Decr) 2014 Budget	2014 Revised Budget	Actual Through 6/30/2014	2014 Estimated	2013 Actual
Personal Services	\$ 63	0.00%	\$ 63	\$ 18	\$ 22	\$ 10
Contractual Services	-	N/A	-	-	-	-
Supplies and Expense	348	0.00%	348	228	228	137
Fixed Charges	-	N/A	-	-	-	-
Debt Service	-	N/A	-	-	-	-
Grants, Contributions & Other	3,750	7.14%	3,500	695	3,500	3,319
Total Operating Expenditures	4,161	6.39%	3,911	940	3,750	3,466
Capital Outlay	-	N/A	-	-	-	-
Other Financing Uses	-	N/A	-	-	-	-
Total Expenditures	\$ 4,161	6.39%	\$ 3,911	\$ 940	\$ 3,750	\$ 3,466
Taxes	-	N/A	-	-	-	-
Intergovernmental	-	N/A	-	-	-	-
Licenses and Permits	-	N/A	-	-	-	-
Fines, Forfeits and Penalties	-	N/A	-	-	-	-
Public Charges for Services	-	N/A	-	-	-	-
Intergovernmental Charges	-	N/A	-	-	-	-
Miscellaneous	-	N/A	-	160	160	1,261
Other Financing Sources	-	N/A	-	-	-	-
Total Revenues	\$ -	N/A	\$ -	\$ 160	\$ 160	\$ 1,261
Beginning Carryover	1,616	-20.60%	2,035	1,795	1,795	1,500
Ending Carryover	1,116	-27.31%	1,535	4,426	1,616	1,795
Tax Levy	\$ 3,661	7.33%	\$ 3,411	\$ 3,411	\$ 3,411	\$ 2,500

	2015 Adopted	Incr/Decr 2014 Budget	2014 Budget	2013 Budget	2012 Budget	2011 Budget
Number of Positions (FTE's)						
Regular	-	-	-	-	-	-
Part-Time/Temporary	-	-	-	-	-	-
Request for Program Improvement	-	-	-	-	-	-
Total	-	-	-	-	-	-

**WOOD COUNTY BUDGET
SUMMARY SHEET
2015**

DEPT	3	VETERANS SERVICES				
A/C NAME		VETERANS SERVICE OFFICER				
FUNCTION		54720				
Category	2015 Adopted Budget	% Incr(Decr) 2014 Budget	2014 Revised Budget	Actual Through 6/30/2014	2014 Estimated	2013 Actual
Personal Services	\$ 290,778	3.38%	\$ 281,282	\$ 134,644	\$ 281,282	\$ 274,377
Contractual Services	3,115	1.80%	3,060	1,361	3,060	3,024
Supplies and Expense	12,149	18.96%	10,213	3,365	10,116	7,470
Fixed Charges	12,625	-24.65%	16,755	9,208	14,422	16,840
Debt Service	-	N/A	-	-	-	-
Grants, Contributions & Other	-	N/A	-	-	-	-
Total Operating Expenditures	318,667	2.36%	311,310	148,577	308,880	301,710
Capital Outlay	-	N/A	-	-	-	-
Other Financing Uses	-	N/A	-	-	-	-
Total Expenditures	\$ 318,667	2.36%	\$ 311,310	\$ 148,577	\$ 308,880	\$ 301,710
Taxes	-	N/A	-	-	-	-
Intergovernmental	11,500	0.00%	11,500	11,500	11,500	11,500
Licenses and Permits	-	N/A	-	-	-	-
Fines, Forfeits and Penalties	-	N/A	-	-	-	-
Public Charges for Services	-	N/A	-	-	-	-
Intergovernmental Charges	-	N/A	-	-	-	-
Miscellaneous	-	N/A	-	-	-	-
Other Financing Sources	-	N/A	-	-	-	-
Total Revenues	\$ 11,500	0.00%	\$ 11,500	\$ 11,500	\$ 11,500	\$ 11,500
Beginning Carryover	-	N/A	-	-	-	-
Ending Carryover	-	N/A	-	-	-	-
Tax Levy	\$ 307,167	2.45%	\$ 299,810	\$ 137,077	\$ 297,380	\$ 290,210

101-3102-64720-000-000	2015	Incr/Decr	2014	2013	2012	2011
Number of Positions (FTE's)	Adopted	2014 Budget	Budget	Budget	Budget	Budget
Regular	3.91	3.91	3.91	3.91	3.91	3.91
Part-Time/Temporary	-	-	-	-	-	-
Request for Program Improvement	-	-	-	-	-	-
Total	3.91	-	3.91	3.91	3.91	3.91

**WOOD COUNTY BUDGET
SUMMARY SHEET
2015**

DEPT A/C NAME FUNCTION	4	VETERANS SERVICES VETS DONATIONS 54730				
Category	2015 Adopted Budget	% Incr(Decr) 2014 Budget	2014 Revised Budget	Actual Through 6/30/2014	2014 Estimated	2013 Actual
Personal Services	\$ -	N/A	\$ -	\$ -	\$ -	\$ -
Contractual Services	-	N/A	-	-	-	-
Supplies and Expense	300	0.00%	300	215	300	225
Fixed Charges	-	N/A	-	-	-	-
Debt Service	-	N/A	-	-	-	-
Grants, Contributions & Other	-	N/A	-	-	-	-
Total Operating Expenditures	300	0.00%	300	215	300	225
Capital Outlay	-	N/A	-	-	-	-
Other Financing Uses	-	N/A	-	-	-	-
Total Expenditures	\$ 300	0.00%	\$ 300	\$ 215	\$ 300	\$ 225
Taxes	-	N/A	-	-	-	-
Intergovernmental	-	N/A	-	-	-	-
Licenses and Permits	-	N/A	-	-	-	-
Fines, Forfeits and Penalties	-	N/A	-	-	-	-
Public Charges for Services	-	N/A	-	-	-	-
Intergovernmental Charges	-	N/A	-	-	-	-
Miscellaneous	250	0.00%	250	340	340	-
Other Financing Sources	-	N/A	-	-	-	-
Total Revenues	\$ 250	0.00%	\$ 250	\$ 340	\$ 340	\$ -
Beginning Carryover	2,599	4.63%	2,484	2,559	2,559	2,784
Ending Carryover	2,549	4.72%	2,434	2,684	2,599	2,559
Tax Levy	\$ -	N/A	\$ -	\$ -	\$ -	\$ -

	2015 Adopted	Incr/Decr 2014 Budget	2014 Budget	2013 Budget	2012 Budget	2011 Budget
Number of Positions (FTE's)						
Regular	-	-	-	-	-	-
Part-Time/Temporary	-	-	-	-	-	-
Request for Program Improvement	-	-	-	-	-	-
Total	-	-	-	-	-	-

**WOOD COUNTY BUDGET
SUMMARY SHEET
2015**

DEPT A/C NAME FUNCTION	5	VETERANS SERVICES CARE OF VETERANS GRAVES 54740				
Category	2015 Adopted Budget	% Incr(Decr) 2014 Budget	2014 Revised Budget	Actual Through 6/30/2014	2014 Estimated	2013 Actual
Personal Services	\$ -	N/A	\$ -	\$ -	\$ -	\$ -
Contractual Services	-	N/A	-	-	-	-
Supplies and Expense	2,865	0.00%	2,865	265	2,865	2,843
Fixed Charges	-	N/A	-	-	-	-
Debt Service	-	N/A	-	-	-	-
Grants, Contributions & Other	-	N/A	-	-	-	-
Total Operating Expenditures	2,865	0.00%	2,865	265	2,865	2,843
Capital Outlay	-	N/A	-	-	-	-
Other Financing Uses	-	N/A	-	-	-	-
Total Expenditures	\$ 2,865	0.00%	\$ 2,865	\$ 265	\$ 2,865	\$ 2,843
Taxes	-	N/A	-	-	-	-
Intergovernmental	-	N/A	-	-	-	-
Licenses and Permits	-	N/A	-	-	-	-
Fines, Forfeits and Penalties	-	N/A	-	-	-	-
Public Charges for Services	-	N/A	-	-	-	-
Intergovernmental Charges	-	N/A	-	-	-	-
Miscellaneous	-	N/A	-	-	-	-
Other Financing Sources	-	N/A	-	-	-	-
Total Revenues	\$ -	N/A	\$ -	\$ -	\$ -	\$ -
Beginning Carryover	-	N/A	-	-	-	-
Ending Carryover	-	N/A	-	-	-	-
Tax Levy	\$ 2,865	0.00%	\$ 2,865	\$ 265	\$ 2,865	\$ 2,843

	2015 Adopted	Incr/Decr 2014 Budget	2014 Budget	2013 Budget	2012 Budget	2011 Budget
Number of Positions (FTE's)						
Regular	-	-	-	-	-	-
Part-Time/Temporary	-	-	-	-	-	-
Request for Program Improvement	-	-	-	-	-	-
Total	-	-	-	-	-	-

Humane Officer

Statement of Purpose

Provide education, advice and enforcement on animal neglect/welfare issues and follow up on animal bite reports with appropriate animal quarantines and rabies investigations.

Humane
Officer

Number of Positions (FTE)	2014	2013	2012	2011	2010	2009	2008	2007	2006	2005	2004	2003
Total	.23	.23	.23	.23	.23	.23	.15	.08	.07	.07	.05	.05

**WOOD COUNTY BUDGET
SUMMARY SHEET
2015**

FUND	2	GENERAL	101
DEPT		HUMANE OFFICER	39
A/C NAME		HUMANE OFFICER	
FUNCTION		54129	

Category	2015 Adopted Budget	% Incr (Decr) 2014 Budget	2014 Revised Budget	Actual Through 6/30/2014	2014 Estimated	2013 Actual
Personal Services	\$ 23,233	0.00%	\$ 23,233	\$ 10,922	\$ 23,707	\$ 25,858
Contractual Services	1,100	0.00%	1,100	63	298	937
Supplies and Expense	6,066	0.08%	6,061	2,676	6,245	7,603
Fixed Charges	100	-4.76%	105	105	105	101
Debt Service	-	N/A	-	-	-	-
Grants, Contributions & Other	-	N/A	-	-	-	-
Total Operating Expenditures	30,499	0.00%	30,499	13,766	30,355	34,499
Capital Outlay	-	N/A	-	-	-	-
Other Financing Uses	-	N/A	-	-	-	-
Total Expenditures	\$ 30,499	0.00%	\$ 30,499	\$ 13,766	\$ 30,355	\$ 34,499
Taxes	-	N/A	-	-	-	-
Intergovernmental	-	N/A	-	-	-	-
Licenses and Permits	10,000	0.00%	10,000	-	10,000	10,000
Fines, Forfeits and Penalties	-	N/A	-	-	-	781
Public Charges for Services	-	N/A	-	-	-	-
Intergovernmental Charges	-	N/A	-	-	-	-
Miscellaneous	-	N/A	-	-	-	-
Other Financing Sources	-	N/A	-	-	-	-
Total Revenues	\$ 10,000	0.00%	\$ 10,000	\$ -	\$ 10,000	\$ 10,781
Beginning carryover	-	N/A	-	-	-	-
Ending Carryover	-	N/A	-	-	-	-
Tax Levy	\$ 20,499	0.00%	\$ 20,499	\$ 13,766	\$ 20,355	\$ 23,718

101-3901-64139-000-000	2015 Adopted	Incr/Decr 2014 Budget	2014 Budget	2013 Budget	2012 Budget	2011 Budget
Number of Positions (FTE's)						
Regular	-	-	-	-	-	-
Part-Time/Temporary	0.23	-	0.23	0.23	0.23	0.23
Request for Program Improvement	-	-	-	-	-	-
Total	0.23	-	0.23	0.23	0.23	0.23

Human Services

Statement of Purpose

The mission of the Wood County Human Services Department, in partnership with the community, is to provide quality, cost effective and accessible human services that maximize the potential of individuals and families.

Working with people to enhance their quality of life.

Our Values

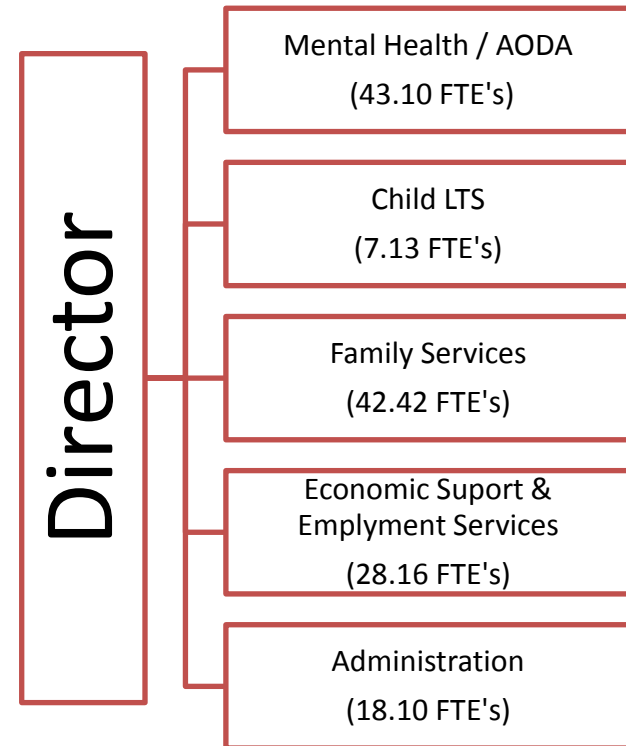
- Teamwork
- Confidentiality
- Self-determination
- Professional integrity
- Non-judgmental respect
- Good physical and emotional health
- Empowerment through education and awareness
- Shared responsibility between agency, clients, and community
- Self-sufficiency

Our Strategy

- Protect and empower the vulnerable
- Promote positive lifestyles
- Prevent unhealthy behaviors
- Provide access to economic, medical, & social assistance

Our Methods

- Connect people with community resources
- Cooperate with clients to promote positive change
- Coordinate delivery of services with our clients
- Collaborate with clients and other agencies and professionals



Number of Positions (FTE)	2014	2013	2012	2011	2010	2009	2008	2007	2006	2005	2004	2003
Total	138.91	138.07	139.90	140.84	138.76	138.83	145.67	141.11	136.64	136.66	136.14	130.63

WOOD COUNTY HUMAN SERVICES CENTER 2015 BUDGET SUMMARY										
Category	MENTAL HEALTH/AODA									
	CSP/CTT Support 54455	Crisis Legal Svcs 54470	AODA CBRF 54490	OPC MH 54460	OPC MH AODA 54480	OPC Day Treatment 54485	MH Contr COP 54475	AODA Contract 54495	CCS 54465	Total Mental Hlth/ AODA
Personal Services	\$ 478,565	\$ 527,672	\$ 216,810	\$ 1,053,166	\$ 367,803	\$ 71,817	\$ -	\$ -	\$ 763,775	\$ 3,479,608
Contractual Services	3,170	27,200	3,000	170,440	300	-	1,606,665	134,900	262,500	2,208,175
Supplies and Expense	17,350	20,860	16,950	6,360	52,340	870	-	-	21,150	135,880
Fixed Charges	944	-	30,000	-	-	-	-	-	944	31,888
Debt Service	-	-	-	-	-	-	-	-	-	-
Grants, Contributions & Other	-	8,000	-	-	-	-	-	-	-	8,000
Total Operating Expenditures	500,029	583,732	266,760	1,229,966	420,443	72,687	1,606,665	134,900	1,048,369	5,863,551
Capital Outlay	-	-	-	-	-	-	-	-	-	-
Other Financing Uses	-	-	-	-	-	-	-	-	-	-
Total Expenditures	\$ 500,029	\$ 583,732	\$ 266,760	\$ 1,229,966	\$ 420,443	\$ 72,687	\$ 1,606,665	\$ 134,900	\$ 1,048,369	\$ 5,863,551
Taxes	-	-	-	-	-	-	-	-	-	-
Intergovernmental	240,531	371,641	203,390	95,772	246,729	71,791	700,351	51,581	177,626	2,159,412
Licenses and Permits	-	-	-	-	-	-	-	-	-	-
Fines, Forfeits and Penalties	-	-	-	-	-	-	-	-	-	-
Public Charges for Services	110,706	35,418	20,118	377,169	285,020	135,074	340,500	-	1,308,486	2,612,491
Intergovernmental Charges	-	-	5,000	-	-	-	-	35,000	-	40,000
Miscellaneous	-	-	-	-	-	-	-	-	-	-
Other Financing Sources	-	-	-	-	-	-	-	-	-	-
Total Revenues	\$ 351,237	\$ 407,059	\$ 228,508	\$ 472,941	\$ 531,749	\$ 206,865	\$ 1,040,851	\$ 86,581	\$ 1,486,112	\$ 4,811,903
Beginning Carryover	-	-	-	-	-	-	-	-	-	-
Ending Carryover	-	-	-	-	-	-	-	-	-	-
Tax Levy	\$ 148,792	\$ 176,673	\$ 38,252	\$ 757,025	\$ (111,306)	\$ (134,178)	\$ 565,814	\$ 48,319	\$ (437,743)	\$ 1,051,648
CY Number of Positions (FTE's)	6.32	7.14	3.28	10.95	5.18	1.00	-	-	10.20	44.06

WOOD COUNTY HUMAN SERVICES CENTER 2015 BUDGET SUMMARY											
Category	CHILD LTS				FAMILY SERVICES			ECONOMIC SUPPORT & EMPLOYMENT SE			
	Birth to Three 54440	Family Support 54445	Children's Waivers 54450	Total Childrens LTS	Child Welfare 54401	Youth Aids 54405	Total Family Services	Child Care 54410	AGING TRANSPORT 54413	ESS 54420	FSET FSET 50/50 54425-30
Personal Services	\$ 193,179	\$ 181,714	\$ 179,937	\$ 554,830	\$ 1,719,911	\$ 1,386,452	\$ 3,106,363	\$ 122,323	\$ 278,837	\$ 1,172,631	\$ 384,831
Contractual Services	217,500	145,804	15,600	378,904	1,350,870	1,201,666	2,552,536	5,000	24,000	12,556	2,389,150
Supplies and Expense	10,000	6,890	5,250	22,140	77,000	70,500	147,500	3,400	129,683	14,700	30,700
Fixed Charges	-	-	-	-	-	-	-	-	12,681	-	-
Debt Service	-	-	-	-	-	-	-	-	-	-	-
Grants, Contributions & Other	-	-	-	-	252,702	-	252,702	-	-	-	47,500
Total Operating Expenditures	420,679	334,408	200,787	955,874	3,400,483	2,658,618	6,059,101	130,723	445,201	1,199,887	2,852,181
Capital Outlay	-	-	-	-	-	-	-	-	28,000	-	-
Other Financing Uses	-	-	-	-	(14,506)	(47,860)	(62,366)	-	-	-	-
Total Expenditures	\$ 420,679	\$ 334,408	\$ 200,787	\$ 955,874	\$ 3,385,977	\$ 2,610,758	\$ 5,996,735	\$ 130,723	\$ 473,201	\$ 1,199,887	\$ 2,852,181
Taxes	-	-	-	-	-	-	-	-	-	-	-
Intergovernmental	116,173	148,584	25,500	290,257	1,554,410	1,154,040	2,708,450	161,423	195,678	1,133,402	2,862,058
Licenses and Permits	-	-	-	-	-	-	-	-	-	-	-
Fines, Forfeits and Penalties	-	-	-	-	-	-	-	-	-	-	-
Public Charges for Services	153,231	31,623	208,754	393,608	166,150	103,000	269,150	1,355	150,500	-	-
Intergovernmental Charges	-	-	-	-	-	-	-	-	-	-	-
Miscellaneous	-	-	-	-	-	-	-	-	-	-	11,000
Other Financing Sources	-	-	-	-	-	-	-	-	-	-	-
Total Revenues	\$ 269,404	\$ 180,207	\$ 234,254	\$ 683,865	\$ 1,720,560	\$ 1,257,040	\$ 2,977,600	\$ 162,778	\$ 346,178	\$ 1,133,402	\$ 2,873,058
Beginning Carryover	-	-	-	-	-	-	-	-	212,282	-	-
Ending Carryover	-	-	-	-	-	-	-	-	169,039	-	-
Tax Levy	\$ 151,275	\$ 154,201	\$ (33,467)	\$ 272,009	\$ 1,665,417	\$ 1,353,718	\$ 3,019,135	\$ (32,055)	\$ 83,780	\$ 66,485	\$ (20,877)
CY Number of Positions (FTE's)	2.47	2.35	2.31	7.12	22.92	17.73	40.65	1.87	5.40	17.75	5.84

WOOD COUNTY HUMAN SERVICES CENTER 2015 BUDGET SUMMARY						
Category	SERVICES		Administration 54500-05	2015 Total	Incr(Decr) 2014 Budget	2014 Total
	LIEAP 54435	Total Econ Spt & Employ Svc				
Personal Services	\$ 68,325	\$ 2,026,947	\$ 1,214,276	\$ 10,382,024	3.41%	\$ 10,039,805
Contractual Services	50,000	2,480,706	1,001,197	8,621,518	45.55%	5,923,382
Supplies and Expense	2,000	180,483	92,281	578,284	7.59%	537,512
Fixed Charges	-	12,681	757,409	801,978	4.66%	766,257
Debt Service	-	-	-	-	N/A	-
Grants, Contributions & Other	-	47,500	5,000	313,202	0.32%	312,202
Total Operating Expenditures	120,325	4,748,317	3,070,163	20,697,006	17.74%	17,579,158
Capital Outlay	-	28,000	-	28,000	-15.15%	33,000
Other Financing Uses	-	-	-	(62,366)	-34.85%	(95,721)
Total Expenditures	\$ 120,325	\$ 4,776,317	\$ 3,070,163	\$ 20,662,640	17.96%	\$ 17,516,437
Taxes	-	-	-	-	N/A	-
Intergovernmental	138,065	4,490,626	1,067,559	10,716,304	30.03%	8,241,540
Licenses and Permits	-	-	-	-	N/A	-
Fines, Forfeits and Penalties	-	-	-	-	N/A	-
Public Charges for Services	-	151,855	25,000	3,452,104	20.56%	2,863,506
Intergovernmental Charges	-	-	-	40,000	0.00%	40,000
Miscellaneous	-	11,000	39,272	50,272	3.65%	48,500
Other Financing Sources	-	-	-	-	N/A	-
Total Revenues	\$ 138,065	\$ 4,653,481	\$ 1,131,831	\$ 14,258,680	27.38%	\$ 11,193,546
Beginning Carryover	-	212,282	1,217,637	1,429,919	-15.91%	1,700,372
Ending Carryover	-	169,039	1,217,637	1,386,676	-17.31%	1,676,929
Tax Levy	\$ (17,740)	\$ 79,593	\$ 1,938,332	\$ 6,360,717	0.97%	\$ 6,299,448
CY Number of Positions (FTE's)	1.17	32.03	18.10	141.96	3.05	138.91

WOOD COUNTY BUDGET SUMMARY SHEET 2015						
FUND DEPT A/C NAME FUNCTION	HUMAN SERVICES					
	GRAND TOTAL					
	ALL					
Category	2015 Adopted Budget	% Incr (Decr) 2014 Budget	2014 Revised Budget	Actual Through 6/30/2014	2014 Estimated	2013 Actual
Personal Services	\$ 10,382,024	3.41%	\$ 10,039,805	\$ 4,580,716	\$ 9,724,607	\$ 9,280,279
Contractual Services	8,621,518	45.55%	5,923,382	2,289,149	5,984,738	6,321,105
Supplies and Expense	578,284	7.59%	537,512	272,332	516,049	532,171
Fixed Charges	801,978	4.66%	766,257	353,548	750,322	758,270
Debt Service	-	N/A	-	-	-	-
Grants, Contributions & Other	313,202	0.32%	312,202	113,796	266,516	276,388
Total Operating Expenditures	20,697,006	17.74%	17,579,158	7,609,540	17,242,233	17,168,212
Capital Outlay	28,000	-15.15%	33,000	-	5,000	48,813
Other Financing Uses	(62,366)	-34.85%	(95,721)	(4,713)	53,790	399,755
Total Expenditures	\$ 20,662,640	17.96%	\$ 17,516,437	\$ 7,604,826	\$ 17,301,023	\$ 17,616,780
Taxes	-	N/A	-	-	-	-
Intergovernmental	10,716,304	30.03%	8,241,540	4,814,980	8,205,184	8,250,802
Licenses and Permits	-	N/A	-	-	-	-
Fines, Forfeits and Penalties	-	N/A	-	-	-	-
Public Charges for Services	3,452,104	20.56%	2,863,506	904,518	2,752,300	2,568,143
Intergovernmental Charges	40,000	0.00%	40,000	10,000	42,000	40,000
Miscellaneous	50,272	3.65%	48,500	38,177	73,232	41,565
Other Financing Sources	-	N/A	-	-	-	279,732
Total Revenues	\$ 14,258,680	27.38%	\$ 11,193,546	\$ 5,767,675	\$ 11,072,716	\$ 11,180,241
Beginning Carryover	1,429,919	-15.91%	1,700,372	1,414,281	1,414,281	1,491,921
Ending Carryover	1,386,676	-17.31%	1,676,929	1,559,824	1,429,919	1,414,281
Tax Levy	\$ 6,360,717	0.97%	\$ 6,299,448	\$ 1,982,694	\$ 6,243,945	\$ 6,358,899

	2015 Adopted	Incr/Decr 2014 Budget	2014 Budget	2013 Budget	2012 Budget	2011 Budget
Number of Positions (FTE's)						
Regular	136.39	(1.79)	138.18	137.34	139.17	140.11
Part-Time/Temporary	0.73	-	0.73	0.73	0.73	0.73
Request for Program Improvement	4.84	4.84	-	-	-	-
Total	141.96	3.05	138.91	138.07	139.90	140.84

Mental Health / AODA

Statement of Purpose

The vision of the Behavioral Health Services Division is to provide a seamless and integrated continuum of care and services which is person-centered, recovery focused, and encourages achievement of personal life goals.

Within the Behavioral Health Services Division, there is a continuum of care and services for mental health and Alcohol & Other Drug Abuse (AODA) clientele. This continuum includes:

- Outpatient clinic therapists and counselors providing individual and group counseling to mental health and AODA clientele
- Day Treatment and CBRF for AODA clients
- Community Support Programs, Comprehensive Community Services and targeted case management for adults with mental health and substance abuse issues who require more than outpatient clinic services
- Legal services for following commitments and settlement agreements, conducting APS investigations, and processing guardianships.
- 24-7 crisis line
- Mobile crisis services

**WOOD COUNTY BUDGET
SUMMARY SHEET
2015**

FUND DEPT A/C NAME FUNCTION	HUMAN SERVICES MENTAL HEALTH/AODA MENTAL HEALTH/AODA SUMMARY
--	---

Category	2015 Adopted Budget	% Incr (Decr) 2014 Budget	2014 Revised Budget	Actual Through 6/30/2014	2014 Estimated	2013 Actual
Personal Services	\$ 3,479,608	5.28%	\$ 3,305,232	\$ 1,542,750	\$ 3,244,725	\$ 3,066,327
Contractual Services	2,208,175	21.13%	1,822,957	759,616	2,136,217	2,560,790
Supplies and Expense	135,880	-0.29%	136,281	57,685	136,921	164,900
Fixed Charges	31,888	-0.04%	31,900	16,900	31,900	107,895
Debt Service	-	N/A	-	-	-	-
Grants, Contributions & Other	8,000	0.00%	8,000	-	4,000	3,543
Total Operating Expenditures	5,863,551	10.54%	5,304,370	2,376,951	5,553,763	5,903,455
Capital Outlay	-	N/A	-	-	-	20,824
Other Financing Uses	-	N/A	-	-	-	-
Total Expenditures	\$ 5,863,551	10.54%	\$ 5,304,370	\$ 2,376,951	\$ 5,553,763	\$ 5,924,279
Taxes	-	N/A	-	-	-	-
Intergovernmental	2,159,412	3.89%	2,078,646	1,071,039	2,119,997	2,238,727
Licenses and Permits	-	N/A	-	-	-	-
Fines, Forfeits and Penalties	-	N/A	-	-	-	-
Public Charges for Services	2,612,491	33.43%	1,957,876	578,988	1,895,131	1,769,962
Intergovernmental Charges	40,000	0.00%	40,000	10,000	42,000	40,000
Miscellaneous	-	N/A	-	-	-	21,612
Other Financing Sources	-	N/A	-	-	-	-
Total Revenues	\$ 4,811,903	18.04%	\$ 4,076,522	\$ 1,660,027	\$ 4,057,128	\$ 4,070,302
Beginning Carryover	-	N/A	-	-	-	-
Ending Carryover	-	N/A	-	-	-	-
Tax Levy	\$ 1,051,648	-14.35%	\$ 1,227,848	\$ 716,923	\$ 1,496,635	\$ 1,853,978

Number of Positions (FTE's)	2015 Adopted	Incr/Decr 2014 Budget	2014 Budget	2013 Budget	2012 Budget	2011 Budget
Regular	42.62	-	42.62	41.97	41.89	44.20
Part-Time/Temporary	0.48	-	0.48	0.48	0.48	0.48
Request for Program Improvement	0.96	0.96	-	-	-	-
Total	44.06	0.96	43.10	42.45	42.37	44.68

**WOOD COUNTY BUDGET
SUMMARY SHEET
2015**

FUND	HUMAN SERVICES
DEPT	MENTAL HEALTH/AODA
A/C NAME	CSP/CTT
FUNCTION	54455

Category	2015 Adopted Budget	% Incr (Decr) 2014 Budget	2014 Revised Budget	Actual Through 6/30/2014	2014 Estimated	2013 Actual
Personal Services	\$ 478,565	2.75%	\$ 465,757	\$ 224,591	\$ 459,571	\$ 457,003
Contractual Services	3,170	0.00%	3,170	1,855	7,764	12,354
Supplies and Expense	17,350	-10.34%	19,350	7,351	17,350	19,382
Fixed Charges	944	-0.63%	950	950	950	64,746
Debt Service	-	N/A	-	-	-	-
Grants, Contributions & Other	-	N/A	-	-	-	-
Total Operating Expenditures	500,029	2.21%	489,227	234,746	485,635	553,484
Capital Outlay	-	N/A	-	-	-	10,412
Other Financing Uses	-	N/A	-	-	-	-
Total Expenditures	\$ 500,029	2.21%	\$ 489,227	\$ 234,746	\$ 485,635	\$ 563,896
Taxes	-	N/A	-	-	-	-
Intergovernmental	240,531	0.29%	239,824	132,082	239,824	357,009
Licenses and Permits	-	N/A	-	-	-	-
Fines, Forfeits and Penalties	-	N/A	-	-	-	-
Public Charges for Services	110,706	33.41%	82,980	31,654	110,706	84,388
Intergovernmental Charges	-	N/A	-	-	-	-
Miscellaneous	-	N/A	-	-	-	21,612
Other Financing Sources	-	N/A	-	-	-	-
Total Revenues	\$ 351,237	8.81%	\$ 322,804	\$ 163,735	\$ 350,530	\$ 463,009
Beginning Carryover	-	N/A	-	-	-	-
Ending Carryover	-	N/A	-	-	-	-
Tax Levy	\$ 148,792	-10.59%	\$ 166,423	\$ 71,011	\$ 135,105	\$ 100,888

54455	2015 Adopted	Incr/Decr 2014 Budget	2014 Budget	2013 Budget	2012 Budget	2011 Budget
Number of Positions (FTE's)						
Regular	6.32	-	6.32	6.32	7.37	6.21
Part-Time/Temporary	-	-	-	-	-	-
Request for Program Improvement	-	-	-	-	-	-
Total	6.32	-	6.32	6.32	7.37	6.21

**WOOD COUNTY BUDGET
SUMMARY SHEET
2015**

FUND	HUMAN SERVICES
DEPT	0
A/C NAME	CRISIS LEGAL SVCS
FUNCTION	54470

Category	2015 Adopted Budget	% Incr (Decr) 2014 Budget	2014 Revised Budget	Actual Through 6/30/2014	2014 Estimated	2013 Actual
Personal Services	\$ 527,672	3.85%	\$ 508,130	\$ 239,141	\$ 524,229	\$ 458,461
Contractual Services	27,200	0.00%	27,200	10,641	27,200	22,890
Supplies and Expense	20,860	0.00%	20,860	8,663	20,770	17,253
Fixed Charges	-	N/A	-	-	-	-
Debt Service	-	N/A	-	-	-	-
Grants, Contributions & Other	8,000	0.00%	8,000	-	4,000	3,543
Total Operating Expenditures	583,732	3.46%	564,190	258,445	576,199	502,148
Capital Outlay	-	N/A	-	-	-	-
Other Financing Uses	-	N/A	-	-	-	-
Total Expenditures	\$ 583,732	3.46%	\$ 564,190	\$ 258,445	\$ 576,199	\$ 502,148
Taxes	-	N/A	-	-	-	-
Intergovernmental	371,641	11.89%	332,156	162,145	331,858	339,518
Licenses and Permits	-	N/A	-	-	-	-
Fines, Forfeits and Penalties	-	N/A	-	-	-	-
Public Charges for Services	35,418	271.41%	9,536	8,952	34,425	3,030
Intergovernmental Charges	-	N/A	-	-	-	-
Miscellaneous	-	N/A	-	-	-	-
Other Financing Sources	-	N/A	-	-	-	-
Total Revenues	\$ 407,059	19.13%	\$ 341,692	\$ 171,097	\$ 366,283	\$ 342,548
Beginning Carryover	-	N/A	-	-	-	-
Ending Carryover	-	N/A	-	-	-	-
Tax Levy	\$ 176,673	-20.60%	\$ 222,498	\$ 87,348	\$ 209,916	\$ 159,601

54470	2015 Adopted	Incr/Decr 2014 Budget	2014 Budget	2013 Budget	2012 Budget	2011 Budget
Number of Positions (FTE's)						
Regular	6.74	-	6.74	6.79	6.27	12.33
Part-Time/Temporary	0.40	-	0.40	0.40	-	-
Request for Program Improvement	-	-	-	-	-	-
Total	7.14	-	7.14	7.19	6.27	12.33

**WOOD COUNTY BUDGET
SUMMARY SHEET
2015**

FUND DEPT A/C NAME FUNCTION	HUMAN SERVICES 0 AODA CBRF 54490					
Category	2015 Adopted Budget	% Incr (Decr) 2014 Budget	2014 Revised Budget	Actual Through 6/30/2014	2014 Estimated	2013 Actual
Personal Services	\$ 216,810	2.28%	\$ 211,975	\$ 90,679	\$ 188,878	\$ 183,169
Contractual Services	3,000	0.00%	3,000	1,342	3,848	2,090
Supplies and Expense	16,950	3.73%	16,341	7,341	17,701	14,148
Fixed Charges	30,000	0.00%	30,000	15,000	30,000	30,000
Debt Service	-	N/A	-	-	-	-
Grants, Contributions & Other	-	N/A	-	-	-	-
Total Operating Expenditures	266,760	2.08%	261,316	114,361	240,427	229,406
Capital Outlay	-	N/A	-	-	-	-
Other Financing Uses	-	N/A	-	-	-	-
Total Expenditures	\$ 266,760	2.08%	\$ 261,316	\$ 114,361	\$ 240,427	\$ 229,406
Taxes	-	N/A	-	-	-	-
Intergovernmental	203,390	2.12%	199,176	82,840	203,390	200,408
Licenses and Permits	-	N/A	-	-	-	-
Fines, Forfeits and Penalties	-	N/A	-	-	-	-
Public Charges for Services	20,118	-45.70%	37,050	18,737	20,118	40,284
Intergovernmental Charges	5,000	0.00%	5,000	-	5,000	-
Miscellaneous	-	N/A	-	-	-	-
Other Financing Sources	-	N/A	-	-	-	-
Total Revenues	\$ 228,508	-5.27%	\$ 241,226	\$ 101,577	\$ 228,508	\$ 240,692
Beginning Carryover	-	N/A	-	-	-	-
Ending Carryover	-	N/A	-	-	-	-
Tax Levy	\$ 38,252	90.40%	\$ 20,090	\$ 12,785	\$ 11,919	\$ (11,286)

54490	2015 Adopted	Incr/Decr 2014 Budget	2014 Budget	2013 Budget	2012 Budget	2011 Budget
Number of Positions (FTE's)						
Regular	3.20	-	3.20	3.30	3.25	3.15
Part-Time/Temporary	0.08	-	0.08	0.08	-	-
Request for Program Improvement	-	-	-	-	-	-
Total	3.28	-	3.28	3.38	3.25	3.15

**WOOD COUNTY BUDGET
SUMMARY SHEET
2015**

FUND DEPT A/C NAME FUNCTION	HUMAN SERVICES 0 OPC MH 54460					
Category	2015 Adopted Budget	% Incr (Decr) 2014 Budget	2014 Revised Budget	Actual Through 6/30/2014	2014 Estimated	2013 Actual
Personal Services	\$ 1,053,166	3.47%	\$ 1,017,808	\$ 468,032	\$ 996,244	\$ 944,339
Contractual Services	170,440	0.26%	169,990	34,168	77,200	76,201
Supplies and Expense	6,360	-12.40%	7,260	5,292	7,110	7,331
Fixed Charges	-	N/A	-	-	-	-
Debt Service	-	N/A	-	-	-	-
Grants, Contributions & Other	-	N/A	-	-	-	-
Total Operating Expenditures	1,229,966	2.92%	1,195,058	507,492	1,080,554	1,027,871
Capital Outlay	-	N/A	-	-	-	-
Other Financing Uses	-	N/A	-	-	-	-
Total Expenditures	\$ 1,229,966	2.92%	\$ 1,195,058	\$ 507,492	\$ 1,080,554	\$ 1,027,871
Taxes	-	N/A	-	-	-	-
Intergovernmental	95,772	0.00%	95,772	46,929	95,772	91,997
Licenses and Permits	-	N/A	-	-	-	-
Fines, Forfeits and Penalties	-	N/A	-	-	-	-
Public Charges for Services	377,169	-39.08%	619,150	124,069	375,490	327,990
Intergovernmental Charges	-	N/A	-	-	-	-
Miscellaneous	-	N/A	-	-	-	-
Other Financing Sources	-	N/A	-	-	-	-
Total Revenues	\$ 472,941	-33.85%	\$ 714,922	\$ 170,998	\$ 471,262	\$ 419,986
Beginning Carryover	-	N/A	-	-	-	-
Ending Carryover	-	N/A	-	-	-	-
Tax Levy	\$ 757,025	57.67%	\$ 480,136	\$ 336,494	\$ 609,292	\$ 607,885

54460	2015 Adopted	Incr/Decr 2014 Budget	2014 Budget	2013 Budget	2012 Budget	2011 Budget
Number of Positions (FTE's)						
Regular	10.95	-	10.95	10.25	9.69	-
Part-Time/Temporary	-	-	-	-	-	-
Request for Program Improvement	-	-	-	-	-	-
Total	10.95	-	10.95	10.25	9.69	-

**WOOD COUNTY BUDGET
SUMMARY SHEET
2015**

FUND DEPT A/C NAME FUNCTION	HUMAN SERVICES 0 OPC AODA 54480					
Category	2015 Adopted Budget	% Incr (Decr) 2014 Budget	2014 Revised Budget	Actual Through 6/30/2014	2014 Estimated	2013 Actual
Personal Services	\$ 367,803	3.18%	\$ 356,480	\$ 170,946	\$ 348,843	\$ 341,003
Contractual Services	300	0.00%	300	755	2,597	(186)
Supplies and Expense	52,340	-0.34%	52,520	17,937	51,970	83,116
Fixed Charges	-	N/A	-	-	-	-
Debt Service	-	N/A	-	-	-	-
Grants, Contributions & Other	-	N/A	-	-	-	-
Total Operating Expenditures	420,443	2.72%	409,300	189,638	403,410	423,933
Capital Outlay	-	N/A	-	-	-	-
Other Financing Uses	-	N/A	-	-	-	-
Total Expenditures	\$ 420,443	2.72%	\$ 409,300	\$ 189,638	\$ 403,410	\$ 423,933
Taxes	-	N/A	-	-	-	-
Intergovernmental	246,729	15.56%	213,515	111,157	247,097	252,731
Licenses and Permits	-	N/A	-	-	-	-
Fines, Forfeits and Penalties	-	N/A	-	-	-	-
Public Charges for Services	285,020	-17.33%	344,750	127,390	279,123	369,346
Intergovernmental Charges	-	N/A	-	-	-	-
Miscellaneous	-	N/A	-	-	-	-
Other Financing Sources	-	N/A	-	-	-	-
Total Revenues	\$ 531,749	-4.75%	\$ 558,265	\$ 238,546	\$ 526,220	\$ 622,077
Beginning Carryover	-	N/A	-	-	-	-
Ending Carryover	-	N/A	-	-	-	-
Tax Levy	\$ (111,306)	-25.28%	\$ (148,965)	\$ (48,908)	\$ (122,810)	\$ (198,145)

54480	2015 Adopted	Incr/Decr 2014 Budget	2014 Budget	2013 Budget	2012 Budget	2011 Budget
Number of Positions (FTE's)						
Regular	5.18	-	5.18	5.08	5.49	15.98
Part-Time/Temporary	-	-	-	-	-	-
Request for Program Improvement	-	-	-	-	-	-
Total	5.18	-	5.18	5.08	5.49	15.98

**WOOD COUNTY BUDGET
SUMMARY SHEET
2015**

FUND DEPT A/C NAME FUNCTION	HUMAN SERVICES 0 OPC Day Tmt 54485					
Category	2015 Adopted Budget	% Incr (Decr) 2014 Budget	2014 Revised Budget	Actual Through 6/30/2014	2014 Estimated	2013 Actual
Personal Services	\$ 71,817	3.40%	\$ 69,458	\$ 30,110	\$ 65,246	\$ 64,228
Contractual Services	-	N/A	-	-	-	-
Supplies and Expense	870	8.75%	800	550	870	735
Fixed Charges	-	N/A	-	-	-	-
Debt Service	-	N/A	-	-	-	-
Grants, Contributions & Other	-	N/A	-	-	-	-
Total Operating Expenditures	72,687	3.46%	70,258	30,660	66,116	64,963
Capital Outlay	-	N/A	-	-	-	-
Other Financing Uses	-	N/A	-	-	-	-
Total Expenditures	\$ 72,687	3.46%	\$ 70,258	\$ 30,660	\$ 66,116	\$ 64,963
Taxes	-	N/A	-	-	-	-
Intergovernmental	71,791	0.00%	71,791	43,694	71,791	73,645
Licenses and Permits	-	N/A	-	-	-	-
Fines, Forfeits and Penalties	-	N/A	-	-	-	-
Public Charges for Services	135,074	-30.50%	194,350	67,016	135,073	238,083
Intergovernmental Charges	-	N/A	-	-	-	-
Miscellaneous	-	N/A	-	-	-	-
Other Financing Sources	-	N/A	-	-	-	-
Total Revenues	\$ 206,865	-22.27%	\$ 266,141	\$ 110,710	\$ 206,864	\$ 311,728
Beginning Carryover	-	N/A	-	-	-	-
Ending Carryover	-	N/A	-	-	-	-
Tax Levy	\$ (134,178)	-31.50%	\$ (195,883)	\$ (80,050)	\$ (140,748)	\$ (246,765)

54485	2015 Adopted	Incr/Decr 2014 Budget	2014 Budget	2013 Budget	2012 Budget	2011 Budget
Number of Positions (FTE's)						
Regular	1.00	-	1.00	1.00	0.97	-
Part-Time/Temporary	-	-	-	-	-	-
Request for Program Improvement	-	-	-	-	-	-
Total	1.00	-	1.00	1.00	0.97	-

WOOD COUNTY BUDGET SUMMARY SHEET 2015						
FUND DEPT A/C NAME FUNCTION	HUMAN SERVICES 0 MH Contr COP 54475					
Category	2015 Adopted Budget	% Incr (Decr) 2014 Budget	2014 Revised Budget	Actual Through 6/30/2014	2014 Estimated	2013 Actual
Personal Services	\$ -	N/A	\$ -	\$ -	\$ -	\$ -
Contractual Services	1,606,665	32.51%	1,212,526	577,799	1,667,932	2,152,704
Supplies and Expense	-	N/A	-	-	-	-
Fixed Charges	-	N/A	-	-	-	-
Debt Service	-	N/A	-	-	-	-
Grants, Contributions & Other	-	N/A	-	-	-	-
Total Operating Expenditures	1,606,665	32.51%	1,212,526	577,799	1,667,932	2,152,704
Capital Outlay	-	N/A	-	-	-	-
Other Financing Uses	-	N/A	-	-	-	-
Total Expenditures	\$ 1,606,665	32.51%	\$ 1,212,526	\$ 577,799	\$ 1,667,932	\$ 2,152,704
Taxes	-	N/A	-	-	-	-
Intergovernmental	700,351	0.18%	699,099	366,674	701,058	699,356
Licenses and Permits	-	N/A	-	-	-	-
Fines, Forfeits and Penalties	-	N/A	-	-	-	-
Public Charges for Services	340,500	42.91%	238,267	60,637	340,283	335,479
Intergovernmental Charges	-	N/A	-	-	-	-
Miscellaneous	-	N/A	-	-	-	-
Other Financing Sources	-	N/A	-	-	-	-
Total Revenues	\$ 1,040,851	11.04%	\$ 937,366	\$ 427,312	\$ 1,041,341	\$ 1,034,836
Beginning Carryover	-	N/A	-	-	-	-
Ending Carryover	-	N/A	-	-	-	-
Tax Levy	\$ 565,814	105.63%	\$ 275,160	\$ 150,487	\$ 626,591	\$ 1,117,868

	2015 Adopted	Incr/Decr 2014 Budget	2014 Budget	2013 Budget	2012 Budget	2011 Budget
Number of Positions (FTE's)						
Regular	-	-	-	-	-	-
Part-Time/Temporary	-	-	-	-	-	-
Request for Program Improvement	-	-	-	-	-	-
Total	-	-	-	-	-	-

WOOD COUNTY BUDGET SUMMARY SHEET 2015						
FUND DEPT A/C NAME FUNCTION	HUMAN SERVICES 0 AODA Contr 54495					
Category	2015 Adopted Budget	% Incr (Decr) 2014 Budget	2014 Revised Budget	Actual Through 6/30/2014	2014 Estimated	2013 Actual
Personal Services	\$ -	N/A	\$ -	\$ -	\$ -	\$ -
Contractual Services	134,900	-6.50%	144,271	41,038	112,582	74,208
Supplies and Expense	-	N/A	-	-	-	-
Fixed Charges	-	N/A	-	-	-	-
Debt Service	-	N/A	-	-	-	-
Grants, Contributions & Other	-	N/A	-	-	-	-
Total Operating Expenditures	134,900	-6.50%	144,271	41,038	112,582	74,208
Capital Outlay	-	N/A	-	-	-	-
Other Financing Uses	-	N/A	-	-	-	-
Total Expenditures	\$ 134,900	-6.50%	\$ 144,271	\$ 41,038	\$ 112,582	\$ 74,208
Taxes	-	N/A	-	-	-	-
Intergovernmental	51,581	0.00%	51,581	28,363	51,581	46,354
Licenses and Permits	-	N/A	-	-	-	-
Fines, Forfeits and Penalties	-	N/A	-	-	-	-
Public Charges for Services	-	N/A	-	-	-	-
Intergovernmental Charges	35,000	0.00%	35,000	10,000	37,000	40,000
Miscellaneous	-	N/A	-	-	-	-
Other Financing Sources	-	N/A	-	-	-	-
Total Revenues	\$ 86,581	0.00%	\$ 86,581	\$ 38,363	\$ 88,581	\$ 86,354
Beginning Carryover	-	N/A	-	-	-	-
Ending Carryover	-	N/A	-	-	-	-
Tax Levy	\$ 48,319	-16.24%	\$ 57,690	\$ 2,675	\$ 24,001	\$ (12,146)

	2015 Adopted	Incr/Decr 2014 Budget	2014 Budget	2013 Budget	2012 Budget	2011 Budget
Number of Positions (FTE's)						
Regular	-	-	-	-	-	-
Part-Time/Temporary	-	-	-	-	-	-
Request for Program Improvement	-	-	-	-	-	-
Total	-	-	-	-	-	-

**WOOD COUNTY BUDGET
SUMMARY SHEET
2015**

FUND DEPT A/C NAME FUNCTION	HUMAN SERVICES 0 CCS 54465					
Category	2015 Adopted Budget	% Incr (Decr) 2014 Budget	2014 Revised Budget	Actual Through 6/30/2014	2014 Estimated	2013 Actual
Personal Services	\$ 763,775	13.05%	\$ 675,624	\$ 319,251	\$ 661,715	\$ 618,124
Contractual Services	262,500	0.00%	262,500	92,020	237,094	220,529
Supplies and Expense	21,150	10.44%	19,150	10,551	21,150	22,936
Fixed Charges	944	-0.63%	950	950	950	13,149
Debt Service	-	N/A	-	-	-	-
Grants, Contributions & Other	-	N/A	-	-	-	-
Total Operating Expenditures	1,048,369	9.41%	958,224	422,772	920,909	874,739
Capital Outlay	-	N/A	-	-	-	10,412
Other Financing Uses	-	N/A	-	-	-	-
Total Expenditures	\$ 1,048,369	9.41%	\$ 958,224	\$ 422,772	\$ 920,909	\$ 885,151
Taxes	-	N/A	-	-	-	-
Intergovernmental	177,626	1.08%	175,732	97,156	177,626	177,709
Licenses and Permits	-	N/A	-	-	-	-
Fines, Forfeits and Penalties	-	N/A	-	-	-	-
Public Charges for Services	1,308,486	203.04%	431,793	140,533	599,913	371,364
Intergovernmental Charges	-	N/A	-	-	-	-
Miscellaneous	-	N/A	-	-	-	-
Other Financing Sources	-	N/A	-	-	-	-
Total Revenues	\$ 1,486,112	144.62%	\$ 607,525	\$ 237,690	\$ 777,539	\$ 549,072
Beginning Carryover	-	N/A	-	-	-	-
Ending Carryover	-	N/A	-	-	-	-
Tax Levy	\$ (437,743)	-224.82%	\$ 350,699	\$ 185,082	\$ 143,369	\$ 336,078

54465	2015 Adopted	Incr/Decr 2014 Budget	2014 Budget	2013 Budget	2012 Budget	2011 Budget
Number of Positions (FTE's)						
Regular	9.23	-	9.23	9.23	9.33	7.01
Part-Time/Temporary	-	-	-	-	-	-
Request for Program Improvement	0.97	0.97	-	-	-	-
Total	10.20	0.97	9.23	9.23	9.33	7.01

Children Long-Term Care

Statement of Purpose

The mission of Wood County Human Services Children's Unit is to identify and respond to the unique needs of qualifying children and their families who have concerns and needs from birth to 18. We work with you to enhance a child's development and quality of life while supporting the families, knowledge, skills and abilities.

Program Eligibility and Goals

To provide fair and adequate services to eligible children*.

- Developmental Disability (DD) Served by Human Services
- Family Support (FSP) Served by Human Services
- Children Long Term Support Waiver (DD) Served by Human Services
- Physical Disability (PD) Served by Department of Human Services (DSS)
- Severe Emotional Disorder (SED) Served by DSS
- Children Long Term Support Waiver (PD, SED) Served by DSS
- Children Mental Health Support Services Served by DSS
- Community Options Program (COP) Served by DSS

Birth to Three Program

Developmental screenings and evaluations for the Birth to Three program are provided at no cost to the family. A Birth to Three Service Coordinator will be assigned to work with you and your child. The Service Coordinator will assist the family in explaining the evaluation process, the development of the Individualized Family Service Plan (IFSP) and the procedural safeguards.

Guiding Birth to Three Principles:

- Children's optimal development depends on their being viewed first as children and second as children with a problem or disability.
- Children's greatest resource is their family. Children are best served within the context of family.
- Parents are partners in any activity that serves their children.
- Just as children are best supported within the context of family, the family is best supported within the context of the community.
- Professionals are most effective when they can work as a team member with parents and others.
- Collaboration is the best way to provide comprehensive services.
- Early intervention enhances the development of children.

Support Services Available (based on family needs)

- Service Coordination (managing services)
- Family Education and Counseling
- Special Instruction/Early Intervention

- Communication Services
- Nursing Services
- Occupational Therapy
- Speech and Language Therapy
- Physical Therapy
- Transition Services

Family Support Program

The Family Support Program (FSP) is a state funded, county operated program created to assist families in meeting the needs of their children with significant impairments living at home. In order to be eligible, there must be a significant impairment that is physical, mental or emotional disability and that seriously limits the child's ability to carry three basic daily living activities such as self-care, learning, communication, mobility, self-direction, and capacity for independent living.

FSP helps families obtain the kind of services and supports necessary to reduce the risk of an out-of-home placement, address health and safety concerns, and maintain a quality family life. The Family Support Coordinator and parents work together to develop an Individualized Service Plan (ISP) for each family. Home modifications, transportation, specialized equipment, in home care, nursing care, and respite are examples of items and services the Family Support Program can help the family to purchase.

Funds are not intended to be used for everyday living expenses, but rather for the identified needs that are specifically related to the child's disability. The amount a family is assigned VARIES from year to year according to their identified needs. The family's income affects the amount the child is eligible for, and budget is determined annually on the assessed need of the family and available resources.

Support and Available Services:

- Support and service coordination.
- Utilizing the informal supports of the family.
- Link to community supports.
- Link to support services, counseling, daily living skills, respite, communication aides, home modifications, adaptive equipment, medical supplies and others.

Children's Long Term Support Waivers for Developmental Disabilities

The Children's Long Term Support Waivers for Developmental Disabilities provide supports to children with a serious to severe developmental disability. The federal government's Centers for Medicare and Medicaid Services (CMS), allows states the flexibility to use Medicaid funds to develop and implement creative alternatives to placing individuals in hospitals or nursing homes.

Wisconsin offers several Medicaid waivers. Among them are the three Children's Long-Term Supports (CLTS) Waivers for: Developmental Disabilities (DD), Mental Health (MH), and Physical Disabilities (PD). To qualify for a CLTS waiver, a child must show proof of citizenship, their identity, and be eligible for Medicaid. They also need a level of care determination that is provided when the Children's Long-Term Functional

Screen is conducted. In WOOD County, children granted CLTS waiver slots may receive funding until they turn 18 years of age or until they no longer meet eligibility.

Support and Services available (based on child's needs)

- Support and Service Coordination.
- Utilizing informal supports of the family.
- Link to community supports.
- Link to support services, counseling, daily living skills, respite, communication aids, home modifications and others.
- Crisis Support Services.

WOOD COUNTY BUDGET SUMMARY SHEET 2015						
FUND DEPT A/C NAME FUNCTION	HUMAN SERVICES 0 CHILDREN'S LTS SUMMARY					
Category	2015 Adopted Budget	% Incr (Decr) 2014 Budget	2014 Revised Budget	Actual Through 6/30/2014	2014 Estimated	2013 Actual
Personal Services	\$ 554,830	1.50%	\$ 546,626	\$ 256,334	\$ 542,934	\$ 444,430
Contractual Services	378,904	22.10%	310,315	126,193	295,200	270,447
Supplies and Expense	22,140	10.48%	20,040	11,381	21,986	29,179
Fixed Charges	-	N/A	-	-	-	-
Debt Service	-	N/A	-	-	-	-
Grants, Contributions & Other	-	N/A	-	-	-	-
Total Operating Expenditures	955,874	9.00%	876,981	393,909	860,120	744,056
Capital Outlay	-	N/A	-	-	-	-
Other Financing Uses	-	N/A	-	-	-	-
Total Expenditures	\$ 955,874	9.00%	\$ 876,981	\$ 393,909	\$ 860,120	\$ 744,056
Taxes	-	N/A	-	-	-	-
Intergovernmental	290,257	-3.66%	301,285	149,384	311,984	269,069
Licenses and Permits	-	N/A	-	-	-	-
Fines, Forfeits and Penalties	-	N/A	-	-	-	-
Public Charges for Services	393,608	-1.31%	398,830	129,391	389,051	319,583
Intergovernmental Charges	-	N/A	-	-	-	-
Miscellaneous	-	-100.00%	5,000	-	5,580	(318)
Other Financing Sources	-	N/A	-	-	-	-
Total Revenues	\$ 683,865	-3.01%	\$ 705,115	\$ 278,775	\$ 706,615	\$ 588,333
Beginning Carryover	-	N/A	-	-	-	-
Ending Carryover	-	N/A	-	-	-	-
Tax Levy	\$ 272,009	20.45%	\$ 171,866	\$ 115,134	\$ 153,506	\$ 155,723

602-2901-64312-000-000	2015 Adopted	Incr/Decr 2014 Budget	2014 Budget	2013 Budget	2012 Budget	2011 Budget
Number of Positions (FTE's)						
Regular	7.12	(0.01)	7.13	6.05	5.90	4.98
Part-Time/Temporary	-	-	-	-	-	-
Request for Program Improvement	-	-	-	-	-	-
Total	7.12	(0.01)	7.13	6.05	5.90	4.98

**WOOD COUNTY BUDGET
SUMMARY SHEET
2015**

FUND	HUMAN SERVICES
DEPT	0
A/C NAME	Birth to Three
FUNCTION	54440

Category	2015 Adopted Budget	% Incr (Decr) 2014 Budget	2014 Revised Budget	Actual Through 6/30/2014	2014 Estimated	2013 Actual
Personal Services	\$ 193,179	0.09%	\$ 192,997	\$ 91,054	\$ 193,733	\$ 179,557
Contractual Services	217,500	-2.25%	222,500	84,050	194,500	167,428
Supplies and Expense	10,000	-4.76%	10,500	4,175	9,350	20,643
Fixed Charges	-	N/A	-	-	-	-
Debt Service	-	N/A	-	-	-	-
Grants, Contributions & Other	-	N/A	-	-	-	-
Total Operating Expenditures	420,679	-1.25%	425,997	179,279	397,583	367,628
Capital Outlay	-	N/A	-	-	-	-
Other Financing Uses	-	N/A	-	-	-	-
Total Expenditures	\$ 420,679	-1.25%	\$ 425,997	\$ 179,279	\$ 397,583	\$ 367,628
Taxes	-	N/A	-	-	-	-
Intergovernmental	116,173	0.00%	116,173	94,007	116,173	151,673
Licenses and Permits	-	N/A	-	-	-	-
Fines, Forfeits and Penalties	-	N/A	-	-	-	-
Public Charges for Services	153,231	-4.38%	160,250	48,148	153,155	82,938
Intergovernmental Charges	-	N/A	-	-	-	-
Miscellaneous	-	N/A	-	-	-	-
Other Financing Sources	-	N/A	-	-	-	-
Total Revenues	\$ 269,404	-2.54%	\$ 276,423	\$ 142,155	\$ 269,328	\$ 234,611
Beginning Carryover	-	N/A	-	-	-	-
Ending Carryover	-	N/A	-	-	-	-
Tax Levy	\$ 151,275	1.14%	\$ 149,574	\$ 37,124	\$ 128,255	\$ 133,017

54440	2015 Adopted	Incr/Decr 2014 Budget	2014 Budget	2013 Budget	2012 Budget	2011 Budget
Number of Positions (FTE's)						
Regular	2.47	-	2.47	2.22	2.17	4.98
Part-Time/Temporary	-	-	-	-	-	-
Request for Program Improvement	-	-	-	-	-	-
Total	2.47	-	2.47	2.22	2.17	4.98

**WOOD COUNTY BUDGET
SUMMARY SHEET
2015**

FUND	HUMAN SERVICES
DEPT	0
A/C NAME	Family Support
FUNCTION	54445

Category	2015 Adopted Budget	% Incr (Decr) 2014 Budget	2014 Revised Budget	Actual Through 6/30/2014	2014 Estimated	2013 Actual
Personal Services	\$ 181,714	2.93%	\$ 176,533	\$ 82,525	\$ 174,774	\$ 97,731
Contractual Services	145,804	87.37%	77,815	33,195	81,952	81,986
Supplies and Expense	6,890	36.71%	5,040	3,606	7,036	2,982
Fixed Charges	-	N/A	-	-	-	-
Debt Service	-	N/A	-	-	-	-
Grants, Contributions & Other	-	N/A	-	-	-	-
Total Operating Expenditures	334,408	28.92%	259,388	119,325	263,762	182,699
Capital Outlay	-	N/A	-	-	-	-
Other Financing Uses	-	N/A	-	-	-	-
Total Expenditures	\$ 334,408	28.92%	\$ 259,388	\$ 119,325	\$ 263,762	\$ 182,699
Taxes	-	N/A	-	-	-	-
Intergovernmental	148,584	-8.63%	162,612	47,153	167,811	85,986
Licenses and Permits	-	N/A	-	-	-	-
Fines, Forfeits and Penalties	-	N/A	-	-	-	-
Public Charges for Services	31,623	61.48%	19,583	(7,599)	41,218	12,222
Intergovernmental Charges	-	N/A	-	-	-	-
Miscellaneous	-	-100.00%	5,000	-	5,580	(318)
Other Financing Sources	-	N/A	-	-	-	-
Total Revenues	\$ 180,207	-3.73%	\$ 187,195	\$ 39,554	\$ 214,609	\$ 97,890
Beginning Carryover	-	N/A	-	-	-	-
Ending Carryover	-	N/A	-	-	-	-
Tax Levy	\$ 154,201	113.60%	\$ 72,193	\$ 79,771	\$ 49,153	\$ 84,809

54445	2015 Adopted	Incr/Decr 2014 Budget	2014 Budget	2013 Budget	2012 Budget	2011 Budget
Number of Positions (FTE's)	2.35	-	2.35	1.53	1.48	-
Regular	2.35	-	2.35	1.53	1.48	-
Part-Time/Temporary	-	-	-	-	-	-
Request for Program Improvement	-	-	-	-	-	-
Total	2.35	-	2.35	1.53	1.48	-

WOOD COUNTY BUDGET SUMMARY SHEET 2015						
FUND DEPT A/C NAME FUNCTION	HUMAN SERVICES 0 Childrens Waivers 54450					
Category	2015 Adopted Budget	% Incr (Decr) 2014 Budget	2014 Revised Budget	Actual Through 6/30/2014	2014 Estimated	2013 Actual
Personal Services	\$ 179,937	1.60%	\$ 177,096	\$ 82,756	\$ 174,427	\$ 167,142
Contractual Services	15,600	56.00%	10,000	8,948	18,748	21,032
Supplies and Expense	5,250	16.67%	4,500	3,600	5,600	5,555
Fixed Charges	-	N/A	-	-	-	-
Debt Service	-	N/A	-	-	-	-
Grants, Contributions & Other	-	N/A	-	-	-	-
Total Operating Expenditures	200,787	4.80%	191,596	95,305	198,775	193,729
Capital Outlay	-	N/A	-	-	-	-
Other Financing Uses	-	N/A	-	-	-	-
Total Expenditures	\$ 200,787	4.80%	\$ 191,596	\$ 95,305	\$ 198,775	\$ 193,729
Taxes	-	N/A	-	-	-	-
Intergovernmental	25,500	13.33%	22,500	8,224	28,000	31,410
Licenses and Permits	-	N/A	-	-	-	-
Fines, Forfeits and Penalties	-	N/A	-	-	-	-
Public Charges for Services	208,754	-4.68%	218,997	88,842	194,678	224,422
Intergovernmental Charges	-	N/A	-	-	-	-
Miscellaneous	-	N/A	-	-	-	-
Other Financing Sources	-	N/A	-	-	-	-
Total Revenues	\$ 234,254	-3.00%	\$ 241,497	\$ 97,066	\$ 222,678	\$ 255,833
Beginning Carryover	-	N/A	-	-	-	-
Ending Carryover	-	N/A	-	-	-	-
Tax Levy	\$ (33,467)	-32.93%	\$ (49,901)	\$ (1,761)	\$ (23,903)	\$ (62,103)

54450	2015 Adopted	Incr/Decr 2014 Budget	2014 Budget	2013 Budget	2012 Budget	2011 Budget
Number of Positions (FTE's)						
Regular	2.31	-	2.31	2.30	2.25	-
Part-Time/Temporary	-	-	-	-	-	-
Request for Program Improvement	-	-	-	-	-	-
Total	2.31	-	2.31	2.30	2.25	-

Family Services

Statement of Purpose

Family Services provides direct assistance to families experiencing problems with either child abuse or child neglect issues, or juvenile justice concerns. Referrals are made through the Wood County Department of Social Services Juvenile Justice and Child Abuse and Neglect access workers.

After completion of the access assessment of the services needed by the family, the case is assigned to Family Services. Assistance with coordinating community resources is offered to the families. Community sources such as schools, law enforcement, medical professionals, and general citizenry can make referrals through the agency access worker.

Intensive services are offered to specific families who may require more contact with the agency or social worker. Some families are court ordered to be involved with Social Services and other families receive services voluntarily.

WOOD COUNTY BUDGET SUMMARY SHEET 2015						
FUND DEPT A/C NAME FUNCTION	HUMAN SERVICES FAMILY SERVICES FAMILY SERVICES SUMMARY					
Category	2015 Adopted Budget	% Incr (Decr) 2014 Budget	2014 Revised Budget	Actual Through 6/30/2014	2014 Estimated	2013 Actual
Personal Services	\$ 3,106,363	-2.32%	\$ 3,180,120	\$ 1,418,778	\$ 3,028,058	\$ 3,027,651
Contractual Services	2,552,536	2.90%	2,480,513	909,257	2,324,905	2,270,251
Supplies and Expense	147,500	0.34%	147,000	105,927	126,700	136,519
Fixed Charges	-	N/A	-	-	-	-
Debt Service	-	N/A	-	-	-	-
Grants, Contributions & Other	252,702	0.00%	252,702	92,721	216,016	230,267
Total Operating Expenditures	6,059,101	-0.02%	6,060,335	2,526,682	5,695,679	5,664,689
Capital Outlay	-	N/A	-	-	-	-
Other Financing Uses	(62,366)	-34.85%	(95,721)	(2,907)	22,994	(18,002)
Total Expenditures	\$ 5,996,735	0.54%	\$ 5,964,614	\$ 2,523,775	\$ 5,718,673	\$ 5,646,686
Taxes	-	N/A	-	-	-	-
Intergovernmental	2,708,450	-1.08%	2,738,113	2,045,568	2,721,466	2,668,406
Licenses and Permits	-	N/A	-	-	-	-
Fines, Forfeits and Penalties	-	N/A	-	-	-	-
Public Charges for Services	269,150	-13.18%	310,000	115,558	274,938	298,320
Intergovernmental Charges	-	N/A	-	-	-	-
Miscellaneous	-	N/A	-	-	-	-
Other Financing Sources	-	N/A	-	-	-	-
Total Revenues	\$ 2,977,600	-2.31%	\$ 3,048,113	\$ 2,161,126	\$ 2,996,404	\$ 2,966,727
Beginning Carryover	-	N/A	-	-	-	-
Ending Carryover	-	N/A	-	-	-	-
Tax Levy	\$ 3,019,135	3.52%	\$ 2,916,501	\$ 362,649	\$ 2,722,268	\$ 2,679,960

602-2901-64312-000-000	2015 Adopted	Incr/Decr 2014 Budget	2014 Budget	2013 Budget	2012 Budget	2011 Budget
Number of Positions (FTE's)						
Regular	40.65	(1.77)	42.42	44.80	44.85	40.65
Part-Time/Temporary	-	-	-	-	-	-
Request for Program Improvement	-	-	-	-	-	-
Total	40.65	(1.77)	42.42	44.80	44.85	40.65

**WOOD COUNTY BUDGET
SUMMARY SHEET
2015**

DEPT A/C NAME FUNCTION	FAMILY SERVICES Child Welfare 54401
---------------------------------------	--

Category	2015 Adopted Budget	% Incr (Decr) 2014 Budget	2014 Revised Budget	Actual Through 6/30/2014	2014 Estimated	2013 Actual
Personal Services	\$ 1,719,911	-2.32%	\$ 1,760,798	\$ 767,208	\$ 1,641,215	\$ 1,645,222
Contractual Services	1,350,870	-2.49%	1,385,430	412,787	1,187,218	1,305,016
Supplies and Expense	77,000	2.67%	75,000	35,427	70,500	71,194
Fixed Charges	-	N/A	-	-	-	-
Debt Service	-	N/A	-	-	-	-
Grants, Contributions & Other	252,702	0.00%	252,702	92,721	216,016	230,267
Total Operating Expenditures	3,400,483	-2.11%	3,473,930	1,308,142	3,114,949	3,251,698
Capital Outlay	-	N/A	-	-	-	-
Other Financing Uses	(14,506)	-69.69%	(47,861)	14,020	39,920	(38,573)
Total Expenditures	\$ 3,385,977	-1.17%	\$ 3,426,069	\$ 1,322,162	\$ 3,154,869	\$ 3,213,125
Taxes	-	N/A	-	-	-	-
Intergovernmental	1,554,410	0.79%	1,542,159	1,143,937	1,526,712	1,512,854
Licenses and Permits	-	N/A	-	-	-	-
Fines, Forfeits and Penalties	-	N/A	-	-	-	-
Public Charges for Services	166,150	-12.55%	190,000	65,509	155,466	199,784
Intergovernmental Charges	-	N/A	-	-	-	-
Miscellaneous	-	N/A	-	-	-	-
Other Financing Sources	-	N/A	-	-	-	-
Total Revenues	\$ 1,720,560	-0.67%	\$ 1,732,159	\$ 1,209,447	\$ 1,682,178	\$ 1,712,638
Beginning Carryover	-	N/A	-	-	-	-
Ending Carryover	-	N/A	-	-	-	-
Tax Levy	\$ 1,665,417	-1.68%	\$ 1,693,910	\$ 112,715	\$ 1,472,691	\$ 1,500,487

54401	2015 Adopted	Incr/Decr 2014 Budget	2014 Budget	2013 Budget	2012 Budget	2011 Budget
Number of Positions (FTE's)						
Regular	22.92	(1.00)	23.92	24.09	24.14	20.92
Part-Time/Temporary	-	-	-	-	-	-
Request for Program Improvement	-	-	-	-	-	-
Total	22.92	(1.00)	23.92	24.09	24.14	20.92

**WOOD COUNTY BUDGET
SUMMARY SHEET
2015**

FUND	HUMAN SERVICES
DEPT	0
A/C NAME	Youth Aids
FUNCTION	54405

Category	2015 Adopted Budget	% Incr (Decr) 2014 Budget	2014 Revised Budget	Actual Through 6/30/2014	2014 Estimated	2013 Actual
Personal Services	\$ 1,386,452	-2.32%	\$ 1,419,322	\$ 651,570	\$ 1,386,843	\$ 1,382,429
Contractual Services	1,201,666	9.73%	1,095,083	496,470	1,137,687	965,236
Supplies and Expense	70,500	-2.08%	72,000	70,500	56,200	65,326
Fixed Charges	-	N/A	-	-	-	-
Debt Service	-	N/A	-	-	-	-
Grants, Contributions & Other	-	N/A	-	-	-	-
Total Operating Expenditures	2,658,618	2.79%	2,586,405	1,218,540	2,580,730	2,412,991
Capital Outlay	-	N/A	-	-	-	-
Other Financing Uses	(47,860)	0.00%	(47,860)	(16,926)	(16,926)	20,571
Total Expenditures	\$ 2,610,758	2.84%	\$ 2,538,545	\$ 1,201,614	\$ 2,563,804	\$ 2,433,562
Taxes	-	N/A	-	-	-	-
Intergovernmental	1,154,040	-3.50%	1,195,954	901,631	1,194,754	1,155,552
Licenses and Permits	-	N/A	-	-	-	-
Fines, Forfeits and Penalties	-	N/A	-	-	-	-
Public Charges for Services	103,000	-14.17%	120,000	50,048	119,472	98,536
Intergovernmental Charges	-	N/A	-	-	-	-
Miscellaneous	-	N/A	-	-	-	-
Other Financing Sources	-	N/A	-	-	-	-
Total Revenues	\$ 1,257,040	-4.48%	\$ 1,315,954	\$ 951,679	\$ 1,314,226	\$ 1,254,089
Beginning Carryover	-	N/A	-	-	-	-
Ending Carryover	-	N/A	-	-	-	-
Tax Levy	\$ 1,353,718	10.73%	\$ 1,222,591	\$ 249,934	\$ 1,249,578	\$ 1,179,473

54405	2015 Adopted	Incr/Decr 2014 Budget	2014 Budget	2013 Budget	2012 Budget	2011 Budget
Number of Positions (FTE's)						
Regular	17.73	(0.77)	18.50	20.74	20.71	19.73
Part-Time/Temporary	-	-	-	-	-	-
Request for Program Improvement	-	-	-	-	-	-
Total	17.73	(0.77)	18.50	20.71	20.71	19.73

Economic Support and Training

Statement of Purpose

The purpose of the Economic Support and Wisconsin Works Unit is to provide a network of effective, efficient and equitable programs which provide opportunities for economic self-sufficiency and strengthen the bond between families and the Community.

- Wisconsin works (W-2) Employment Assistance
- Food Share – Food and Nutrition Assistance
- ForwardHealth / BadgerCare+ / Medicaid – Health Care Assistance
- Wisconsin Shares – Child Care Assistance
- Wisconsin Home Energy Assistance Program (WHEAP)

**WOOD COUNTY BUDGET
SUMMARY SHEET
2015**

FUND DEPT A/C NAME FUNCTION	HUMAN SERVICES ECONOMIC SUPPORT & EMPLOYMENT SERVICES ECONOMIC SUPPORT & EMPLOYMENT SERVICES SUMMARY					
Category	2015 Adopted Budget	% Incr (Decr) 2014 Budget	2014 Revised Budget	Actual Through 6/30/2014	2014 Estimated	2013 Actual
Personal Services	\$ 2,026,947	14.45%	\$ 1,771,083	\$ 820,493	\$ 1,721,443	\$ 1,614,328
Contractual Services	2,480,706	627.10%	341,176	86,343	241,756	237,410
Supplies and Expense	180,483	20.51%	149,764	53,646	144,497	118,975
Fixed Charges	12,681	33.51%	9,498	3,960	9,498	12,433
Debt Service	-	N/A	-	-	-	-
Grants, Contributions & Other	47,500	2.15%	46,500	16,075	41,500	37,578
Total Operating Expenditures	4,748,317	104.84%	2,318,021	980,517	2,158,694	2,020,724
Capital Outlay	28,000	0.00%	28,000	-	-	-
Other Financing Uses	-	N/A	-	7,052	30,796	30,350
Total Expenditures	\$ 4,776,317	103.59%	\$ 2,346,021	\$ 987,569	\$ 2,189,491	\$ 2,051,073
Taxes	-	N/A	-	-	-	-
Intergovernmental	4,490,626	118.42%	2,055,937	899,372	1,984,371	1,849,169
Licenses and Permits	-	N/A	-	-	-	-
Fines, Forfeits and Penalties	-	N/A	-	-	-	-
Public Charges for Services	151,855	-8.96%	166,800	59,507	175,392	155,847
Intergovernmental Charges	-	N/A	-	-	-	-
Miscellaneous	11,000	-26.67%	15,000	3,569	9,600	10,622
Other Financing Sources	-	N/A	-	-	-	167,693
Total Revenues	\$ 4,653,481	107.95%	\$ 2,237,737	\$ 962,448	\$ 2,169,363	\$ 2,183,331
Beginning Carryover	212,282	1.84%	208,451	196,644	196,644	-
Ending Carryover	169,039	-8.63%	185,008	342,187	212,282	196,644
Tax Levy	\$ 79,593	-6.19%	\$ 84,841	\$ 170,665	\$ 35,766	\$ 64,386

602-2901-64312-000-000 Number of Positions (FTE's)	2015 Adopted	Incr/Decr 2014 Budget	2014 Budget	2013 Budget	2012 Budget	2011 Budget
Regular	27.91	-	27.91	26.14	27.97	28.19
Part-Time/Temporary	0.25	-	0.25	0.25	0.25	0.25
Request for Program Improvement	3.87	3.87	-	-	-	-
Total	32.03	3.87	28.16	26.39	28.22	28.44

**WOOD COUNTY BUDGET
SUMMARY SHEET
2015**

FUND	HUMAN SERVICES
DEPT	0
A/C NAME	Child Care
FUNCTION	54410

Category	2015 Adopted Budget	% Incr (Decr) 2014 Budget	2014 Revised Budget	Actual Through 6/30/2014	2014 Estimated	2013 Actual
Personal Services	\$ 122,323	-5.26%	\$ 129,112	\$ 50,430	\$ 109,131	\$ 87,108
Contractual Services	5,000	-16.67%	6,000	880	5,000	3,502
Supplies and Expense	3,400	0.00%	3,400	729	3,400	2,515
Fixed Charges	-	N/A	-	-	-	-
Debt Service	-	N/A	-	-	-	-
Grants, Contributions & Other	-	N/A	-	-	-	-
Total Operating Expenditures	130,723	-5.62%	138,512	52,039	117,531	93,126
Capital Outlay	-	N/A	-	-	-	-
Other Financing Uses	-	N/A	-	12,322	24,642	51,864
Total Expenditures	\$ 130,723	-5.62%	\$ 138,512	\$ 64,361	\$ 142,174	\$ 144,990
Taxes	-	N/A	-	-	-	-
Intergovernmental	161,423	-9.27%	177,909	57,202	167,515	183,344
Licenses and Permits	-	N/A	-	-	-	-
Fines, Forfeits and Penalties	-	N/A	-	-	-	-
Public Charges for Services	1,355	-9.67%	1,500	730	1,355	1,292
Intergovernmental Charges	-	N/A	-	-	-	-
Miscellaneous	-	N/A	-	-	-	-
Other Financing Sources	-	N/A	-	-	-	-
Total Revenues	\$ 162,778	-9.27%	\$ 179,409	\$ 57,932	\$ 168,870	\$ 184,636
Beginning Carryover	-	N/A	-	-	-	-
Ending Carryover	-	N/A	-	-	-	-
Tax Levy	\$ (32,055)	-21.62%	\$ (40,897)	\$ 6,429	\$ (26,696)	\$ (39,646)

54410	2015 Adopted	Incr/Decr 2014 Budget	2014 Budget	2013 Budget	2012 Budget	2011 Budget
Number of Positions (FTE's)						
Regular	1.87	(0.05)	1.92	1.95	2.47	2.67
Part-Time/Temporary	-	-	-	-	-	-
Request for Program Improvement	-	-	-	-	-	-
Total	1.87	(0.05)	1.92	1.95	2.47	2.67

**WOOD COUNTY BUDGET
SUMMARY SHEET
2015**

FUND	HUMAN SERVICES					
DEPT	0					
A/C NAME	ESS					
FUNCTION	54420					

Category	2015 Adopted Budget	% Incr (Decr) 2014 Budget	2014 Revised Budget	Actual Through 6/30/2014	2014 Estimated	2013 Actual
Personal Services	\$ 1,172,631	0.96%	\$ 1,161,440	\$ 556,746	\$ 1,153,803	\$ 1,112,456
Contractual Services	12,556	0.00%	12,556	2,500	10,756	11,677
Supplies and Expense	14,700	5.00%	14,000	2,351	12,000	6,596
Fixed Charges	-	N/A	-	-	-	-
Debt Service	-	N/A	-	-	-	-
Grants, Contributions & Other	-	N/A	-	-	-	-
Total Operating Expenditures	1,199,887	1.00%	1,187,996	561,597	1,176,559	1,130,728
Capital Outlay	-	N/A	-	-	-	-
Other Financing Uses	-	N/A	-	(9,245)	(14,491)	(43,325)
Total Expenditures	\$ 1,199,887	1.00%	\$ 1,187,996	\$ 552,352	\$ 1,162,068	\$ 1,087,403
Taxes	-	N/A	-	-	-	-
Intergovernmental	1,133,402	3.64%	1,093,610	497,703	1,098,836	994,298
Licenses and Permits	-	N/A	-	-	-	-
Fines, Forfeits and Penalties	-	N/A	-	-	-	-
Public Charges for Services	-	N/A	-	6,190	6,190	3,110
Intergovernmental Charges	-	N/A	-	-	-	-
Miscellaneous	-	N/A	-	-	-	-
Other Financing Sources	-	N/A	-	-	-	-
Total Revenues	\$ 1,133,402	3.64%	\$ 1,093,610	\$ 503,893	\$ 1,105,026	\$ 997,408
Beginning Carryover	-	N/A	-	-	-	-
Ending Carryover	-	N/A	-	-	-	-
Tax Levy	\$ 66,485	-29.56%	\$ 94,386	\$ 48,459	\$ 57,043	\$ 89,995

54420	2015 Adopted	Incr/Decr 2014 Budget	2014 Budget	2013 Budget	2012 Budget	2011 Budget
Number of Positions (FTE's)						
Regular	17.75	-	17.75	16.45	16.85	17.57
Part-Time/Temporary	-	-	-	-	-	-
Request for Program Improvement	-	-	-	-	-	-
Total	17.75	0.00	17.75	16.45	16.85	17.57

**WOOD COUNTY BUDGET
SUMMARY SHEET
2015**

FUND	HUMAN SERVICES
DEPT	0
A/C NAME	FSET FSET 50/50
FUNCTION	54425

Category	2015 Adopted Budget	% Incr (Decr) 2014 Budget	2014 Revised Budget	Actual Through 6/30/2014	2014 Estimated	2013 Actual
Personal Services	\$ 384,831	180.28%	\$ 137,303	\$ 63,934	\$ 134,598	\$ 129,060
Contractual Services	2,389,150	855.66%	250,000	60,666	160,000	146,113
Supplies and Expense	30,700	2092.86%	1,400	549	1,497	1,620
Fixed Charges	-	N/A	-	-	-	-
Debt Service	-	N/A	-	-	-	-
Grants, Contributions & Other	47,500	2.15%	46,500	16,075	41,500	37,578
Total Operating Expenditures	2,852,181	555.37%	435,203	141,223	337,595	314,371
Capital Outlay	-	N/A	-	-	-	-
Other Financing Uses	-	N/A	-	(3,173)	6,347	2,504
Total Expenditures	\$ 2,852,181	555.37%	\$ 435,203	\$ 138,049	\$ 343,942	\$ 316,875
Taxes	-	N/A	-	-	-	-
Intergovernmental	2,862,058	535.06%	450,675	99,959	358,668	337,769
Licenses and Permits	-	N/A	-	-	-	-
Fines, Forfeits and Penalties	-	N/A	-	-	-	-
Public Charges for Services	-	N/A	-	-	-	-
Intergovernmental Charges	-	N/A	-	-	-	-
Miscellaneous	11,000	-26.67%	15,000	3,569	9,600	10,622
Other Financing Sources	-	N/A	-	-	-	-
Total Revenues	\$ 2,873,058	516.97%	\$ 465,675	\$ 103,528	\$ 368,268	\$ 348,391
Beginning Carryover	-	N/A	-	-	-	-
Ending Carryover	-	N/A	-	-	-	-
Tax Levy	\$ (20,877)	-31.49%	\$ (30,472)	\$ 34,522	\$ (24,326)	\$ (31,516)

54425/30	2015 Adopted	Incr/Decr 2014 Budget	2014 Budget	2013 Budget	2012 Budget	2011 Budget
Number of Positions (FTE's)						
Regular	1.97	-	-	-	-	-
Part-Time/Temporary	-	-	-	-	-	-
Request for Program Improvement	3.88	-	-	-	-	-
Total	5.84	3.87	1.97	2.54	2.62	1.37

**WOOD COUNTY BUDGET
SUMMARY SHEET
2015**

FUND	HUMAN SERVICES
DEPT	0
A/C NAME	LIEAP
FUNCTION	54435

Category	2015 Adopted Budget	% Incr (Decr) 2014 Budget	2014 Revised Budget	Actual Through 6/30/2014	2014 Estimated	2013 Actual
Personal Services	\$ 68,325	11.12%	\$ 61,489	\$ 25,930	\$ 54,379	\$ 51,341
Contractual Services	50,000	-4.98%	52,620	16,115	44,000	37,060
Supplies and Expense	2,000	0.00%	2,000	378	1,200	1,260
Fixed Charges	-	N/A	-	-	-	-
Debt Service	-	N/A	-	-	-	-
Grants, Contributions & Other	-	N/A	-	-	-	-
Total Operating Expenditures	120,325	3.63%	116,109	42,424	99,579	89,661
Capital Outlay	-	N/A	-	-	-	-
Other Financing Uses	-	N/A	-	6,180	12,359	10,192
Total Expenditures	\$ 120,325	3.63%	\$ 116,109	\$ 48,603	\$ 111,938	\$ 99,854
Taxes	-	N/A	-	-	-	-
Intergovernmental	138,065	0.00%	138,065	51,128	165,972	138,080
Licenses and Permits	-	N/A	-	-	-	-
Fines, Forfeits and Penalties	-	N/A	-	-	-	-
Public Charges for Services	-	N/A	-	-	-	-
Intergovernmental Charges	-	N/A	-	-	-	-
Miscellaneous	-	N/A	-	-	-	-
Other Financing Sources	-	N/A	-	-	-	-
Total Revenues	\$ 138,065	0.00%	\$ 138,065	\$ 51,128	\$ 165,972	\$ 138,080
Beginning Carryover	-	N/A	-	-	-	-
Ending Carryover	-	N/A	-	-	-	-
Tax Levy	\$ (17,740)	-19.20%	\$ (21,956)	\$ (2,525)	\$ (54,034)	\$ (38,226)

54435	2015 Adopted	Incr/Decr 2014 Budget	2014 Budget	2013 Budget	2012 Budget	2011 Budget
Number of Positions (FTE's)						
Regular	1.17	0.10	1.07	1.07	1.12	1.12
Part-Time/Temporary	-	-	-	-	-	-
Request for Program Improvement	-	-	-	-	-	-
Total	1.17	0.10	1.07	1.07	1.12	1.12

**WOOD COUNTY BUDGET
SUMMARY SHEET
2015**

FUND	HUMAN SERVICES
DEPT	0
A/C NAME	Transportation
FUNCTION	54413

Category	2015 Adopted Budget	% Incr (Decr) 2014 Budget	2014 Revised Budget	Actual Through 1/0/1900	2014 Estimated	2013 Actual
Personal Services	\$ 278,837	-1.03%	\$ 281,739	\$ 123,454	\$ 269,532	\$ 234,363
Contractual Services	24,000	20.00%	20,000	6,183	22,000	39,058
Supplies and Expense	129,683	0.56%	128,964	49,638	126,400	106,984
Fixed Charges	12,681	33.51%	9,498	3,960	9,498	12,433
Debt Service	-	N/A	-	-	-	-
Grants, Contributions & Other	-	N/A	-	-	-	-
Total Operating Expenditures	445,201	1.14%	440,201	183,235	427,430	392,838
Capital Outlay	28,000	0.00%	28,000	-	-	-
Other Financing Uses	-	N/A	-	969	1,939	9,114
Total Expenditures	\$ 473,201	1.07%	\$ 468,201	\$ 184,204	\$ 429,369	\$ 401,952
Taxes	-	N/A	-	-	-	-
Intergovernmental	195,678	0.00%	195,678	193,380	193,380	195,678
Licenses and Permits	-	N/A	-	-	-	-
Fines, Forfeits and Penalties	-	N/A	-	-	-	-
Public Charges for Services	150,500	-8.95%	165,300	52,587	167,847	151,445
Intergovernmental Charges	-	N/A	-	-	-	-
Miscellaneous	-	N/A	-	-	-	-
Other Financing Sources	-	N/A	-	-	-	167,693
Total Revenues	\$ 346,178	-4.10%	\$ 360,978	\$ 245,967	\$ 361,227	\$ 514,816
Beginning Carryover	212,282	1.84%	208,451	196,644	196,644	-
Ending Carryover	169,039	-8.63%	185,008	342,187	212,282	196,644
Tax Levy	\$ 83,780	0.00%	\$ 83,780	\$ 83,780	\$ 83,780	\$ 83,780

54413	2015 Adopted	Incr/Decr 2014 Budget	2014 Budget	2013 Budget	2012 Budget	2011 Budget
Number of Positions (FTE's)						
Regular	5.15	(0.05)	5.20	4.13	-	-
Part-Time/Temporary	0.25	-	0.25	0.25	-	-
Request for Program Improvement	-	-	-	-	-	-
Total	5.40	(0.05)	5.45	4.38	-	-

Administration

Statement of Purpose

Administration provides leadership, promotes a vision and directs activities within the department. Removes barriers to work and supports an environment that assists staff in meeting the needs of individuals and their families. The current and ongoing goal of the department is to maximize state and federal funding in a fiscally responsible manner to benefit the citizens of Wood County.

**WOOD COUNTY BUDGET
SUMMARY SHEET
2015**

FUND	HUMAN SERVICES
DEPT	ADMIN & SUPPORT & OVH
A/C NAME	ADMIN
FUNCTION	54500-05

Category	2015 Adopted Budget	% Incr (Decr) 2014 Budget	2014 Revised Budget	Actual Through 6/30/2014	2014 Estimated	2013 Actual
Personal Services	\$ 1,214,276	-1.82%	\$ 1,236,744	\$ 542,360	\$ 1,187,447	\$ 1,127,543
Contractual Services	1,001,197	3.38%	968,421	407,739	986,660	982,206
Supplies and Expense	92,281	9.30%	84,427	43,693	85,945	82,597
Fixed Charges	757,409	4.49%	724,859	332,688	708,924	637,942
Debt Service	-	N/A	-	-	-	-
Grants, Contributions & Other	5,000	0.00%	5,000	5,000	5,000	5,000
Total Operating Expenditures	3,070,163	1.68%	3,019,451	1,331,481	2,973,976	2,835,288
Capital Outlay	-	-100.00%	5,000	-	5,000	27,989
Other Financing Uses	-	N/A	-	(8,858)	-	387,408
Total Expenditures	\$ 3,070,163	1.51%	\$ 3,024,451	\$ 1,322,623	\$ 2,978,976	\$ 3,250,685
Taxes	-	N/A	-	-	-	-
Intergovernmental	1,067,559	0.00%	1,067,559	649,617	1,067,366	1,225,430
Licenses and Permits	-	N/A	-	-	-	-
Fines, Forfeits and Penalties	-	N/A	-	-	-	-
Public Charges for Services	25,000	-16.67%	30,000	21,074	17,788	24,430
Intergovernmental Charges	-	N/A	-	-	-	-
Miscellaneous	39,272	37.80%	28,500	34,608	58,052	9,649
Other Financing Sources	-	N/A	-	-	-	112,039
Total Revenues	\$ 1,131,831	0.51%	\$ 1,126,059	\$ 705,299	\$ 1,143,206	\$ 1,371,548
Beginning Carryover	1,217,637	-18.38%	1,491,921	1,217,637	1,217,637	1,491,921
Ending Carryover	1,217,637	-18.38%	1,491,921	1,217,637	1,217,637	1,217,637
Tax Levy	\$ 1,938,332	2.10%	\$ 1,898,392	\$ 617,323	\$ 1,835,770	\$ 1,604,852

54500	2015 Adopted	Incr/Decr 2014 Budget	2014 Budget	2013 Budget	2012 Budget	2011 Budget
Number of Positions (FTE's)	18.10	-	18.10	18.38	18.56	22.09
Regular	18.10	-	18.10	18.38	18.56	22.09
Part-Time/Temporary	-	-	-	-	-	-
Request for Program Improvement	-	-	-	-	-	-
Total	18.10	0.00	18.10	18.38	18.56	22.09

Aging and Disability Resource Center

Statement of Purpose

The Aging and Disability Resource Center of Central Wisconsin promotes choice and independence through personalized education, advocacy, and access to services that prevent, delay, and lessen the impacts of aging and disabilities in the lives of adults.

The Aging and Disability Resource Center of Central Wisconsin (ADRC-CW) was formed in 2006 through an intergovernmental agreement between Marathon and Wood Counties. In September, 2009, a new Intergovernmental Agreement was created by and between Marathon, Wood, Langlade, and Lincoln Counties to expand the services of the ADRC-CW from Marathon and Wood Counties to Langlade and Lincoln counties, effective November 1, 2010. The ADRC-CW provides consistent aging and disability resource center and Older Americans Act services throughout its service region.

The ADRC-CW is governed by the ADRC-CW Board, with members composed of two County Board members from each member county and five citizen representatives. We also have an Advisory Committee composed of four residents from each of the four Counties, who provide valuable input to the ADRC-CW Board. Board Meetings are held on a monthly basis, rotated between our three regional offices. You will find ADRC Board Minutes posted on this website.

The ADRC-CW has one Management team that provides administrative oversight for the programs and services throughout the region. An Annual Report is prepared each year and is posted on this website.

The ADRC-CW provides the following core service areas:

Resource Center Services

Information & Choices

Elderly & Disabled Benefits

Learning and Wellness and Caregiver Support

Healthy Living Programs

Caregiver Support

Home Safety & Assistance

Nutrition

Congregate Dining

Home Delivered Meals

WOOD COUNTY DEPARTMENT OF AGING BUDGET SUMMARY						
Category	Alzheimers Grant 54630	ADRC-CW 54611	Schmidt Endowment 54615	2015 Total	Incr(Decr) 2014 Budget	2014 Total
Personal Services	\$ -	\$ -	\$ -	\$ -	N/A	\$ -
Contractual Services	-	-	-	-	N/A	-
Supplies and Expense	-	-	-	-	N/A	-
Fixed Charges	-	-	-	-	N/A	-
Debt Service	-	-	-	-	N/A	-
Grants, Contributions & Other	-	198,278	-	198,278	0.00%	198,278
Total Operating Expenditures	-	198,278	-	198,278	0.00%	198,278
Capital Outlay	-	-	-	-	N/A	-
Other Financing Uses	-	-	-	-	N/A	-
Total Expenditures	\$ -	\$ 198,278	\$ -	\$ 198,278	0.00%	\$ 198,278
Taxes	-	-	-	-	N/A	-
Intergovernmental	-	-	-	-	N/A	-
Licenses and Permits	-	-	-	-	N/A	-
Fines, Forfeits and Penalties	-	-	-	-	N/A	-
Public Charges for Services	-	-	-	-	N/A	-
Intergovernmental Charges	-	-	-	-	N/A	-
Miscellaneous	-	-	-	-	N/A	-
Other Financing Sources	-	-	-	-	N/A	-
Total Revenues	\$ -	\$ -	\$ -	\$ -	N/A	\$ -
Beginning Carryover	27,857	21,942	32,787	82,586	85.06%	44,627
Ending Carryover	27,857	21,942	32,787	82,586	85.06%	44,627
Tax Levy	\$ -	\$ 198,278	\$ -	\$ 198,278	0.00%	\$ 198,278

**WOOD COUNTY BUDGET
SUMMARY SHEET
2015**

DEPT A/C NAME FUNCTION	8	AGING SUMMARY TOTAL				
Category	2015 Adopted Budget	% Incr (Decr) 2014 Budget	2014 Revised Budget	Actual Through 6/30/2014	2014 Estimated	2013 Actual
Personal Services	\$ -	N/A	\$ -	\$ -	\$ -	\$ -
Contractual Services	-	N/A	-	150	-	4,356
Supplies and Expense	-	N/A	-	260	-	-
Fixed Charges	-	N/A	-	-	-	-
Debt Service	-	N/A	-	-	-	-
Grants, Contributions & Other	198,278	0.00%	198,278	56,399	198,278	188,490
Total Operating Expenditures	198,278	0.00%	198,278	56,809	198,278	192,846
Capital Outlay	-	N/A	-	-	-	-
Other Financing Uses	-	N/A	-	-	-	167,693
Total Expenditures	\$ 198,278	0.00%	\$ 198,278	\$ 56,809	\$ 198,278	\$ 360,538
Taxes	-	N/A	-	-	-	-
Intergovernmental	-	N/A	-	-	-	-
Licenses and Permits	-	N/A	-	-	-	-
Fines, Forfeits and Penalties	-	N/A	-	-	-	-
Public Charges for Services	-	N/A	-	-	-	-
Intergovernmental Charges	-	N/A	-	-	-	-
Miscellaneous	-	N/A	-	-	-	3,708
Other Financing Sources	-	N/A	-	-	-	-
Total Revenues	\$ -	N/A	\$ -	\$ -	\$ -	\$ 3,708
Beginning Carryover	82,586	85.06%	44,627	82,586	82,586	241,139
Ending Carryover	82,586	85.06%	44,627	258,997	82,586	82,586
Tax Levy	\$ 198,278	0.00%	\$ 198,278	\$ 233,220	\$ 198,278	\$ 198,278

220-0106-64621-000-000	2015 Adopted	Incr/Decr 2015	2014 Budget	2013 Budget	2012 Budget	2011 Budget
Number of Positions (FTE's)	-	-	-	-	-	-
Regular	-	-	-	-	-	-
Part-Time/Temporary	-	-	-	-	-	-
Request for Program Improvement	-	-	-	-	-	-
Total	-	-	-	-	-	-

WOOD COUNTY BUDGET SUMMARY SHEET 2015						
DEPT A/C NAME FUNCTION	2	AGING ALZHEIMERS GRANTS 0				
Category	2015 Adopted Budget	% Incr (Decr) 2014 Budget	2014 Revised Budget	Actual Through 6/30/2014	2014 Estimated	2013 Actual
Personal Services	\$ -	N/A	\$ -	\$ -	\$ -	\$ -
Contractual Services	-	N/A	-	-	-	-
Supplies and Expense	-	N/A	-	-	-	-
Fixed Charges	-	N/A	-	-	-	-
Debt Service	-	N/A	-	-	-	-
Grants, Contributions & Other	-	N/A	-	-	-	-
Total Operating Expenditures	-	N/A	-	-	-	-
Capital Outlay	-	N/A	-	-	-	-
Other Financing Uses	-	N/A	-	-	-	-
Total Expenditures	\$ -	N/A	\$ -	\$ -	\$ -	\$ -
Taxes	-	N/A	-	-	-	-
Intergovernmental	-	N/A	-	-	-	-
Licenses and Permits	-	N/A	-	-	-	-
Fines, Forfeits and Penalties	-	N/A	-	-	-	-
Public Charges for Services	-	N/A	-	-	-	-
Intergovernmental Charges	-	N/A	-	-	-	-
Miscellaneous	-	N/A	-	-	-	3,654
Other Financing Sources	-	N/A	-	-	-	-
Total Revenues	\$ -	N/A	\$ -	\$ -	\$ -	\$ 3,654
Beginning Carryover	27,857	N/A	-	27,857	27,857	24,204
Ending Carryover	27,857	N/A	-	62,799	27,857	27,857
Tax Levy	\$ -	N/A	\$ -	\$ 34,942	\$ -	\$ -

220-0106-64621-000-000	2015 Adopted	Incr/Decr 2015	2014 Budget	2013 Budget	2012 Budget	2011 Budget
Number of Positions (FTE's)	-	-	-	-	-	-
Regular	-	-	-	-	-	-
Part-Time/Temporary	-	-	-	-	-	-
Request for Program Improvement	-	-	-	-	-	-
Total	-	-	-	-	-	-

WOOD COUNTY BUDGET SUMMARY SHEET 2015						
DEPT A/C NAME FUNCTION	3 AGING TRANSPORTATION 0					
Category	2015 Adopted Budget	% Incr (Decr) 2014 Budget	2014 Revised Budget	Actual Through 6/30/2014	2014 Estimated	2013 Actual
Personal Services	\$ -	N/A	\$ -	\$ -	\$ -	\$ -
Contractual Services	-	N/A	-	-	-	-
Supplies and Expense	-	N/A	-	-	-	-
Fixed Charges	-	N/A	-	-	-	-
Debt Service	-	N/A	-	-	-	-
Grants, Contributions & Other	-	N/A	-	-	-	-
Total Operating Expenditures	-	N/A	-	-	-	-
Capital Outlay	-	N/A	-	-	-	-
Other Financing Uses	-	N/A	-	-	-	167,693
Total Expenditures	\$ -	N/A	\$ -	\$ -	\$ -	\$ 167,693
Taxes	-	N/A	-	-	-	-
Intergovernmental	-	N/A	-	-	-	-
Licenses and Permits	-	N/A	-	-	-	-
Fines, Forfeits and Penalties	-	N/A	-	-	-	-
Public Charges for Services	-	N/A	-	-	-	-
Intergovernmental Charges	-	N/A	-	-	-	-
Miscellaneous	-	N/A	-	-	-	-
Other Financing Sources	-	N/A	-	-	-	-
Total Revenues	\$ -	N/A	\$ -	\$ -	\$ -	\$ -
Beginning Carryover	-	N/A	-	-	-	167,693
Ending Carryover	-	N/A	-	-	-	-
Tax Levy	\$ -	N/A	\$ -	\$ -	\$ -	\$ -

220-0107-64622-000-000	2015 Adopted	Incr/Decr 2015	2014 Budget	2013 Budget	2012 Budget	2011 Budget
Number of Positions (FTE's)						
Regular	-	-	-	-	-	-
Part-Time/Temporary	-	-	-	-	-	-
Request for Program Improvement	-	-	-	-	-	-
Total	-	-	-	-	-	-

**WOOD COUNTY BUDGET
SUMMARY SHEET
2015**

DEPT A/C NAME FUNCTION	5	AGING SCHMIDT ENDOWMENT 54674				
Category	2015 Adopted Budget	% Incr (Decr) 2014 Budget	2014 Revised Budget	Actual Through 6/30/2014	2014 Estimated	2013 Actual
Personal Services	\$ -	N/A	\$ -	\$ -	\$ -	\$ -
Contractual Services	-	N/A	-	150	-	1,266
Supplies and Expense	-	N/A	-	-	-	-
Fixed Charges	-	N/A	-	-	-	-
Debt Service	-	N/A	-	-	-	-
Grants, Contributions & Other	-	N/A	-	-	-	-
Total Operating Expenditures	-	N/A	-	150	-	1,266
Capital Outlay	-	N/A	-	-	-	-
Other Financing Uses	-	N/A	-	-	-	-
Total Expenditures	\$ -	N/A	\$ -	\$ 150	\$ -	\$ 1,266
Taxes	-	N/A	-	-	-	-
Intergovernmental	-	N/A	-	-	-	-
Licenses and Permits	-	N/A	-	-	-	-
Fines, Forfeits and Penalties	-	N/A	-	-	-	-
Public Charges for Services	-	N/A	-	-	-	-
Intergovernmental Charges	-	N/A	-	-	-	-
Miscellaneous	-	N/A	-	-	-	55
Other Financing Sources	-	N/A	-	-	-	-
Total Revenues	\$ -	N/A	\$ -	\$ -	\$ -	\$ 55
Beginning Carryover	32,787	-10.28%	36,545	32,787	32,787	33,998
Ending Carryover	32,787	-10.28%	36,545	32,637	32,787	32,787
Tax Levy	\$ -	N/A	\$ -	\$ -	\$ -	\$ -

220-0114-64673-000-000	2015	Incr/Decr	2014	2013	2012	2011
Number of Positions (FTE's)	Adopted	2015	Budget	Budget	Budget	Budget
Regular	-	-	-	-	-	-
Part-Time/Temporary	-	-	-	-	-	-
Request for Program Improvement	-	-	-	-	-	-
Total	-	-	-	-	-	-

**WOOD COUNTY BUDGET
SUMMARY SHEET
2015**

DEPT A/C NAME FUNCTION	4	AGING ADRC-CW 54611				
Category	2015 Adopted Budget	% Incr (Decr) 2014 Budget	2014 Revised Budget	Actual Through 6/30/2014	2014 Estimated	2013 Actual
Personal Services	\$ -	N/A	\$ -	\$ -	\$ -	\$ -
Contractual Services	-	N/A	-	-	-	3,090
Supplies and Expense	-	N/A	-	260	-	-
Fixed Charges	-	N/A	-	-	-	-
Debt Service	-	N/A	-	-	-	-
Grants, Contributions & Other	198,278	0.00%	198,278	56,399	198,278	188,490
Total Operating Expenditures	198,278	0.00%	198,278	56,659	198,278	191,580
Capital Outlay	-	N/A	-	-	-	-
Other Financing Uses	-	N/A	-	-	-	-
Total Expenditures	\$ 198,278	0.00%	\$ 198,278	\$ 56,659	\$ 198,278	\$ 191,580
Taxes	-	N/A	-	-	-	-
Intergovernmental	-	N/A	-	-	-	-
Licenses and Permits	-	N/A	-	-	-	-
Fines, Forfeits and Penalties	-	N/A	-	-	-	-
Public Charges for Services	-	N/A	-	-	-	-
Intergovernmental Charges	-	N/A	-	-	-	-
Miscellaneous	-	N/A	-	-	-	-
Other Financing Sources	-	N/A	-	-	-	-
Total Revenues	\$ -	N/A	\$ -	\$ -	\$ -	\$ -
Beginning Carryover	21,942	171.47%	8,083	21,942	21,942	15,244
Ending Carryover	21,942	171.47%	8,083	163,561	21,942	21,942
Tax Levy	\$ 198,278	0.00%	\$ 198,278	\$ 198,278	\$ 198,278	\$ 198,278

220-0114-64673-000-000	2015	Incr/Decr	2014	2013	2012	2011
Number of Positions (FTE's)	Adopted	2015	Budget	Budget	Budget	Budget
Regular	-	-	-	-	-	-
Part-Time/Temporary	-	-	-	-	-	-
Request for Program Improvement	-	-	-	-	-	-
Total	-	-	-	-	-	-

Edgewater Haven Nursing Home

Statement of Purpose

Our interdisciplinary team works with each individual, his or her family and physician, to provide an effective plan of care to reach personal goals and highest potentials. We strive to provide for the mind, body, and spirit, while holding in the highest regard the rights and dignity of each individual.

You will find our nursing home to be clean and comfortable. Our long-term caring staff is dedicated to your loved one's outcomes.

Nursing Care

- 24 Hour Skilled Nursing Care
- Wound care
- IV Therapy
- Tracheotomy care
- Rehabilitation Services (Physical, Occupational, and Speech Therapies)
- Restorative Nursing Programs
- Hospice Services
- Pharmacy Services
- Dental, Vision, Hearing, and Podiatry Services Onsite
- X-rays and Medical Testing Onsite
- TelePsychiatry
- Onsite visits by local physicians
- Wireless internet access throughout the building as well as computer for residents in the Activity room so residents or families can keep current with their emails or can Skype.
- Aviary and Terrarium in main dining room
- On-site massage services
- Relaxing Whirlpool bathtub

Respite Care

Skilled Therapy

Dietary Services

Salon Services

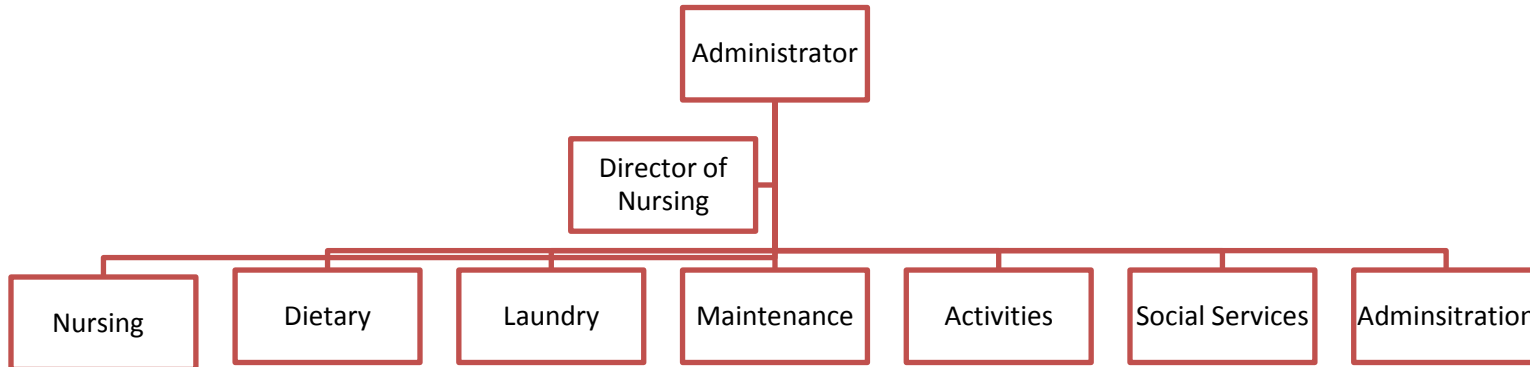
Salon services are provided on Mondays and Tuesdays. Salon services include shampoo and styling, haircuts, perms, color rinses, etc. Appointments can be made through the nurses or social workers. We also have a barber available for the men the second Monday of each month. Haircuts for our male residents take place in the Activities room.

Social Services / Admissions

Our trained social service staff aids in all aspects of discharge planning to ensure that you return safely to your home. We are also available for financial resource information and family support. We insure that the transition to long-term care is done with love and support to all involved.

Activities

A full activity calendar, including night and week-end activities. Our Activity Department is designed to enable the resident to continue to enjoy the experience of life at their highest practical level. Activities include physical, spiritual, intellectual, social groups, community and leisure activities. Our Activity Department is staffed by three full-time members, one part-time member and many volunteers, to provide plenty of one-on-one attention.



Number of Positions (FTE)	2014	2013	2012	2011	2010	2009	2008	2007	2006	2005	2004	2003
Total	99.24	99.24	99.24	120.28	120.78	120.78	120.78	120.78	120.68	120.68	120.48	120.68

EDGEWATER HAVEN NURSING HOME BUDGET SUMMARY												
Category	Nursing 54210	Housekeeping 54211	Dietary 54212	Laundry 54213	Maintenance 54214	Therapy 54215	Activities 54217	Social Services 54218	Administration 54219	2015 Total	Incr(Decr) 2014 Budget	2014 Total
Personal Services	\$ 4,205,967	\$ -	\$ 522,498	\$ 126,757	\$ 120,197	\$ -	\$ 178,735	\$ 129,495	\$ 350,751	\$ 5,634,400	1.82%	\$ 5,533,924
Contractual Services	66,000	137,400	7,200	-	248,700	500,000	11,850	-	63,570	1,034,720	20.50%	858,705
Supplies and Expense	273,500	18,500	272,425	10,600	35,014	1,000	5,613	1,113	218,200	835,965	13.74%	734,952
Fixed Charges	-	-	-	-	-	-	-	-	32,102	32,102	2.63%	31,279
Debt Service	-	-	-	-	-	-	-	-	-	-	N/A	-
Grants, Contributions & Other	-	-	-	-	-	-	-	-	-	-	N/A	-
Total Operating Expenditures	4,545,467	155,900	802,123	137,357	403,911	501,000	196,198	130,608	664,623	7,537,187	5.28%	7,158,860
Capital Outlay	17,500	-	-	-	147,000	13,000	-	-	-	177,500	-18.67%	218,251
Other Financing Uses	-	-	-	-	-	-	-	-	-	-	N/A	-
Total Expenditures	\$ 4,562,967	\$ 155,900	\$ 802,123	\$ 137,357	\$ 550,911	\$ 514,000	\$ 196,198	\$ 130,608	\$ 664,623	\$ 7,714,687	4.58%	\$ 7,377,111
Taxes	-	-	-	-	-	-	-	-	-	-	N/A	-
Intergovernmental	-	-	-	-	-	-	-	-	-	-	N/A	-
Licenses and Permits	-	-	-	-	-	-	-	-	-	-	N/A	-
Fines, Forfeits and Penalties	-	-	-	-	-	-	-	-	-	-	N/A	-
Public Charges for Services	6,178,557	-	-	-	-	255,000	800	5,000	-	6,439,357	4.86%	6,141,119
Intergovernmental Charges	512,742	-	-	-	-	-	-	-	-	512,742	1.14%	506,940
Miscellaneous	2,800	-	9,081	-	-	250	-	-	500	12,631	16.95%	10,800
Other Financing Sources	-	-	-	-	-	-	-	-	-	-	N/A	-
Total Revenues	\$ 6,694,099	\$ -	\$ 9,081	\$ -	\$ -	\$ 255,250	\$ 800	\$ 5,000	\$ 500	\$ 6,964,730	4.59%	\$ 6,658,859
Beginning Carryover	-	-	-	-	-	-	-	-	(412,003)	(412,003)	N/A	-
Endind Carryover	-	-	-	-	-	-	-	-	(412,003)	(412,003)	N/A	-
Tax Levy	\$ (2,131,132)	\$ 155,900	\$ 793,042	\$ 137,357	\$ 550,911	\$ 258,750	\$ 195,398	\$ 125,608	\$ 664,123	\$ 749,957	4.41%	\$ 718,252
Wages & Fringes Contingency	-	-	-	-	-	-	-	-	-	-	N/A	-
Total Tax Levy	\$ (2,131,132)	\$ 155,900	\$ 793,042	\$ 137,357	\$ 550,911	\$ 258,750	\$ 195,398	\$ 125,608	\$ 664,123	\$ 749,957	4.41%	\$ 718,252
Number of Positions (FTE's)	72.14	-	11.95	2.70	2.00	-	3.45	2.00	5.00	99.24	-	99.24

WOOD COUNTY BUDGET SUMMARY SHEET 2015							
DEPT A/C NAME FUNCTION	2 EDGEWATER TOTAL ALL	2015 Adopted Budget	% Incr(Decr) 2014 Budget	2014 Revised Budget	Actual Through 6/30/2014	2014 Estimated	2013 Actual
Personnel Services		\$ 5,634,400	1.82%	\$ 5,533,924	\$ 2,682,845	\$ 5,378,508	\$ 5,213,886
Contractual Services		1,034,720	20.50%	858,705	453,510	1,068,101	965,812
Supplies and Expense		835,965	13.74%	734,952	360,021	811,043	822,822
Fixed Charges		32,102	2.63%	31,279	136,041	31,279	32,408
Debt Service		-	N/A	-	-	-	-
Grants, Contributions & Other		-	N/A	-	-	-	-
Total Operating Expenditures		7,537,187	5.28%	7,158,860	3,632,416	7,288,930	7,034,928
Capital Outlay		177,500	-18.67%	218,251	24,792	202,451	1,568,058
Other Financing Uses		-	N/A	-	(24,792)	-	(65,837)
Total Expenditures		\$ 7,714,687	4.58%	\$ 7,377,111	\$ 3,632,416	\$ 7,491,381	\$ 8,537,149
Taxes		-	N/A	-	-	-	-
Intergovernmental		-	N/A	-	-	-	-
Licenses and Permits		-	N/A	-	-	-	-
Fines, Forfeits and Penalties		-	N/A	-	-	-	-
Public Charges for Services		6,439,357	4.86%	6,141,119	2,571,890	6,016,817	5,460,102
Intergovernmental Charges		512,742	1.14%	506,940	126,450	506,940	540,262
Miscellaneous		12,631	16.95%	10,800	704,442	10,447	1,452,175
Other Financing Sources		-	N/A	-	-	-	746,195
Total Revenues		\$ 6,964,730	4.59%	\$ 6,658,859	\$ 3,402,782	\$ 6,534,204	\$ 8,198,734
Beginning Carryover		(412,003)	N/A	-	(412,003)	(412,003)	(412,003)
Ending Carryover		(412,003)	N/A	-	(412,103)	(412,003)	(412,003)
Tax Levy		\$ 749,957	4.41%	\$ 718,252	\$ 229,534	\$ 957,177	\$ 338,415
601-1201-64210-000-000 Number of Positions (FTE's)		2015 Adopted	Incr/Decr 2012 Budget	2014 Budget	2013 Budget	2012 Budget	2011 Budget
Regular		95.10	-	95.10	95.11	95.11	116.15
Part-Time/Temporary		4.13	-	4.13	4.13	4.13	4.13
Request for Program Improvement		-	-	-	-	-	-
Total		99.24	-	99.24	99.24	99.24	120.28

**WOOD COUNTY BUDGET
SUMMARY SHEET
2015**

DEPT A/C NAME FUNCTION	2	EDGEWATER NURSING 54210
---------------------------------------	---	--

Category	2015 Adopted Budget	% Incr(Decr) 2014 Budget	2014 Revised Budget	Actual Through 6/30/2014	2014 Estimated	2013 Actual
Personnel Services	\$ 4,205,967	2.23%	\$ 4,114,195	\$ 1,995,783	\$ 4,003,434	\$ 3,840,129
Contractual Services	66,000	46.67%	45,000	29,364	64,981	49,076
Supplies and Expense	273,500	26.50%	216,200	112,649	258,694	270,871
Fixed Charges	-	N/A	-	-	-	-
Debt Service	-	N/A	-	-	-	-
Grants, Contributions & Other	-	N/A	-	-	-	-
Total Operating Expenditures	4,545,467	3.89%	4,375,395	2,137,795	4,327,109	4,160,076
Capital Outlay	17,500	133.33%	7,500	-	7,500	2,548
Other Financing Uses	-	N/A	-	-	-	(2,548)
Total Expenditures	\$ 4,562,967	4.11%	\$ 4,382,895	\$ 2,137,795	\$ 4,334,609	\$ 4,160,076
Taxes	-	N/A	-	-	-	-
Intergovernmental	-	N/A	-	-	-	-
Licenses and Permits	-	N/A	-	-	-	-
Fines, Forfeits and Penalties	-	N/A	-	-	-	-
Public Charges for Services	6,178,557	3.67%	5,959,819	2,457,191	5,756,144	5,258,170
Intergovernmental Charges	512,742	1.14%	506,940	126,450	506,940	540,262
Miscellaneous	2,800	86.67%	1,500	1,067	2,318	3,451
Other Financing Sources	-	N/A	-	-	-	-
Total Revenues	\$ 6,694,099	3.49%	\$ 6,468,259	\$ 2,584,708	\$ 6,265,403	\$ 5,801,883
Beginning Carryover	-	N/A	-	-	-	-
Ending Carryover	-	N/A	-	-	-	-
Tax Levy	\$ (2,131,132)	2.19%	\$ (2,085,364)	\$ (446,913)	\$ (1,930,793)	\$ (1,641,807)

601-1201-64210-000-000 Number of Positions (FTE's)	2015 Adopted	Incr/Decr 2012 Budget	2014 Budget	2013 Budget	2012 Budget	2011 Budget
Regular	70.30	-	70.30	69.50	69.50	74.88
Part-Time/Temporary	1.84	-	1.84	1.84	1.84	1.84
Request for Program Improvement	-	-	-	-	-	-
Total	72.14	-	72.14	71.34	71.34	76.72

**WOOD COUNTY BUDGET
SUMMARY SHEET
2015**

DEPT 3
A/C NAME EDGEWATER
FUNCTION HOUSEKEEPING
54211

Category	2015 Adopted Budget	% Incr(Decr) 2014 Budget	2014 Revised Budget	Actual Through 6/30/2014	2014 Estimated	2013 Actual
Personnel Services	\$ -	N/A	\$ -	\$ -	\$ -	\$ -
Contractual Services	137,400	0.00%	137,400	57,247	137,392	137,392
Supplies and Expense	18,500	15.63%	16,000	5,556	14,383	23,067
Fixed Charges	-	N/A	-	-	-	-
Debt Service	-	N/A	-	-	-	-
Grants, Contributions & Other	-	N/A	-	-	-	-
Total Operating Expenditures	155,900	1.63%	153,400	62,803	151,775	160,459
Capital Outlay	-	N/A	-	-	-	-
Other Financing Uses	-	N/A	-	-	-	-
Total Expenditures	\$ 155,900	1.63%	\$ 153,400	\$ 62,803	\$ 151,775	\$ 160,459
Taxes	-	N/A	-	-	-	-
Intergovernmental	-	N/A	-	-	-	-
Licenses and Permits	-	N/A	-	-	-	-
Fines, Forfeits and Penalties	-	N/A	-	-	-	-
Public Charges for Services	-	N/A	-	-	-	-
Intergovernmental Charges	-	N/A	-	-	-	-
Miscellaneous	-	N/A	-	-	-	-
Other Financing Sources	-	N/A	-	-	-	-
Total Revenues	\$ -	N/A	\$ -	\$ -	\$ -	\$ -
Beginning Carryover	-	N/A	-	-	-	-
Ending Carryover	-	N/A	-	-	-	-
Tax Levy	\$ 155,900	1.63%	\$ 153,400	\$ 62,803	\$ 151,775	\$ 160,459

601-1202-64211-000-000	2015 Adopted	Incr/Decr 2012 Budget	2014 Budget	2013 Budget	2012 Budget	2011 Budget
Number of Positions (FTE's)						
Regular	-	-	-	-	-	6.75
Part-Time/Temporary	-	-	-	-	-	-
Request for Program Improvement	-	-	-	-	-	-
Total	-	-	-	-	-	6.75

**WOOD COUNTY BUDGET
SUMMARY SHEET
2015**

DEPT 4
A/C NAME EDGEWATER
FUNCTION DIETARY
54212

Category	2015 Adopted Budget	% Incr(Decr) 2014 Budget	2014 Revised Budget	Actual Through 6/30/2014	2014 Estimated	2013 Actual
Personnel Services	\$ 522,498	-2.51%	\$ 535,936	\$ 248,777	\$ 498,986	\$ 470,126
Contractual Services	7,200	-4.00%	7,500	2,885	6,950	7,121
Supplies and Expense	272,425	13.17%	240,713	115,058	269,983	263,794
Fixed Charges	-	N/A	-	-	-	-
Debt Service	-	N/A	-	-	-	-
Grants, Contributions & Other	-	N/A	-	-	-	-
Total Operating Expenditures	802,123	2.29%	784,149	366,720	775,919	741,041
Capital Outlay	-	-100.00%	9,800	-	-	5,524
Other Financing Uses	-	N/A	-	-	-	(5,524)
Total Expenditures	\$ 802,123	1.03%	\$ 793,949	\$ 366,720	\$ 775,919	\$ 741,041
Taxes	-	N/A	-	-	-	-
Intergovernmental	-	N/A	-	-	-	-
Licenses and Permits	-	N/A	-	-	-	-
Fines, Forfeits and Penalties	-	N/A	-	-	-	-
Public Charges for Services	-	N/A	-	-	-	-
Intergovernmental Charges	-	N/A	-	-	-	-
Miscellaneous	9,081	21.08%	7,500	3,711	7,742	10,011
Other Financing Sources	-	N/A	-	-	-	-
Total Revenues	\$ 9,081	21.08%	\$ 7,500	\$ 3,711	\$ 7,742	\$ 10,011
Beginning Carryover	-	N/A	-	-	-	-
Ending Carryover	-	N/A	-	-	-	-
Tax Levy	\$ 793,042	0.84%	\$ 786,449	\$ 363,009	\$ 768,177	\$ 731,029

601-1203-64212-000-000	2015 Adopted	Incr/Decr 2012 Budget	2014 Budget	2013 Budget	2012 Budget	2011 Budget
Number of Positions (FTE's)						
Regular	10.10	-	10.10	10.10	10.10	11.76
Part-Time/Temporary	1.85	-	1.85	1.85	1.85	1.85
Request for Program Improvement	-	-	-	-	-	-
Total	11.95	-	11.95	11.95	11.95	13.61

**WOOD COUNTY BUDGET
SUMMARY SHEET
2015**

DEPT 5
A/C NAME EDgewater
FUNCTION LAUNDRY
54213

Category	2015 Adopted Budget	% Incr(Decr) 2014 Budget	2014 Revised Budget	Actual Through 6/30/2014	2014 Estimated	2013 Actual
Personnel Services	\$ 126,757	2.54%	\$ 123,620	\$ 61,415	\$ 123,020	\$ 122,072
Contractual Services	-	N/A	-	-	-	-
Supplies and Expense	10,600	11.58%	9,500	4,968	10,865	12,121
Fixed Charges	-	N/A	-	-	-	-
Debt Service	-	N/A	-	-	-	-
Grants, Contributions & Other	-	N/A	-	-	-	-
Total Operating Expenditures	137,357	3.18%	133,120	66,382	133,886	134,193
Capital Outlay	-	N/A	-	-	-	-
Other Financing Uses	-	N/A	-	-	-	-
Total Expenditures	\$ 137,357	3.18%	\$ 133,120	\$ 66,382	\$ 133,886	\$ 134,193
Taxes	-	N/A	-	-	-	-
Intergovernmental	-	N/A	-	-	-	-
Licenses and Permits	-	N/A	-	-	-	-
Fines, Forfeits and Penalties	-	N/A	-	-	-	-
Public Charges for Services	-	N/A	-	-	-	-
Intergovernmental Charges	-	N/A	-	-	-	-
Miscellaneous	-	N/A	-	-	-	-
Other Financing Sources	-	N/A	-	-	-	-
Total Revenues	\$ -	N/A	\$ -	\$ -	\$ -	\$ -
Beginning Carryover	-	N/A	-	-	-	-
Ending Carryover	-	N/A	-	-	-	-
Tax Levy	\$ 137,357	3.18%	\$ 133,120	\$ 66,382	\$ 133,886	\$ 134,193

601-1204-64213-000-000 Number of Positions (FTE's)	2015 Adopted	Incr/Decr 2012 Budget	2014 Budget	2013 Budget	2012 Budget	2011 Budget
Regular	2.70	-	2.70	2.70	2.70	4.52
Part-Time/Temporary	-	-	-	-	-	-
Request for Program Improvement	-	-	-	-	-	-
Total	2.70	-	2.70	2.70	2.70	4.52

**WOOD COUNTY BUDGET
SUMMARY SHEET
2015**

DEPT A/C NAME FUNCTION	6	EDGEWATER MAINTENANCE 54214
---------------------------------------	---	--

Category	2015 Adopted Budget	% Incr(Decr) 2014 Budget	2014 Revised Budget	Actual Through 6/30/2014	2014 Estimated	2013 Actual
Personnel Services	\$ 120,197	-3.22%	\$ 124,192	\$ 61,765	\$ 122,916	\$ 122,276
Contractual Services	248,700	15.29%	215,725	97,729	242,191	224,774
Supplies and Expense	35,014	34.09%	26,113	16,067	33,906	28,245
Fixed Charges	-	N/A	-	-	-	-
Debt Service	-	N/A	-	-	-	-
Grants, Contributions & Other	-	N/A	-	-	-	-
Total Operating Expenditures	403,911	10.35%	366,030	175,562	399,012	375,296
Capital Outlay	147,000	-26.85%	200,951	24,792	194,951	1,559,986
Other Financing Uses	-	N/A	-	(24,792)	-	(57,765)
Total Expenditures	\$ 550,911	-2.83%	\$ 566,981	\$ 175,562	\$ 593,963	\$ 1,877,516
Taxes	-	N/A	-	-	-	-
Intergovernmental	-	N/A	-	-	-	-
Licenses and Permits	-	N/A	-	-	-	-
Fines, Forfeits and Penalties	-	N/A	-	-	-	-
Public Charges for Services	-	N/A	-	-	-	-
Intergovernmental Charges	-	N/A	-	-	-	-
Miscellaneous	-	N/A	-	699,620	-	1,436,384
Other Financing Sources	-	N/A	-	-	-	-
Total Revenues	\$ -	N/A	\$ -	\$ 699,620	\$ -	\$ 1,436,384
Beginning Carryover	-	N/A	-	-	-	-
Ending Carryover	-	N/A	-	-	-	-
Tax Levy	\$ 550,911	-2.83%	\$ 566,981	\$ (524,058)	\$ 593,963	\$ 441,132

601-1205-64214-000-000 Number of Positions (FTE's)	2015 Adopted	Incr/Decr 2012 Budget	2014 Budget	2013 Budget	2012 Budget	2011 Budget
Regular	2.00	-	2.00	2.00	2.00	3.13
Part-Time/Temporary	-	-	-	-	-	-
Request for Program Improvement	-	-	-	-	-	-
Total	2.00	-	2.00	2.00	2.00	3.13

**WOOD COUNTY BUDGET
SUMMARY SHEET
2015**

DEPT A/C NAME FUNCTION	7 EDGEWATER THERAPY 54215
---------------------------------------	--

Category	2015 Adopted Budget	% Incr(Decr) 2014 Budget	2014 Revised Budget	Actual Through 6/30/2014	2014 Estimated	2013 Actual
Personnel Services	\$ -	N/A	\$ -	\$ -	\$ -	\$ -
Contractual Services	500,000	29.87%	385,000	241,550	556,512	479,777
Supplies and Expense	1,000	-33.33%	1,500	274	481	911
Fixed Charges	-	N/A	-	-	-	-
Debt Service	-	N/A	-	-	-	-
Grants, Contributions & Other	-	N/A	-	-	-	-
Total Operating Expenditures	501,000	29.62%	386,500	241,824	556,993	480,687
Capital Outlay	13,000	N/A	-	-	-	-
Other Financing Uses	-	N/A	-	-	-	-
Total Expenditures	\$ 514,000	32.99%	\$ 386,500	\$ 241,824	\$ 556,993	\$ 480,687
Taxes	-	N/A	-	-	-	-
Intergovernmental	-	N/A	-	-	-	-
Licenses and Permits	-	N/A	-	-	-	-
Fines, Forfeits and Penalties	-	N/A	-	-	-	-
Public Charges for Services	255,000	43.26%	178,000	108,919	252,372	196,162
Intergovernmental Charges	-	N/A	-	-	-	-
Miscellaneous	250	-16.67%	300	119	188	226
Other Financing Sources	-	N/A	-	-	-	-
Total Revenues	\$ 255,250	43.16%	\$ 178,300	\$ 109,038	\$ 252,560	\$ 196,388
Beginning Carryover	-	N/A	-	-	-	-
Ending Carryover	-	N/A	-	-	-	-
Tax Levy	\$ 258,750	24.28%	\$ 208,200	\$ 132,786	\$ 304,433	\$ 284,299

601-1206-64215-000-000 Number of Positions (FTE's)	2015 Adopted	Incr/Decr 2012 Budget	2014 Budget	2013 Budget	2012 Budget	2011 Budget
Regular	-	-	-	-	-	1.10
Part-Time/Temporary	-	-	-	-	-	-
Request for Program Improvement	-	-	-	-	-	-
Total	-	-	-	-	-	1.10

**WOOD COUNTY BUDGET
SUMMARY SHEET
2015**

DEPT 9
A/C NAME EDgewater
FUNCTION 54217
ACTIVITIES

Category	2015 Adopted Budget	% Incr(Decr) 2014 Budget	2014 Revised Budget	Actual Through 6/30/2014	2014 Estimated	2013 Actual
Personnel Services	\$ 178,735	4.42%	\$ 171,172	\$ 83,986	\$ 167,894	\$ 153,569
Contractual Services	11,850	64.58%	7,200	3,251	7,817	7,133
Supplies and Expense	5,613	9.78%	5,113	2,008	5,554	5,721
Fixed Charges	-	N/A	-	-	-	-
Debt Service	-	N/A	-	-	-	-
Grants, Contributions & Other	-	N/A	-	-	-	-
Total Operating Expenditures	196,198	6.93%	183,485	89,246	181,264	166,423
Capital Outlay	-	N/A	-	-	-	-
Other Financing Uses	-	N/A	-	-	-	-
Total Expenditures	\$ 196,198	6.93%	\$ 183,485	\$ 89,246	\$ 181,264	\$ 166,423
Taxes	-	N/A	-	-	-	-
Intergovernmental	-	N/A	-	-	-	-
Licenses and Permits	-	N/A	-	-	-	-
Fines, Forfeits and Penalties	-	N/A	-	-	-	-
Public Charges for Services	800	0.00%	800	200	800	550
Intergovernmental Charges	-	N/A	-	-	-	-
Miscellaneous	-	N/A	-	-	-	-
Other Financing Sources	-	N/A	-	-	-	-
Total Revenues	\$ 800	0.00%	\$ 800	\$ 200	\$ 800	\$ 550
Beginning Carryover	-	N/A	-	-	-	-
Ending Carryover	-	N/A	-	-	-	-
Tax Levy	\$ 195,398	6.96%	\$ 182,685	\$ 89,046	\$ 180,464	\$ 165,873

601-1208-64217-000-000 Number of Positions (FTE's)	2015 Adopted	Incr/Decr 2012 Budget	2014 Budget	2013 Budget	2012 Budget	2011 Budget
Regular	3.00	-	3.00	3.00	3.00	3.00
Part-Time/Temporary	0.45	-	0.45	0.45	0.45	0.45
Request for Program Improvement	-	-	-	-	-	-
Total	3.45	-	3.45	3.45	3.45	3.45

**WOOD COUNTY BUDGET
SUMMARY SHEET
2015**

DEPT	10	EDGEWATER SOCIAL SERVICES 54218
A/C NAME		
FUNCTION		

Category	2015 Adopted Budget	% Incr(Decr) 2014 Budget	2014 Revised Budget	Actual Through 6/30/2014	2014 Estimated	2013 Actual
Personnel Services	\$ 129,495	3.43%	\$ 125,197	\$ 62,386	\$ 124,691	\$ 123,231
Contractual Services	-	N/A	-	-	-	-
Supplies and Expense	1,113	884.96%	113	63	145	129
Fixed Charges	-	N/A	-	-	-	-
Debt Service	-	N/A	-	-	-	-
Grants, Contributions & Other	-	N/A	-	-	-	-
Total Operating Expenditures	130,608	4.23%	125,310	62,450	124,836	123,360
Capital Outlay	-	N/A	-	-	-	-
Other Financing Uses	-	N/A	-	-	-	-
Total Expenditures	\$ 130,608	4.23%	\$ 125,310	\$ 62,450	\$ 124,836	\$ 123,360
Taxes	-	N/A	-	-	-	-
Intergovernmental	-	N/A	-	-	-	-
Licenses and Permits	-	N/A	-	-	-	-
Fines, Forfeits and Penalties	-	N/A	-	-	-	-
Public Charges for Services	5,000	100.00%	2,500	5,580	7,500	5,220
Intergovernmental Charges	-	N/A	-	-	-	-
Miscellaneous	-	N/A	-	-	-	-
Other Financing Sources	-	N/A	-	-	-	-
Total Revenues	\$ 5,000	100.00%	\$ 2,500	\$ 5,580	\$ 7,500	\$ 5,220
Beginning Carryover	-	N/A	-	-	-	-
Ending Carryover	-	N/A	-	-	-	-
Tax Levy	\$ 125,608	2.28%	\$ 122,810	\$ 56,870	\$ 117,336	\$ 118,140

601-1209-64218-000-000 Number of Positions (FTE's)	2015 Adopted	Incr/Decr 2012 Budget	2014 Budget	2013 Budget	2012 Budget	2011 Budget
Regular	2.00	-	2.00	2.00	2.00	2.00
Part-Time/Temporary	-	-	-	-	-	-
Request for Program Improvement	-	-	-	-	-	-
Total	2.00	-	2.00	2.00	2.00	2.00

**WOOD COUNTY BUDGET
SUMMARY SHEET
2015**

DEPT A/C NAME FUNCTION	11	EDGEWATER ADMINISTRATION 54219
---------------------------------------	----	---

Category	2015 Adopted Budget	% Incr(Decr) 2014 Budget	2014 Revised Budget	Actual Through 6/30/2014	2014 Estimated	2013 Actual
Personnel Services	\$ 350,751	3.28%	\$ 339,612	\$ 168,732	\$ 337,567	\$ 382,485
Contractual Services	63,570	4.42%	60,880	21,484	52,257	60,538
Supplies and Expense	218,200	-0.68%	219,700	103,377	217,032	217,962
Fixed Charges	32,102	2.63%	31,279	136,041	31,279	32,408
Debt Service	-	N/A	-	-	-	-
Grants, Contributions & Other	-	N/A	-	-	-	-
Total Operating Expenditures	664,623	2.02%	651,471	429,634	638,135	693,393
Capital Outlay	-	N/A	-	-	-	-
Other Financing Uses	-	N/A	-	-	-	-
Total Expenditures	\$ 664,623	2.02%	\$ 651,471	\$ 429,634	\$ 638,135	\$ 693,393
Taxes	-	N/A	-	-	-	-
Intergovernmental	-	N/A	-	-	-	-
Licenses and Permits	-	N/A	-	-	-	-
Fines, Forfeits and Penalties	-	N/A	-	-	-	-
Public Charges for Services	-	N/A	-	-	-	-
Intergovernmental Charges	-	N/A	-	-	-	-
Miscellaneous	500	-66.67%	1,500	25	199	1,227
Other Financing Sources	-	N/A	-	-	-	746,195
Total Revenues	\$ 500	-66.67%	\$ 1,500	\$ 25	\$ 199	\$ 747,422
Beginning Carryover	(412,003)	N/A	-	(412,003)	(412,003)	(412,003)
Ending Carryover	(412,003)	N/A	-	(412,003)	(412,003)	(412,003)
Tax Levy	\$ 664,123	2.18%	\$ 649,971	\$ 429,610	\$ 637,936	\$ (54,030)

601-1210-64219-000-000 Number of Positions (FTE's)	2015 Adopted	Incr/Decr 2012 Budget	2014 Budget	2013 Budget	2012 Budget	2011 Budget
Regular	5.00	-	5.00	5.80	5.80	6.00
Part-Time/Temporary	-	-	-	-	-	-
Request for Program Improvement	-	-	-	-	-	-
Total	5.00	-	5.00	5.80	5.80	6.00

**WOOD COUNTY BUDGET
SUMMARY SHEET
2015**

DEPT A/C NAME FUNCTION	13					
		EDGEWATER DONATIONS 54219				
Category	2015 Adopted Budget	% Incr(Decr) 2014 Budget	2014 Revised Budget	Actual Through 6/30/2014	2014 Estimated	2013 Actual
Personnel Services	\$ -	N/A	\$ -	\$ -	\$ -	\$ -
Contractual Services	-	N/A	-	-	-	-
Supplies and Expense	-	N/A	-	-	-	-
Fixed Charges	-	N/A	-	-	-	-
Debt Service	-	N/A	-	-	-	-
Grants, Contributions & Other	-	N/A	-	-	-	-
Total Operating Expenditures	-	N/A	-	-	-	-
Capital Outlay	-	N/A	-	-	-	-
Other Financing Uses	-	N/A	-	-	-	-
Total Expenditures	\$ -	N/A	\$ -	\$ -	\$ -	\$ -
Taxes	-	N/A	-	-	-	-
Intergovernmental	-	N/A	-	-	-	-
Licenses and Permits	-	N/A	-	-	-	-
Fines, Forfeits and Penalties	-	N/A	-	-	-	-
Public Charges for Services	-	N/A	-	-	-	-
Intergovernmental Charges	-	N/A	-	-	-	-
Miscellaneous	-	N/A	-	(100)	-	875
Other Financing Sources	-	N/A	-	-	-	-
Total Revenues	\$ -	N/A	\$ -	\$ (100)	\$ -	\$ 875
Beginning Carryover	-	N/A	-	-	-	-
Ending Carryover	-	N/A	-	(100)	-	-
Tax Levy	\$ -	N/A	\$ -	\$ -	\$ -	\$ (875)

601-1210-64219-000-000	2015 Adopted	Incr/Decr 2012 Budget	2014 Budget	2013 Budget	2012 Budget	2011 Budget
Number of Positions (FTE's)						
Regular	-	-	-	-	-	-
Part-Time/Temporary	-	-	-	-	-	-
Request for Program Improvement	-	-	-	-	-	-
Total	-	-	-	-	-	-

Norwood Health Center

Statement of Purpose

Norwood Health Center provides individualized inpatient treatment and residential services for people in crisis, the mentally ill and developmentally disabled adults, focused toward maximizing a person's potential and improving each person's quality of life. Norwood Health Center is a part of Wood County Human Services.

About Norwood

Norwood Health Center provides residents of Wood and surrounding counties with quality treatment services which include a residential development disabilities program, acute psychiatric care and a skilled long-term care unit for the chronically mentally ill. Norwood Health Center is owned by Wood County and operated by the Wood County Human Services Board. No Wood County resident is denied services because of inability to pay.

Norwood is located in the mainstream of the City of Marshfield's growth, thus enhancing the client's reality orientation and preparation for potential return to the community. Norwood utilizes the services of the Marshfield Clinic and St. Joseph's Hospital. A close affiliation exists which affords Norwood clients access to superior general, specialized medical and diagnostic services.

Norwood Health Center is licensed by the State of Wisconsin as a specialty hospital, a nursing home, an intermediate care facility for the mentally retarded and a sub-acute traumatic brain injury rehabilitation program.

Volunteers

Norwood Health Center is fortunate to have a dedicated group of volunteers who give of their time to help personalize our services. These individuals help out with client activities, both individual and group, and they also operate our Canteen. Men and women are invited to join in sharing their interests and abilities on whatever basis is convenient for them.

Client Services

Client Services provides many of the "non nursing" clinical and treatment services for clients at Norwood, including:

- Social work on each of the four licensed units (Stepping Stones, Crossroads, Pathways and Admissions)
- Activity professional services on the Crossroads Unit and Pathways.
- Occupational Therapy/Activity services on the Admissions unit
- Coordination of the Volunteer Committee for the facility, which takes the lead in organizing and carrying out facility-wide functions such as Family Day in the summer, Spring Formal dinner/dance in the spring, and the Christmas Tea.
- Client Rights Specialist services, which provides investigations of grievances/complaints by, or on behalf of, clients
- Substance Abuse assessments, consultation, and groups on the Admissions Unit
- Coordination of admissions and discharges.
- Coordination with the Court system and Human Services agencies including Wood County Unified Services in matters relating to Commitment under the Mental Health Act.
- Occupational Therapy/Physical Therapy/Speech Therapy /Activity Services on the Pathways Unit.

Nursing

We offer 24-hour skilled psychiatric/mental health nursing. Our nurses are committed to the holistic approach to patient care, viewing the individual with a multiplicity of interrelated and independent needs (physical, spiritual, psychological, and economic). Our nurses assist the patient in addressing both psychiatric and physical self-care needs. Nursing services at Norwood Health Center include:

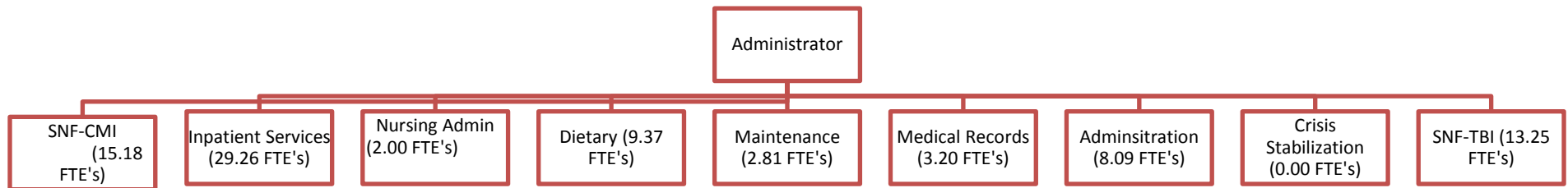
- Medical and psychiatric assessments
- Medication evaluation
- Skilled medical nursing care
- Individual and group therapy
- Discharge planning
- Skilled psychiatric technicians

Dietary Services

The Dietary Department provides the meals and snacks for the residents and patients. The menus are based upon nutritional adequacy incorporating variety, seasonality and the Food Guide Pyramid. A resident centered approach for long-term residents is encouraged for managing their diet. The Treatment Team works collaboratively with the resident and physician to provide comprehensive training to assist residents with successful diet management. The menus include traditional home-style entrees, salads and desserts, as well as ethnic entrees. Alternate choices are available upon request. Outdoor picnics and special events are planned regularly throughout the year. A “canteen” area is open during the afternoon to purchase snacks and drinks. Family style dining is enjoyed in the central dining area; on the unit or in the courtyard. Family members can purchase meals from the cafeteria to enjoy meals together.

Health Information Department

The mission of the Health Information Department is to provide an efficient, confidential record system to serve the clients and staff of Norwood Health Center. The services provided by the department include maintenance of the clinical record; transcription services to all psychiatrists, psychologists and physicians who see residents/patients at Norwood Health Center; release of information requests to other clinics, case managers, lawyers and patients; and maintaining and designing all forms used in the clinical record. The hours of service are weekdays from 8:00 to 4:30 and transcription services are also provided during weekend hours



Number of Positions (FTE)	2014	2013	2012	2011	2010	2009	2008	2007	2006	2005	2004	2003
Total	83.14	88.87	92.05	92.24	96.99	97.00	113.97	127.52	133.88	135.51	130.90	125.25

WOOD COUNTY NORWOOD HEALTH CENTER 2015 BUDGET SUMMARY												
Category	SNF-CMI 54324	Inpatient Service 54326	Nursing Administration 54330	Dietary 54350	Plant Oper & Maintenance 54351	Medical Records 54363	Administration 54365	Crisis Stabilization 54317	SNF-TBI 54325	2015 Total	Incr(Decr) 2014 Budget	2014 Total
Personal Services	\$ 883,906	\$ 1,972,035	\$ 161,494	\$ 480,970	\$ 175,682	\$ 186,556	\$ 538,822	\$ -	\$ 755,705	\$ 5,155,170	0.61%	\$ 5,123,699
Contractual Services	1,250	849,450	700	2,440	471,116	2,225	58,386	408,000	291,800	2,085,367	3.12%	2,022,320
Supplies and Expense	41,140	174,850	51,912	285,200	37,031	1,800	24,650	-	61,420	678,003	3.44%	655,444
Fixed Charges	-	-	-	-	-	-	519,869	-	-	519,869	15.35%	450,697
Debt Service	-	-	-	-	-	-	1,377	-	-	1,377	-51.26%	2,825
Grants, Contributions & Other	-	-	-	-	-	-	-	-	-	-	N/A	-
Total Operating Expenditures	926,296	2,996,335	214,106	768,610	683,829	190,581	1,143,104	408,000	1,108,925	8,439,786	2.24%	8,254,985
Capital Outlay	-	-	-	-	332,450	-	-	-	-	332,450	0.29%	331,500
Other Financing Uses	-	-	-	-	-	-	-	-	-	-	N/A	-
Total Expenditures	\$ 926,296	\$ 2,996,335	\$ 214,106	\$ 768,610	\$ 1,016,279	\$ 190,581	\$ 1,143,104	\$ 408,000	\$ 1,108,925	\$ 8,772,236	2.16%	\$ 8,586,485
Taxes	-	-	-	-	-	-	-	-	-	-	N/A	-
Intergovernmental	-	-	-	-	-	-	-	-	-	-	N/A	-
Licenses and Permits	-	-	-	-	-	-	-	-	-	-	N/A	-
Fines, Forfeits and Penalties	-	-	-	-	-	-	-	-	-	-	N/A	-
Public Charges for Services	991,420	3,553,418	-	-	-	-	-	576,826	1,502,290	6,623,954	2.38%	6,469,873
Intergovernmental Charges	-	-	-	258,570	-	-	-	-	-	258,570	2.00%	253,500
Miscellaneous	-	-	-	19,850	17,414	-	39,900	-	-	77,164	49.69%	51,550
Other Financing Sources	-	-	-	-	-	-	-	-	-	-	N/A	-
Total Revenues	\$ 991,420	\$ 3,553,418	\$ -	\$ 278,420	\$ 17,414	\$ -	\$ 39,900	\$ 576,826	\$ 1,502,290	\$ 6,959,688	2.73%	\$ 6,774,923
Beginning Carryover	-	-	-	-	-	-	-	-	-	-	N/A	-
Ending Carryover	-	-	-	-	-	-	-	-	-	-	N/A	-
Tax Levy	\$ (65,124)	\$ (557,083)	\$ 214,106	\$ 490,190	\$ 998,865	\$ 190,581	\$ 1,103,204	\$ (168,826)	\$ (393,365)	\$ 1,812,548	0.05%	\$ 1,811,562
Wages & Fringes Contingency	-	-	-	-	-	-	-	-	-	-	N/A	-
Total Tax Levy	\$ (65,124)	\$ (557,083)	\$ 214,106	\$ 490,190	\$ 998,865	\$ 190,581	\$ 1,103,204	\$ (168,826)	\$ (393,365)	\$ 1,812,548	5.00%	\$ 1,811,562
Number of Positions (FTE's)	15.18	29.26	2.00	9.37	2.81	3.20	8.09	-	13.25	83.14	0.00	83.14

**WOOD COUNTY BUDGET
SUMMARY SHEET
2015**

DEPT A/C NAME FUNCTION	2	NORWOOD HEALTH CENTER GRAND TOTAL ALL				
Category	2015 Adopted Budget	% Incr (Decr) 2014 Budget	2014 Revised Budget	Actual Through 6/30/2014	2014 Estimated	2013 Actual
Personal Services	\$ 5,155,170	0.61%	\$ 5,123,699	\$ 2,379,474	\$ 5,081,767	\$ 5,032,034
Contractual Services	2,085,367	3.12%	2,022,320	619,697	1,458,131	1,371,241
Supplies and Expense	678,003	3.44%	655,444	306,026	602,180	589,568
Fixed Charges	519,869	15.35%	450,697	245,698	450,698	614,309
Debt Service	1,377	-51.26%	2,825	2,825	2,825	4,211
Grants, Contributions & Other	-	N/A	-	-	-	-
Total Operating Expenditures	8,439,786	2.24%	8,254,985	3,553,720	7,595,601	7,611,362
Capital Outlay	332,450	0.29%	331,500	46,563	321,937	246,022
Other Financing Uses	-	N/A	-	-	-	-
Total Expenditures	\$ 8,772,236	2.16%	\$ 8,586,485	\$ 3,600,283	\$ 7,917,538	\$ 7,857,384
Taxes	-	N/A	-	-	-	-
Intergovernmental	-	N/A	-	-	-	-
Licenses and Permits	-	N/A	-	-	-	-
Fines, Forfeits and Penalties	-	N/A	-	-	-	-
Public Charges for Services	6,623,954	2.38%	6,469,873	1,667,024	5,667,930	5,364,505
Intergovernmental Charges	258,570	2.00%	253,500	101,853	260,753	260,356
Miscellaneous	77,164	49.69%	51,550	38,940	108,421	115,728
Other Financing Sources	-	N/A	-	-	-	33,500
Total Revenues	\$ 6,959,688	2.73%	\$ 6,774,923	\$ 1,807,817	\$ 6,037,104	\$ 5,774,089
Beginning Carryover	-	N/A	-	-	-	-
Ending Carryover	-	N/A	-	-	-	-
Tax Levy	\$ 1,812,548	0.05%	\$ 1,811,562	\$ 1,792,466	\$ 1,880,434	\$ 2,083,295

	2015 Adopted	Incr/Decr 2014 Budget	2014 Budget	2013 Budget	2012 Budget	2011 Budget
Number of Positions (FTE's)						
Regular	79.99	14.85	79.99	85.69	89.80	86.22
Part-Time/Temporary	3.16	0.02	3.14	3.17	2.25	1.02
Request for Program Improvement	-	-	-	-	-	-
Total	83.14	14.87	83.13	88.86	92.05	87.24

SUMMARY SHEET 2015						
DEPT A/C NAME FUNCTION	8	NORWOOD HEALTH CENTER CRISIS STABILIZATION 54317				
Category	2015 Adopted Budget	% Incr (Decr) 2014 Budget	2014 Revised Budget	Actual Through 6/30/2014	2014 Estimated	2013 Actual
Personal Services	\$ -	N/A	\$ -	\$ 71	\$ -	\$ -
Contractual Services	408,000	36.00%	300,000	-	102,000	-
Supplies and Expense	-	-100.00%	28,120	-	-	-
Fixed Charges	-	N/A	-	-	-	-
Debt Service	-	N/A	-	-	-	-
Grants, Contributions & Other	-	N/A	-	-	-	-
Total Operating Expenditures	408,000	24.34%	328,120	71	102,000	-
Capital Outlay	-	N/A	-	-	-	34,360
Other Financing Uses	-	N/A	-	-	-	-
Total Expenditures	\$ 408,000	24.34%	\$ 328,120	\$ 71	\$ 102,000	\$ 34,360
Taxes	-	N/A	-	-	-	-
Intergovernmental	-	N/A	-	-	-	-
Licenses and Permits	-	N/A	-	-	-	-
Fines, Forfeits and Penalties	-	N/A	-	-	-	-
Public Charges for Services	576,826	12.89%	510,960	-	114,503	-
Intergovernmental Charges	-	N/A	-	-	-	-
Miscellaneous	-	N/A	-	-	-	-
Other Financing Sources	-	N/A	-	-	-	-
Total Revenues	\$ 576,826	12.89%	\$ 510,960	\$ -	\$ 114,503	\$ -
Beginning Carryover	-	N/A	-	-	-	-
Ending Carryover	-	N/A	-	-	-	-
Tax Levy	\$ (168,826)	7.66%	\$ (182,840)	\$ 71	\$ (12,503)	\$ 34,360

603-2017-64317-000-000	2015 Adopted	Incr/Decr 2014 Budget	2014 Budget	2013 Budget	2012 Budget	2011 Budget
Number of Positions (FTE's)	-	-	-	5.71	-	-
Regular	-	-	-	-	-	-
Part-Time/Temporary	-	-	-	-	-	-
Request for Program Improvement	-	-	-	-	-	-
Total	-	-	-	5.71	-	-

WOOD COUNTY BUDGET SUMMARY SHEET 2015						
DEPT A/C NAME FUNCTION	3	NORWOOD HEALTH CENTER NON PROGRAM 0				
Category	2015 Adopted Budget	% Incr (Decr) 2014 Budget	2014 Revised Budget	Actual Through 6/30/2014	2014 Estimated	2013 Actual
Personal Services	\$ -	N/A	\$ -	\$ -	\$ -	\$ -
Contractual Services	-	N/A	-	-	-	-
Supplies and Expense	-	N/A	-	-	-	-
Fixed Charges	-	N/A	-	-	-	-
Debt Service	-	N/A	-	-	-	-
Grants, Contributions & Other	-	N/A	-	-	-	-
Total Operating Expenditures	-	N/A	-	-	-	-
Capital Outlay	-	N/A	-	-	-	-
Other Financing Uses	-	N/A	-	-	-	-
Total Expenditures	\$ -	N/A	\$ -	\$ -	\$ -	\$ -
Taxes	-	N/A	-	-	-	-
Intergovernmental	-	N/A	-	-	-	-
Licenses and Permits	-	N/A	-	-	-	-
Fines, Forfeits and Penalties	-	N/A	-	-	-	-
Public Charges for Services	-	N/A	-	-	-	(120,816)
Intergovernmental Charges	-	N/A	-	-	-	-
Miscellaneous	-	N/A	-	-	-	-
Other Financing Sources	-	N/A	-	-	-	-
Total Revenues	\$ -	N/A	\$ -	\$ -	\$ -	\$ (120,816)
Beginning Carryover	-	N/A	-	-	-	-
Ending Carryover	-	N/A	-	-	-	-
Tax Levy	\$ -	#DIV/0!	\$ -	\$ -	\$ -	\$ 120,816

603-2002-64322-000-000	2015 Adopted	Incr/Decr 2014 Budget	2014 Budget	2013 Budget	2012 Budget	2011 Budget
Number of Positions (FTE's)						
Regular	-	-	-	-	13.65	14.10
Part-Time/Temporary	-	-	-	-	-	-
Request for Program Improvement	-	-	-	-	-	-
Total	-	-	-	-	13.65	14.10

WOOD COUNTY BUDGET SUMMARY SHEET 2015						
DEPT A/C NAME FUNCTION	4 NORWOOD HEALTH CENTER SNF-CMI 54324					
Category	2015 Adopted Budget	% Incr (Decr) 2014 Budget	2014 Revised Budget	Actual Through 6/30/2014	2014 Estimated	2013 Actual
Personal Services	\$ 883,906	-1.76%	\$ 899,776	\$ 415,688	\$ 900,804	\$ 882,224
Contractual Services	1,250	150.00%	500	512	1,226	1,287
Supplies and Expense	41,140	-4.30%	42,990	20,668	40,355	42,390
Fixed Charges	-	N/A	-	-	-	-
Debt Service	-	N/A	-	-	-	-
Grants, Contributions & Other	-	N/A	-	-	-	-
Total Operating Expenditures	926,296	-1.80%	943,266	436,868	942,385	925,901
Capital Outlay	-	N/A	-	-	-	-
Other Financing Uses	-	N/A	-	-	-	-
Total Expenditures	\$ 926,296	-1.80%	\$ 943,266	\$ 436,868	\$ 942,385	\$ 925,901
Taxes	-	N/A	-	-	-	-
Intergovernmental	-	N/A	-	-	-	-
Licenses and Permits	-	N/A	-	-	-	-
Fines, Forfeits and Penalties	-	N/A	-	-	-	-
Public Charges for Services	991,420	-4.79%	1,041,251	316,715	1,000,108	980,645
Intergovernmental Charges	-	N/A	-	-	-	-
Miscellaneous	-	N/A	-	-	-	-
Other Financing Sources	-	N/A	-	-	-	-
Total Revenues	\$ 991,420	-4.79%	\$ 1,041,251	\$ 316,715	\$ 1,000,108	\$ 980,645
Beginning Carryover	-	N/A	-	-	-	-
Ending Carryover	-	N/A	-	-	-	-
Tax Levy	\$ (65,124)	33.54%	\$ (97,985)	\$ 120,153	\$ (57,723)	\$ (54,744)

603-2003-64324-000-000	2015 Adopted	Incr/Decr 2014 Budget	2014 Budget	2013 Budget	2012 Budget	2011 Budget
Number of Positions (FTE's)						
Regular	14.85	14.85	14.85	14.85	12.52	13.84
Part-Time/Temporary	0.33	0.04	0.29	0.29	0.29	-
Request for Program Improvement	-	-	-	-	-	-
Total	15.18	0.04	15.14	15.14	12.81	13.84

WOOD COUNTY BUDGET SUMMARY SHEET 2015						
DEPT A/C NAME FUNCTION	5	NORWOOD HEALTH CENTER INPATIENT SVC 54326				
Category	2015 Adopted Budget	% Incr (Decr) 2014 Budget	2014 Revised Budget	Actual Through 6/30/2014	2014 Estimated	2013 Actual
Personal Services	\$ 1,972,035	1.45%	\$ 1,943,811	\$ 862,512	\$ 1,917,194	\$ 1,939,809
Contractual Services	849,450	16.23%	730,815	240,315	575,450	563,100
Supplies and Expense	174,850	28.14%	136,450	90,458	170,157	155,653
Fixed Charges	-	N/A	-	-	-	-
Debt Service	-	N/A	-	-	-	-
Grants, Contributions & Other	-	N/A	-	-	-	-
Total Operating Expenditures	2,996,335	6.59%	2,811,076	1,193,285	2,662,801	2,658,562
Capital Outlay	-	N/A	-	-	-	-
Other Financing Uses	-	N/A	-	-	-	-
Total Expenditures	\$ 2,996,335	6.59%	\$ 2,811,076	\$ 1,193,285	\$ 2,662,801	\$ 2,658,562
Taxes	-	N/A	-	-	-	-
Intergovernmental	-	N/A	-	-	-	-
Licenses and Permits	-	N/A	-	-	-	-
Fines, Forfeits and Penalties	-	N/A	-	-	-	-
Public Charges for Services	3,553,418	1.91%	3,486,909	857,331	3,182,624	3,247,619
Intergovernmental Charges	-	N/A	-	-	-	-
Miscellaneous	-	N/A	-	-	-	-
Other Financing Sources	-	N/A	-	-	-	-
Total Revenues	\$ 3,553,418	1.91%	\$ 3,486,909	\$ 857,331	\$ 3,182,624	\$ 3,247,619
Beginning Carryover	-	N/A	-	-	-	-
Ending Carryover	-	N/A	-	-	-	-
Tax Levy	\$ (557,083)	17.57%	\$ (675,833)	\$ 335,954	\$ (519,823)	\$ (589,057)

603-2005-64326-000-000	2015 Adopted	Incr/Decr 2014 Budget	2014 Budget	2013 Budget	2012 Budget	2011 Budget
Number of Positions (FTE's)						
Regular	28.64	-	28.64	28.63	29.48	25.75
Part-Time/Temporary	0.62	(0.12)	0.74	0.74	0.74	-
Request for Program Improvement	-	-	-	-	-	-
Total	29.26	(0.12)	29.38	29.37	30.22	25.75

WOOD COUNTY BUDGET SUMMARY SHEET 2015						
DEPT A/C NAME FUNCTION	2	NORWOOD HEALTH CENTER NURSING ADMIN 54330				
Category	2015 Adopted Budget	% Incr (Decr) 2014 Budget	2014 Revised Budget	Actual Through 6/30/2014	2014 Estimated	2013 Actual
Personal Services	\$ 161,494	3.47%	\$ 156,080	\$ 79,383	\$ 160,403	\$ 157,763
Contractual Services	700	0.00%	700	347	700	982
Supplies and Expense	51,912	11.16%	46,700	21,869	44,542	51,237
Fixed Charges	-	N/A	-	-	-	-
Debt Service	-	N/A	-	-	-	-
Grants, Contributions & Other	-	N/A	-	-	-	-
Total Operating Expenditures	214,106	5.22%	203,480	101,599	205,645	209,982
Capital Outlay	-	-100.00%	25,000	17,937	22,937	-
Other Financing Uses	-	N/A	-	-	-	-
Total Expenditures	\$ 214,106	-6.29%	\$ 228,480	\$ 119,536	\$ 228,582	\$ 209,982
Taxes	-	N/A	-	-	-	-
Intergovernmental	-	N/A	-	-	-	-
Licenses and Permits	-	N/A	-	-	-	-
Fines, Forfeits and Penalties	-	N/A	-	-	-	-
Public Charges for Services	-	N/A	-	-	-	-
Intergovernmental Charges	-	N/A	-	-	-	-
Miscellaneous	-	N/A	-	-	-	-
Other Financing Sources	-	N/A	-	-	-	-
Total Revenues	\$ -	N/A	\$ -	\$ -	\$ -	\$ -
Beginning Carryover	-	N/A	-	-	-	-
Ending Carryover	-	N/A	-	-	-	-
Tax Levy	\$ 214,106	-6.29%	\$ 228,480	\$ 119,536	\$ 228,582	\$ 209,982

603-2006-64310-000-000	2015 Adopted	Incr/Decr 2014 Budget	2014 Budget	2013 Budget	2012 Budget	2011 Budget
Number of Positions (FTE's)						
Regular	2.00	-	2.00	2.00	2.00	2.10
Part-Time/Temporary	-	-	-	-	-	-
Request for Program Improvement	-	-	-	-	-	-
Total	2.00	-	2.00	2.00	2.00	2.10

WOOD COUNTY BUDGET SUMMARY SHEET 2015						
DEPT A/C NAME FUNCTION	9	NORWOOD HEALTH CENTER DIETARY 54350				
Category	2015 Adopted Budget	% Incr (Decr) 2014 Budget	2014 Revised Budget	Actual Through 6/30/2014	2014 Estimated	2013 Actual
Personal Services	\$ 480,970	0.29%	\$ 479,572	\$ 241,649	\$ 498,290	\$ 502,325
Contractual Services	2,440	-38.07%	3,940	757	1,940	2,775
Supplies and Expense	285,200	1.56%	280,814	106,037	228,261	251,991
Fixed Charges	-	N/A	-	-	-	-
Debt Service	-	N/A	-	-	-	-
Grants, Contributions & Other	-	N/A	-	-	-	-
Total Operating Expenditures	768,610	0.56%	764,326	348,443	728,491	757,091
Capital Outlay	-	N/A	-	-	-	-
Other Financing Uses	-	N/A	-	-	-	-
Total Expenditures	\$ 768,610	0.56%	\$ 764,326	\$ 348,443	\$ 728,491	\$ 757,091
Taxes	-	N/A	-	-	-	-
Intergovernmental	-	N/A	-	-	-	-
Licenses and Permits	-	N/A	-	-	-	-
Fines, Forfeits and Penalties	-	N/A	-	-	-	-
Public Charges for Services	-	N/A	-	-	-	-
Intergovernmental Charges	258,570	2.00%	253,500	101,853	260,753	260,356
Miscellaneous	19,850	3.12%	19,250	6,097	19,250	20,003
Other Financing Sources	-	N/A	-	-	-	-
Total Revenues	\$ 278,420	2.08%	\$ 272,750	\$ 107,950	\$ 280,003	\$ 280,359
Beginning Carryover	-	N/A	-	-	-	-
Ending Carryover	-	N/A	-	-	-	-
Tax Levy	\$ 490,190	-0.28%	\$ 491,576	\$ 240,493	\$ 448,488	\$ 476,732

603-2007-64350-000-000	2015 Adopted	Incr/Decr 2014 Budget	2014 Budget	2013 Budget	2012 Budget	2011 Budget
Number of Positions (FTE's)						
Regular	9.00	-	9.00	9.00	9.00	9.00
Part-Time/Temporary	0.37	-	0.37	0.37	0.27	0.27
Request for Program Improvement	-	-	-	-	-	-
Total	9.37	-	9.37	9.37	9.27	9.27

WOOD COUNTY BUDGET SUMMARY SHEET 2015						
DEPT A/C NAME FUNCTION	10	NORWOOD HEALTH CENTER PLANT OPERATIONS & MAINTENANCE 54351				
Category	2015 Adopted Budget	% Incr (Decr) 2014 Budget	2014 Revised Budget	Actual Through 6/30/2014	2014 Estimated	2013 Actual
Personal Services	\$ 175,682	2.27%	\$ 171,784	\$ 81,483	\$ 170,774	\$ 165,732
Contractual Services	471,116	-1.46%	478,116	213,563	480,605	424,635
Supplies and Expense	37,031	-17.16%	44,700	10,330	27,242	21,173
Fixed Charges	-	N/A	-	-	-	-
Debt Service	-	N/A	-	-	-	-
Grants, Contributions & Other	-	N/A	-	-	-	-
Total Operating Expenditures	683,829	-1.55%	694,600	305,377	678,621	611,541
Capital Outlay	332,450	8.47%	306,500	28,626	299,000	195,538
Other Financing Uses	-	N/A	-	-	-	-
Total Expenditures	\$ 1,016,279	1.52%	\$ 1,001,100	\$ 334,003	\$ 977,621	\$ 807,079
Taxes	-	N/A	-	-	-	-
Intergovernmental	-	N/A	-	-	-	-
Licenses and Permits	-	N/A	-	-	-	-
Fines, Forfeits and Penalties	-	N/A	-	-	-	-
Public Charges for Services	-	N/A	-	-	-	-
Intergovernmental Charges	-	N/A	-	-	-	-
Miscellaneous	17,414	N/A	-	-	45,617	-
Other Financing Sources	-	N/A	-	-	-	-
Total Revenues	\$ 17,414	N/A	\$ -	\$ -	\$ 45,617	\$ -
Beginning Carryover	-	N/A	-	-	-	-
Ending Carryover	-	N/A	-	-	-	-
Tax Levy	\$ 998,865	-0.22%	\$ 1,001,100	\$ 334,003	\$ 932,004	\$ 807,079

603-2008-64351-000-000	2015 Adopted	Incr/Decr 2014 Budget	2014 Budget	2013 Budget	2012 Budget	2011 Budget
Number of Positions (FTE's)						
Regular	2.50	-	2.50	2.50	2.50	2.50
Part-Time/Temporary	0.31	-	0.31	0.31	-	-
Request for Program Improvement	-	-	-	-	-	-
Total	2.81	-	2.81	2.81	2.50	2.50

WOOD COUNTY BUDGET SUMMARY SHEET 2015						
DEPT A/C NAME FUNCTION	13 NORWOOD HEALTH CENTER MEDICAL RECORDS 54363					
Category	2015 Adopted Budget	% Incr (Decr) 2014 Budget	2014 Revised Budget	Actual Through 6/30/2014	2014 Estimated	2013 Actual
Personal Services	\$ 186,556	1.72%	\$ 183,407	\$ 80,907	\$ 175,247	\$ 172,278
Contractual Services	2,225	-1.11%	2,250	1,420	2,120	737
Supplies and Expense	1,800	-47.06%	3,400	650	1,837	2,533
Fixed Charges	-	N/A	-	-	-	-
Debt Service	-	N/A	-	-	-	-
Grants, Contributions & Other	-	N/A	-	-	-	-
Total Operating Expenditures	190,581	0.81%	189,057	82,976	179,204	175,548
Capital Outlay	-	N/A	-	-	-	16,123
Other Financing Uses	-	N/A	-	-	-	-
Total Expenditures	\$ 190,581	0.81%	\$ 189,057	\$ 82,976	\$ 179,204	\$ 191,671
Taxes	-	N/A	-	-	-	-
Intergovernmental	-	N/A	-	-	-	-
Licenses and Permits	-	N/A	-	-	-	-
Fines, Forfeits and Penalties	-	N/A	-	-	-	-
Public Charges for Services	-	N/A	-	-	-	-
Intergovernmental Charges	-	N/A	-	-	-	-
Miscellaneous	-	N/A	-	-	-	-
Other Financing Sources	-	N/A	-	-	-	-
Total Revenues	\$ -	N/A	\$ -	\$ -	\$ -	\$ -
Beginning Carryover	-	N/A	-	-	-	-
Ending Carryover	-	N/A	-	-	-	-
Tax Levy	\$ 190,581	0.81%	\$ 189,057	\$ 82,976	\$ 179,204	\$ 191,671

603-2011-64363-000-000	2015 Adopted	Incr/Decr 2014 Budget	2014 Budget	2013 Budget	2012 Budget	2011 Budget
Number of Positions (FTE's)						
Regular	2.80	-	2.80	2.80	2.80	2.70
Part-Time/Temporary	0.40	-	0.40	0.43	0.20	-
Request for Program Improvement	-	-	-	-	-	-
Total	3.20	-	3.20	3.23	3.00	2.70

WOOD COUNTY BUDGET SUMMARY SHEET 2015						
DEPT A/C NAME FUNCTION	14	NORWOOD HEALTH CENTER ADMINISTRATION 54365				
Category	2015 Adopted Budget	% Incr (Decr) 2014 Budget	2014 Revised Budget	Actual Through 6/30/2014	2014 Estimated	2013 Actual
Personal Services	\$ 538,822	2.87%	\$ 523,793	\$ 260,406	\$ 506,904	\$ 512,911
Contractual Services	58,386	12.55%	51,876	28,563	48,840	48,244
Supplies and Expense	24,650	74.20%	14,150	10,413	19,266	11,588
Fixed Charges	519,869	15.35%	450,697	245,698	450,698	614,309
Debt Service	1,377	-51.26%	2,825	2,825	2,825	4,211
Grants, Contributions & Other	-	N/A	-	-	-	-
Total Operating Expenditures	1,143,104	9.56%	1,043,341	547,903	1,028,533	1,191,262
Capital Outlay	-	N/A	-	-	-	-
Other Financing Uses	-	N/A	-	-	-	-
Total Expenditures	\$ 1,143,104	9.56%	\$ 1,043,341	\$ 547,903	\$ 1,028,533	\$ 1,191,262
Taxes	-	N/A	-	-	-	-
Intergovernmental	-	N/A	-	-	-	-
Licenses and Permits	-	N/A	-	-	-	-
Fines, Forfeits and Penalties	-	N/A	-	-	-	-
Public Charges for Services	-	N/A	-	-	-	-
Intergovernmental Charges	-	N/A	-	-	-	-
Miscellaneous	39,900	23.53%	32,300	32,844	43,554	95,725
Other Financing Sources	-	N/A	-	-	-	33,500
Total Revenues	\$ 39,900	23.53%	\$ 32,300	\$ 32,844	\$ 43,554	\$ 129,225
Beginning Carryover	-	N/A	-	-	-	-
Ending Carryover	-	N/A	-	-	-	-
Tax Levy	\$ 1,103,204	9.12%	\$ 1,011,041	\$ 515,060	\$ 984,979	\$ 1,062,037

603-2012-64365-000-000	2015 Adopted	Incr/Decr 2014 Budget	2014 Budget	2013 Budget	2012 Budget	2011 Budget
Number of Positions (FTE's)						
Regular	7.34	-	7.34	7.34	7.17	7.17
Part-Time/Temporary	0.75	-	0.75	0.75	0.75	0.75
Request for Program Improvement	-	-	-	-	-	-
Total	8.09	-	8.09	8.09	7.92	7.92

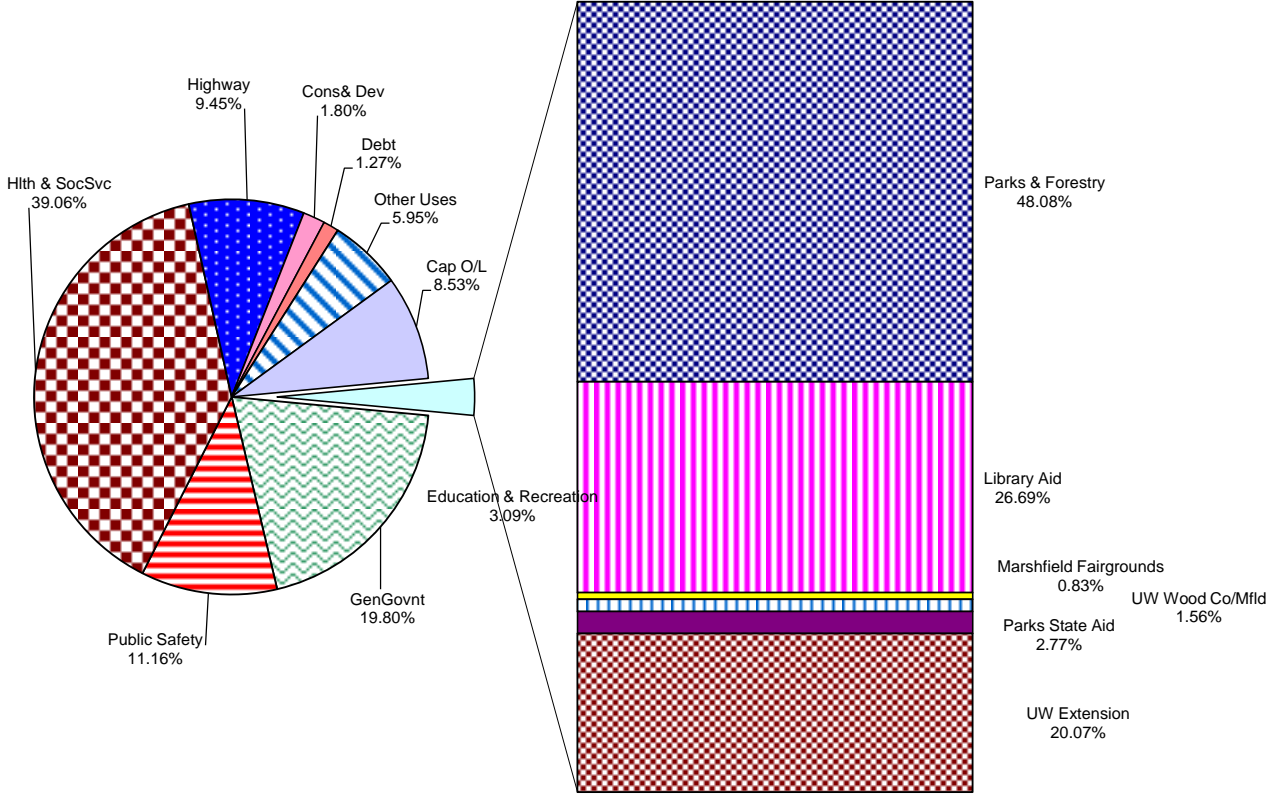
WOOD COUNTY BUDGET SUMMARY SHEET 2015						
DEPT A/C NAME FUNCTION	16 NORWOOD HEALTH CENTER SNF-TBI 54325					
Category	2015 Adopted Budget	% Incr (Decr) 2014 Budget	2014 Revised Budget	Actual Through 6/30/2014	2014 Estimated	2013 Actual
Personal Services	\$ 755,705	-1.28%	\$ 765,476	\$ 357,375	\$ 752,150	\$ 698,990
Contractual Services	291,800	-35.74%	454,123	134,222	245,250	329,483
Supplies and Expense	61,420	5.68%	58,120	45,602	70,520	53,002
Fixed Charges	-	N/A	-	-	-	-
Debt Service	-	N/A	-	-	-	-
Grants, Contributions & Other	-	N/A	-	-	-	-
Total Operating Expenditures	1,108,925	-13.21%	1,277,719	537,199	1,067,920	1,081,475
Capital Outlay		N/A	-	-	-	-
Other Financing Uses		N/A	-	-	-	-
Total Expenditures	\$ 1,108,925	-13.21%	\$ 1,277,719	\$ 537,199	\$ 1,067,920	\$ 1,081,475
Taxes	-	N/A	-	-	-	-
Intergovernmental	-	N/A	-	-	-	-
Licenses and Permits	-	N/A	-	-	-	-
Fines, Forfeits and Penalties	-	N/A	-	-	-	-
Public Charges for Services	1,502,290	5.00%	1,430,753	492,979	1,370,695	1,257,056
Intergovernmental Charges	-	N/A	-	-	-	-
Miscellaneous	-	N/A	-	-	-	-
Other Financing Sources	-	N/A	-	-	-	-
Total Revenues	\$ 1,502,290	5.00%	\$ 1,430,753	\$ 492,979	\$ 1,370,695	\$ 1,257,056
Beginning Carryover		N/A				
Ending Carryover		N/A				
Tax Levy	\$ (393,365)	-157.04%	\$ (153,034)	\$ 44,220	\$ (302,775)	\$ (175,581)

603-2013-64325-000-000 Number of Positions (FTE's)	2015 Adopted	Incr/Decr 2014 Budget	2014 Budget	2013 Budget	2012 Budget	2011 Budget
Regular	12.86	-	12.86	12.86	10.68	9.06
Part-Time/Temporary	0.38	0.10	0.28	0.28	-	-
Request for Program Improvement	-	-	-	-	-	-
Total	13.25	0.10	13.15	13.15	10.68	9.06

CULTURE, RECREATION AND EDUCATION

COUNTY OF WOOD

2015 Expense Budget by Activity



**Detail by Percentage of
Education and Recreation Expenses**

Parks and Forestry

Statement of Purpose

The mission statement of the Park and Forestry Department is “To develop, maintain and operate facilities, resources and programs that meet the outdoor recreation, environmental and economic needs of the public; and provide clean, safe, quality family enjoyment at a reasonable cost”.

General Budget

The Wood county Park and Forestry Department budgets for the maintenance, development and operation of five major parks (three with campgrounds and dam/lake operations) Nepco lake County Park and Powers Bluff County Park / Winter Sports Area. Other recreational areas include; a 400 acre ATV Area, Rifle range Area, Richfield 360 Area, 5 acre Marshfield Pond Area and the 200 acre Lake Wazeecha Disposal Site. In addition to these Parks and recreational areas the wood County Park and Forestry Department manages 38,000 acres of “County Forest” lands and additional 15,000 acres of County owned land contracted for management under the DNR Wood County Wildlife Area.

Programs and Services

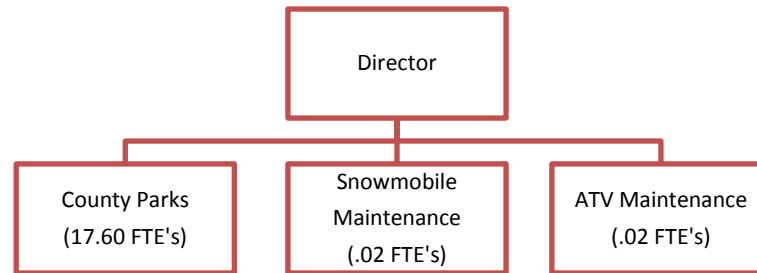
- ATV – The Wood County Parks and Forestry Department participates under the DNR ATV program. Cost shared money for maintenance and development of this facility is applied for from ATV license and registration fees.
- Snowmobile – The Wood County Parks and Forestry Department participates under the DNR Snowmobile program. Cost shared money for maintenance and development of snowmobile trails are applied for from the snowmobile license and registration fees.
- Parks
 - Camping
 - Beaches
 - Playground Areas
 - Picnic Areas
 - Shelter Houses
 - Boat Landing
 - Trails
 - Winter Sports
 - Public Shooting Range

Forestry

The mission of the Wood County Forest is to provide current and future generations with outdoor recreational opportunities and raw materials for wood using industries on a sustainable basis.

Management of the forest should balance local needs with broader concerns through integration of forestry, wildlife, fisheries, endangered resources, water, and air quality, soil, and recreational recommendations and practices. Multiple-use management will provide this variety of products and recreational amenities for the future through the use of sound forestry management practices. The forest will also be managed for such environmental needs as watershed protection, the protection of rare plant and animal communities, and biological diversity.

The Wood County Forest should be protected from natural catastrophes such as: fire, insect and disease outbreaks, and from possible detrimental effects of human encroachment, over-utilization, environmental degradation, and excessive development.



Number of Positions (FTE)	2014	2013	2012	2011	2010	2009	2008	2007	2006	2005	2004	2003
Total	17.64	17.58	18.52	18.61	18.65	18.62	18.94	18.60	19.58	18.66	18.41	18.70

WOOD COUNTY DEPARTMENT OF PARK & FORESTRY BUDGET SUMMARY										
Category	County Parks & Forests 55210	Maintenance Snowmobile Trl 55441	ATV Trail Maintenance 55442	State Wildlife Habitat Fund 56911	County Forests State Aid 56912	State Forestry Road Account 56111	Park & Forestry Capital Projects 56913	2015 Total	Incr(Decr) 2014 Budget	2014 Total
Personal Services	\$ 996,467	\$ 1,396	\$ 1,396	\$ -	\$ -	\$ -	\$ -	\$ 999,259	-4.55%	\$ 1,046,908
Contractual Services	275,315	-	-	3,000	-	4,000	-	282,315	17.70%	239,855
Supplies and Expense	117,533	65,029	10,604	-	-	-	4,330	197,496	-4.80%	207,464
Fixed Charges	57,682	-	715	-	-	-	-	58,397	6.24%	54,965
Debt Service	-	-	-	-	-	-	-	-	N/A	-
Grants, Contributions & Other	3,262	-	-	-	-	-	-	3,262	0.00%	3,262
Total Operating Expenditures	1,450,259	66,425	12,715	3,000	-	4,000	4,330	1,540,729	-0.76%	1,552,454
Capital Outlay	170,000	298,000	-	-	-	-	280,000	748,000	14.20%	655,000
Other Financing Uses	-	-	-	-	-	-	21,844	21,844	-62.51%	58,266
Total Expenditures	\$ 1,620,259	\$ 364,425	\$ 12,715	\$ 3,000	\$ -	\$ 4,000	\$ 306,174	\$ 2,310,573	1.98%	\$ 2,265,720
Taxes	-	-	-	-	-	-	-	-	N/A	-
Intergovernmental	42,478	352,725	6,715	1,884	-	3,498	127,165	534,465	24.31%	429,947
Licenses and Permits	-	-	-	-	-	-	-	-	N/A	-
Fines, Forfeits and Penalties	750	-	-	-	-	-	-	750	-25.00%	1,000
Public Charges for Services	740,000	-	-	-	-	-	-	740,000	6.47%	695,000
Intergovernmental Charges	-	-	-	-	-	-	-	-	N/A	-
Miscellaneous	8,156	-	6,000	-	-	-	2,165	16,321	0.00%	16,321
Other Financing Sources	21,844	-	-	-	-	-	-	21,844	-62.51%	58,266
Total Revenues	\$ 813,228	\$ 352,725	\$ 12,715	\$ 1,884	\$ -	\$ 3,498	\$ 129,330	\$ 1,313,380	9.40%	\$ 1,200,534
Beginning Carryover	-	(17,667)	870	1,848	279,207	1,230	381,516	647,003	5.74%	611,893
Ending Carryover	-	(19,367)	870	732	279,207	728	204,672	466,841	46.62%	318,406
Tax Levy	\$ 807,031	\$ 10,000	\$ -	\$ -	\$ -	\$ -	\$ -	\$ 817,031	5.87%	\$ 771,698
Wage & Fringe Contingency	-	-	-	-	-	-	-	-	0.00%	-
Net Tax Levy	\$ 807,031	\$ 10,000	\$ -	\$ -	\$ -	\$ -	\$ -	\$ 817,031	5.87%	\$ 771,698
Number of Positions (FTE's)	16.70	0.02	0.02	-	-	-	-	16.73	(0.91)	17.64

**WOOD COUNTY BUDGET
SUMMARY SHEET
2015**

DEPT A/C NAME FUNCTION	2	PARKS & FORESTRY SUMMARY TOTAL				
Category	2015 Adopted Budget	% Incr (Decr) 2014 Budget	2014 Revised Budget	Actual Through 6/30/2014	2014 Estimated	2013 Actual
Personal Services	\$ 999,259	-4.55%	\$ 1,046,908	\$ 444,205	\$ 929,997	\$ 966,681
Contractual Services	282,315	17.70%	239,855	104,451	285,833	337,242
Supplies and Expense	197,496	-4.80%	207,464	104,445	234,925	255,270
Fixed Charges	58,397	6.24%	54,965	43,875	51,550	59,873
Debt Service	-	N/A	-	-	-	-
Grants, Contributions & Other	3,262	0.00%	3,262	-	3,262	3,262
Total Operating Expenditures	1,540,729	-0.76%	1,552,454	696,976	1,505,567	1,622,327
Capital Outlay	748,000	14.20%	655,000	72,517	415,000	254,447
Other Financing Uses	21,844	-62.51%	58,266	-	-	-
Total Expenditures	\$ 2,310,573	1.98%	\$ 2,265,720	\$ 769,494	\$ 1,920,567	\$ 1,876,774
Taxes	-	N/A	-	-	-	-
Intergovernmental	534,465	24.31%	429,947	68,933	420,470	142,472
Licenses and Permits	-	N/A	-	-	-	-
Fines, Forfeits and Penalties	750	-25.00%	1,000	500	750	750
Public Charges for Services	740,000	6.47%	695,000	488,523	830,000	960,719
Intergovernmental Charges	-	N/A	-	-	-	-
Miscellaneous	16,321	0.00%	16,321	70,725	90,448	181,724
Other Financing Sources	21,844	-62.51%	58,266	-	-	93,680
Total Revenues	\$ 1,313,380	9.40%	\$ 1,200,534	\$ 628,682	\$ 1,341,668	\$ 1,379,346
Beginning Carryover	647,003	5.74%	611,893	611,893	611,893	488,906
Ending Carryover	466,841	46.62%	318,406	639,558	647,003	611,893
Tax Levy	\$ 817,031	5.87%	\$ 771,698	\$ 168,477	\$ 614,008	\$ 620,415

101-2101-65210-000-000 Number of Positions (FTE's)	2015 Adopted	Incr/Decr 2014 Budget	2014 Budget	2013 Budget	2012 Budget	2011 Budget
Regular	11.97					
Part-Time/Temporary	4.26					
Request for Program Improvement	0.50					
Total	16.73	(0.91)	17.64	17.58	18.52	18.61

WOOD COUNTY BUDGET SUMMARY SHEET 2015						
DEPT A/C NAME FUNCTION	2	PARKS & FORESTRY COUNTY PARKS & FORESTS 55210				
Category	2015 Adopted Budget	% Incr (Decr) 2014 Budget	2014 Revised Budget	Actual Through 6/30/2014	2014 Estimated	2013 Actual
Personal Services	\$ 996,467	-4.57%	\$ 1,044,200	\$ 443,936	\$ 929,479	\$ 966,169
Contractual Services	275,315	17.73%	233,855	104,451	280,333	332,277
Supplies and Expense	117,533	-7.08%	126,484	67,063	122,009	116,818
Fixed Charges	57,682	6.33%	54,250	43,160	50,835	59,158
Debt Service	-	N/A	-	-	-	-
Grants, Contributions & Other	3,262	0.00%	3,262	-	3,262	3,262
Total Operating Expenditures	1,450,259	-0.81%	1,462,051	658,610	1,385,918	1,477,684
Capital Outlay	170,000	47.83%	115,000	46,894	115,000	139,273
Other Financing Uses	-	N/A	-	-	-	-
Total Expenditures	\$ 1,620,259	2.74%	\$ 1,577,051	\$ 705,504	\$ 1,500,918	\$ 1,616,957
Taxes	-	N/A	-	-	-	-
Intergovernmental	42,478	7.27%	39,599	39,272	39,272	38,495
Licenses and Permits	-	N/A	-	-	-	-
Fines, Forfeits and Penalties	750	-25.00%	1,000	500	750	750
Public Charges for Services	740,000	6.47%	695,000	488,523	830,000	951,490
Intergovernmental Charges	-	N/A	-	-	-	-
Miscellaneous	8,156	0.00%	8,156	3,401	11,556	14,475
Other Financing Sources	21,844	-61.18%	56,266	-	-	-
Total Revenues	\$ 813,228	1.65%	\$ 800,021	\$ 531,696	\$ 881,578	\$ 1,005,210
Beginning Carryover	-	-100.00%	25,000	25,000	25,000	16,332
Ending Carryover	-	N/A	-	-	-	25,000
Tax Levy	\$ 807,031	7.31%	\$ 752,030	\$ 148,809	\$ 594,339	\$ 620,415

101-2101-65210-000-000	2015 Adopted	Incr/Decr 2014 Budget	2014 Budget	2013 Budget	2012 Budget	2011 Budget
Number of Positions (FTE's)						
Regular	11.93					
Part-Time/Temporary	4.26					
Request for Program Improvement	0.50					
Total	16.70	(0.90)	17.60	17.54	18.48	18.57

**WOOD COUNTY BUDGET
SUMMARY SHEET
2015**

DEPT A/C NAME FUNCTION	3 PARKS & FORESTRY MAINT SNOWMOBILE TRAILS 55441
---------------------------------------	---

Category	2015 Adopted Budget	% Incr (Decr) 2014 Budget	2014 Revised Budget	Actual Through 6/30/2014	2014 Estimated	2013 Actual
Personal Services	\$ 1,396	3.10%	\$ 1,354	\$ 135	\$ 259	\$ 256
Contractual Services	-	N/A	-	-	-	-
Supplies and Expense	65,029	0.59%	64,650	37,219	99,186	108,820
Fixed Charges	-	N/A	-	-	-	-
Debt Service	-	N/A	-	-	-	-
Grants, Contributions & Other	-	N/A	-	-	-	-
Total Operating Expenditures	66,425	0.64%	66,004	37,354	99,445	109,076
Capital Outlay	298,000	112.86%	140,000	23,345	85,000	109,804
Other Financing Uses	-	-100.00%	2,000	-	-	-
Total Expenditures	\$ 364,425	75.20%	\$ 208,004	\$ 60,699	\$ 184,445	\$ 218,880
Taxes	-	N/A	-	-	-	-
Intergovernmental	352,725	100.01%	176,350	19,668	257,093	93,980
Licenses and Permits	-	N/A	-	-	-	-
Fines, Forfeits and Penalties	-	N/A	-	-	-	-
Public Charges for Services	-	N/A	-	-	-	-
Intergovernmental Charges	-	N/A	-	-	-	-
Miscellaneous	-	N/A	-	-	-	-
Other Financing Sources	-	N/A	-	-	-	-
Total Revenues	\$ 352,725	100.01%	\$ 176,350	\$ 19,668	\$ 257,093	\$ 93,980
Beginning Carryover	(17,667)	-83.94%	(109,983)	(109,983)	(109,983)	14,917
Ending Carryover	(19,367)	-84.12%	(121,969)	(131,345)	(17,667)	(109,983)
Tax Levy	\$ 10,000	N/A	\$ 19,668	\$ 19,668	\$ 19,668	\$ -

244-2102-65441-000-000	2015 Adopted	Incr/Decr 2014 Budget	2014 Budget	2013 Budget	2012 Budget	2011 Budget
Number of Positions (FTE's)	0.02					
Regular	0.02					
Part-Time/Temporary						
Request for Program Improvement						
Total	0.02	(0.00)	0.02	0.02	0.02	0.02

**WOOD COUNTY BUDGET
SUMMARY SHEET
2015**

DEPT A/C NAME FUNCTION	4	PARKS & FORESTRY ATV MAINTENANCE 55442
---------------------------------------	---	---

Category	2015 Adopted Budget	% Incr (Decr) 2014 Budget	2014 Revised Budget	Actual Through 6/30/2014	2014 Estimated	2013 Actual
Personal Services	\$ 1,396	3.10%	\$ 1,354	\$ 135	\$ 259	\$ 256
Contractual Services	-	N/A	-	-	-	-
Supplies and Expense	10,604	-11.63%	12,000	163	9,400	11,361
Fixed Charges	715	0.00%	715	715	715	715
Debt Service	-	N/A	-	-	-	-
Grants, Contributions & Other	-	N/A	-	-	-	-
Total Operating Expenditures	12,715	-9.62%	14,069	1,013	10,374	12,332
Capital Outlay	-	N/A	-	-	-	-
Other Financing Uses	-	N/A	-	-	-	-
Total Expenditures	\$ 12,715	-9.62%	\$ 14,069	\$ 1,013	\$ 10,374	\$ 12,332
Taxes	-	N/A	-	-	-	-
Intergovernmental	6,715	0.00%	6,715	-	6,715	6,715
Licenses and Permits	-	N/A	-	-	-	-
Fines, Forfeits and Penalties	-	N/A	-	-	-	-
Public Charges for Services	-	N/A	-	-	-	-
Intergovernmental Charges	-	N/A	-	-	-	-
Miscellaneous	6,000	0.00%	6,000	-	4,462	5,339
Other Financing Sources	-	-100.00%	2,000	-	-	-
Total Revenues	\$ 12,715	-13.59%	\$ 14,715	\$ -	\$ 11,177	\$ 12,054
Beginning Carryover	870	1194.52%	67	67	67	345
Ending Carryover	870	21.97%	713	(946)	870	67
Tax Levy	-	N/A	-	-	-	-

244-2103-65442-000-000	2015 Adopted	Incr/Decr 2014 Budget	2014 Budget	2013 Budget	2012 Budget	2011 Budget
Number of Positions (FTE's)	0.02					
Regular	0.02					
Part-Time/Temporary						
Request for Program Improvement						
Total	0.02	(0.00)	0.02	0.02	0.02	0.02

**WOOD COUNTY BUDGET
SUMMARY SHEET
2015**

DEPT	5	PARKS & FORESTRY STATE WILDLIFE HABITAT FUND 56911
A/C NAME		
FUNCTION		

Category	2015 Adopted Budget	% Incr (Decr) 2014 Budget	2014 Revised Budget	Actual Through 6/30/2014	2014 Estimated	2013 Actual
Personal Services	\$ -	N/A	\$ -	\$ -	\$ -	\$ -
Contractual Services	3,000	20.00%	2,500	-	2,000	1,965
Supplies and Expense	-	N/A	-	-	-	-
Fixed Charges	-	N/A	-	-	-	-
Debt Service	-	N/A	-	-	-	-
Grants, Contributions & Other	-	N/A	-	-	-	-
Total Operating Expenditures	3,000	20.00%	2,500	-	2,000	1,965
Capital Outlay	-	N/A	-	-	-	-
Other Financing Uses	-	N/A	-	-	-	-
Total Expenditures	\$ 3,000	20.00%	\$ 2,500	\$ -	\$ 2,000	\$ 1,965
Taxes	-	N/A	-	-	-	-
Intergovernmental	1,884	1.52%	1,856	1,785	1,785	1,856
Licenses and Permits	-	N/A	-	-	-	-
Fines, Forfeits and Penalties	-	N/A	-	-	-	-
Public Charges for Services	-	N/A	-	-	-	-
Intergovernmental Charges	-	N/A	-	-	-	-
Miscellaneous	-	N/A	-	-	-	-
Other Financing Sources	-	N/A	-	-	-	-
Total Revenues	\$ 1,884	1.52%	\$ 1,856	\$ 1,785	\$ 1,785	\$ 1,856
Beginning Carryover	1,848	-10.43%	2,063	2,063	2,063	2,172
Ending Carryover	732	-48.42%	1,419	3,848	1,848	2,063
Tax Levy	\$ -	N/A	\$ -	\$ -	\$ -	\$ -

242-2104-66911-000-000	2015 Adopted	Incr/Decr 2014 Budget	2014 Budget	2013 Budget	2012 Budget	2011 Budget
Number of Positions (FTE's)						
Regular	-					
Part-Time/Temporary	-					
Request for Program Improvement						
Total	-	-	-	-	-	-

**WOOD COUNTY BUDGET
SUMMARY SHEET
2015**

DEPT A/C NAME FUNCTION	6	PARKS & FORESTRY COUNTY FORESTS STATE AID 56912
---------------------------------------	---	--

Category	2015 Adopted Budget	% Incr (Decr) 2014 Budget	2014 Revised Budget	Actual Through 6/30/2014	2014 Estimated	2013 Actual
Personal Services	\$ -	N/A	\$ -	\$ -	\$ -	\$ -
Contractual Services	-	N/A	-	-	-	-
Supplies and Expense	-	N/A	-	-	-	13,941
Fixed Charges	-	N/A	-	-	-	-
Debt Service	-	N/A	-	-	-	-
Grants, Contributions & Other	-	N/A	-	-	-	-
Total Operating Expenditures	-	N/A	-	-	-	13,941
Capital Outlay	-	N/A	-	-	-	-
Other Financing Uses	-	N/A	-	-	-	-
Total Expenditures	\$ -	N/A	\$ -	\$ -	\$ -	\$ 13,941
Taxes	-	N/A	-	-	-	-
Intergovernmental	-	N/A	-	4,941	4,941	(4,000)
Licenses and Permits	-	N/A	-	-	-	-
Fines, Forfeits and Penalties	-	N/A	-	-	-	-
Public Charges for Services	-	N/A	-	-	-	9,229
Intergovernmental Charges	-	N/A	-	-	-	-
Miscellaneous	-	N/A	-	64,000	68,941	123,940
Other Financing Sources	-	N/A	-	-	-	-
Total Revenues	\$ -	N/A	\$ -	\$ 68,941	\$ 73,882	\$ 129,169
Beginning Carryover	279,207	35.98%	205,325	205,325	205,325	90,096
Ending Carryover	279,207	35.98%	205,325	274,266	279,207	205,325
Tax Levy	\$ -	N/A	\$ -	\$ -	\$ -	\$ -

Number of Positions (FTE's)	2015 Adopted	Incr/Decr 2014 Budget	2014 Budget	2013 Budget	2012 Budget	2011 Budget
Regular	-					
Part-Time/Temporary						
Request for Program Improvement						
Total	-	-	-	-		

**WOOD COUNTY BUDGET
SUMMARY SHEET
2015**

DEPT A/C NAME FUNCTION	7	PARKS & FORESTRY STATE FORESTRY ROAD ACCOUNT 56111
---------------------------------------	---	---

Category	2015 Adopted Budget	% Incr (Decr) 2014 Budget	2014 Revised Budget	Actual Through 6/30/2014	2014 Estimated	2013 Actual
Personal Services	\$ -	N/A	\$ -	\$ -	\$ -	\$ -
Contractual Services	4,000	14.29%	3,500	-	3,500	3,000
Supplies and Expense	-	N/A	-	-	-	-
Fixed Charges	-	N/A	-	-	-	-
Debt Service	-	N/A	-	-	-	-
Grants, Contributions & Other	-	N/A	-	-	-	-
Total Operating Expenditures	4,000	14.29%	3,500	-	3,500	3,000
Capital Outlay	-	N/A	-	-	-	-
Other Financing Uses	-	N/A	-	-	-	-
Total Expenditures	\$ 4,000	14.29%	\$ 3,500	\$ -	\$ 3,500	\$ 3,000
Taxes	-	N/A	-	-	-	-
Intergovernmental	3,498	7.23%	3,262	3,267	3,500	3,262
Licenses and Permits	-	N/A	-	-	-	-
Fines, Forfeits and Penalties	-	N/A	-	-	-	-
Public Charges for Services	-	N/A	-	-	-	-
Intergovernmental Charges	-	N/A	-	-	-	-
Miscellaneous	-	N/A	-	-	-	-
Other Financing Sources	-	N/A	-	-	-	-
Total Revenues	\$ 3,498	7.23%	\$ 3,262	\$ 3,267	\$ 3,500	\$ 3,262
Beginning Carryover	1,230	0.00%	1,230	1,230	1,230	968
Ending Carryover	728	-26.62%	992	4,497	1,230	1,230
Tax Levy	\$ -	N/A	\$ -	\$ -	\$ -	\$ -

	2015 Adopted	Incr/Decr 2014 Budget	2014 Budget	2013 Budget	2012 Budget	2011 Budget
Number of Positions (FTE's)						
Regular						
Part-Time/Temporary						
Request for Program Improvement						
Total	-	-	-	-	-	-

**WOOD COUNTY BUDGET
SUMMARY SHEET
2015**

DEPT A/C NAME FUNCTION	8	PARKS & FORESTRY CAPITAL PROJECTS 56913
---------------------------------------	---	--

Category	2015 Adopted Budget	% Incr (Decr) 2014 Budget	2014 Revised Budget	Actual Through 6/30/2014	2014 Estimated	2013 Actual
Personal Services	\$ -	N/A	\$ -	\$ -	\$ -	\$ -
Contractual Services	-	N/A	-	-	-	-
Supplies and Expense	4,330	0.00%	4,330	-	4,330	4,330
Fixed Charges	-	N/A	-	-	-	-
Debt Service	-	N/A	-	-	-	-
Grants, Contributions & Other	-	N/A	-	-	-	-
Total Operating Expenditures	4,330	0.00%	4,330	-	4,330	4,330
Capital Outlay	280,000	-30.00%	400,000	2,278	215,000	5,369
Other Financing Uses	21,844	-61.18%	56,266	-	-	-
Total Expenditures	\$ 306,174	-33.53%	\$ 460,596	\$ 2,278	\$ 219,330	\$ 9,699
Taxes	-	N/A	-	-	-	-
Intergovernmental	127,165	-37.10%	202,165	-	107,165	2,165
Licenses and Permits	-	N/A	-	-	-	-
Fines, Forfeits and Penalties	-	N/A	-	-	-	-
Public Charges for Services	-	N/A	-	-	-	-
Intergovernmental Charges	-	N/A	-	-	-	-
Miscellaneous	2,165	0.00%	2,165	3,325	5,490	37,970
Other Financing Sources	-	N/A	-	-	-	93,680
Total Revenues	\$ 129,330	-36.71%	\$ 204,330	\$ 3,325	\$ 112,655	\$ 133,815
Beginning Carryover	381,516	-21.85%	488,192	488,192	488,192	364,076
Ending Carryover	204,672	-11.75%	231,926	489,238	381,516	488,192
Tax Levy		N/A	\$ -	\$ -	\$ -	\$ -

	2015 Adopted	Incr/Decr 2014 Budget	2014 Budget	2013 Budget	2012 Budget	2011 Budget
Number of Positions (FTE's)						
Regular						
Part-Time/Temporary						
Request for Program Improvement						
Total	-	-	-	-		

County Aid to Libraries

Statement of Purpose

The library levy is apportioned to only those municipalities that don't operate a municipal library, providing the municipalities with libraries pass a resolution exempting themselves from the levy. The county makes payments to the libraries in support of 77% of the funding needed, 3rd day van delivery service, additional funding to smaller libraries, deposit collection reimbursement, hold harmless and other reimbursements. The following libraries receive levy support from Wood County:

- Arpin
- Marshfield
- Nekoosa
- Pittsville
- Vesper
- Wisconsin Rapids

WOOD COUNTY BUDGET SUMMARY SHEET 2015						
FUND DEPT A/C NAME FUNCTION	GENERAL COUNTY COUNTY AID TO LIBRARIES 55112					
Category	2015 Adopted Budget	% Incr (Decr) 2014 Budget	2014 Revised Budget	Actual Through 6/30/2014	2014 Estimated	2013 Actual
Personal Services	\$ -	N/A	\$ -	\$ -	\$ -	\$ -
Contractual Services	-	N/A	-	-	-	-
Supplies and Expense	-	N/A	-	-	-	-
Fixed Charges	-	N/A	-	-	-	-
Debt Service	-	N/A	-	-	-	-
Grants, Contributions & Other	805,042	7.88%	746,261	382,822	746,261	777,670
Total Operating Expenditures	805,042	7.88%	746,261	382,822	746,261	777,670
Capital Outlay	-	N/A	-	-	-	-
Other Financing Uses	-	N/A	-	-	-	-
Total Expenditures	\$ 805,042	7.88%	\$ 746,261	\$ 382,822	\$ 746,261	\$ 777,670
Taxes	-	N/A	-	-	-	-
Intergovernmental	-	N/A	-	-	-	-
Licenses and Permits	-	N/A	-	-	-	-
Fines, Forfeits and Penalties	-	N/A	-	-	-	-
Public Charges for Services	-	N/A	-	-	-	-
Intergovernmental Charges	-	N/A	-	-	-	-
Miscellaneous	-	N/A	-	-	-	-
Other Financing Sources	-	N/A	-	-	-	-
Total Revenues	\$ -	0.00%	\$ -	\$ -	\$ -	\$ -
Beginning Carryover	-	N/A	-	-	-	-
Ending Carryover	-	N/A	-	-	-	-
Tax Levy	\$ 805,042	7.88%	\$ 746,261	\$ 382,822	\$ 746,261	\$ 777,670

University Commission: UW- Wood County/Marshfield Campus

Statement of Purpose

The University Commission: UW-Marshfield/Wood County (Commission) is a joint venture between the Wood County Board of Supervisors and the Common Council of the City of Marshfield for the purchase of the site and construction of said center, and the care, custody, maintenance, improvement and repair of the lands and buildings during its operation as a University Extension Center. The Commission Board consists of six members: three county board supervisors who are appointed by the chairman of the Wood County Board with approval of the county board and three aldermen from the City of Marshfield who are appointed by the mayor with approval of the council. Before September of every year, the Commission submits to the Wood County Board and the Marshfield Common Council a budget indicating the amount needed from each governing body to defray the costs of maintenance, care, custody, repair and improvement of the buildings and premises of the University of Wisconsin – Marshfield/Wood County for the ensuing year.

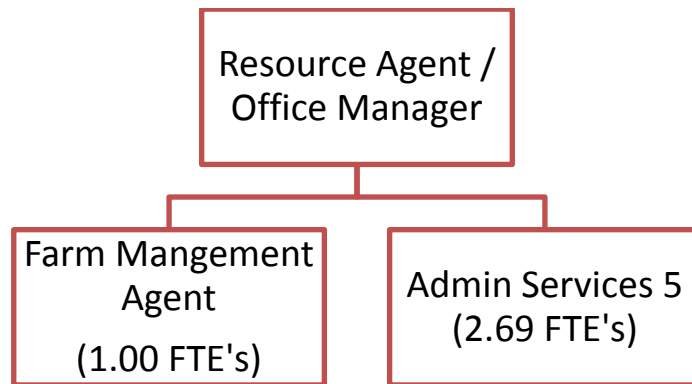
WOOD COUNTY BUDGET SUMMARY SHEET 2015						
FUND DEPT A/C NAME FUNCTION	GENERAL COUNTY UW WOOD CO/MFLD CAMPUS 55630					
Category	2015 Adopted Budget	% Incr (Decr) 2014 Budget	2014 Revised Budget	Actual Through 6/30/2014	2014 Estimated	2013 Actual
Personal Services	\$ -	N/A	\$ -	\$ -	\$ -	\$ -
Contractual Services	-	N/A	-	-	-	-
Supplies and Expense	-	N/A	-	-	-	-
Fixed Charges	-	N/A	-	-	-	-
Debt Service	-	N/A	-	-	-	-
Grants, Contributions & Other	47,002	2.25%	45,969	21,838	45,969	44,242
Total Operating Expenditures	47,002	2.25%	45,969	21,838	45,969	44,242
Capital Outlay	140,500	-20.79%	177,379	89,176	144,757	339,757
Other Financing Uses	-	N/A	-	-	-	-
Total Expenditures	\$ 187,502	-16.05%	\$ 223,348	\$ 111,013	\$ 190,726	\$ 383,999
Taxes	-	N/A	-	-	-	-
Intergovernmental	-	N/A	-	-	-	-
Licenses and Permits	-	N/A	-	-	-	-
Fines, Forfeits and Penalties	-	N/A	-	-	-	-
Public Charges for Services	-	N/A	-	-	-	-
Intergovernmental Charges	-	N/A	-	-	-	-
Miscellaneous	-	N/A	-	-	-	-
Other Financing Sources	-	N/A	-	-	-	-
Total Revenues	\$ -	N/A	\$ -	\$ -	\$ -	\$ -
Beginning Carryover	-	-100.00%	36,365	3,743	3,743	158,000
Ending Carryover	-	N/A	-	-	-	3,743
Tax Levy	\$ 187,502	0.28%	\$ 186,983	\$ 107,271	\$ 186,983	\$ 229,742

UW Extension

Statement of Purpose

Our statewide mission is to help the people of Wisconsin apply University research, knowledge and resources to meet their educational needs wherever they live or work. Wood County UW-Extension supports the state mission by providing county residents with local opportunities to access University research, knowledge and resources.

Our statewide purpose to which we commit... We teach, learn, lead and serve, connecting people with the University of Wisconsin, and engaging with them in transforming lives and communities.



Number of Positions (FTE)	2014	2013	2012	2011	2010	2009	2008	2007	2006	2005	2004	2003
Total	4.69	5.62	6.69	6.69	6.69	6.69	6.69	6.69	6.69	7.46	7.46	7.46

WOOD COUNTY UNIVERSITY EXTENSION BUDGET SUMMARY								
Category	UW-EXTENSION 55620	UW WOOD CO/MFLD 55630	UW EXT JR. FAIR 55650	EXTENSION PROJECT 55660	TECHNOLOGY DAYS 55661	Total	Incr(Decr) 2014 Budget	2014 Total
Personal Services	\$ 260,689	\$ -	\$ -	\$ -	\$ -	\$ 260,689	2.30%	\$ 254,830
Contractual Services	175,031	-	-	-	20,000	195,031	31.26%	148,583
Supplies and Expense	44,345	-	-	34,160	-	78,505	33.50%	58,805
Fixed Charges	39,287	-	-	-	-	39,287	0.26%	39,187
Debt Service	-	-	-	-	-	-	N/A	-
Grants, Contributions & Other	-	-	32,000	-	-	32,000	0.00%	32,000
Total Operating Expenditures	519,352	-	32,000	34,160	20,000	605,512	13.52%	533,405
Capital Outlay	-	-	-	-	-	-	N/A	-
Other Financing Uses	-	-	-	-	-	-	N/A	-
Total Expenditures	\$ 519,352	\$ -	\$ 32,000	\$ 34,160	\$ 20,000	\$ 605,512	13.52%	\$ 533,405
Taxes	-	-	-	-	-	-	N/A	-
Intergovernmental	5,914	-	-	9,000	-	14,914	106.11%	7,236
Licenses and Permits	-	-	-	-	-	-	N/A	-
Fines, Forfeits and Penalties	-	-	-	-	-	-	N/A	-
Public Charges for Services	1,300	-	-	10,160	-	11,460	-1.72%	11,660
Intergovernmental Charges	-	-	-	-	-	-	N/A	-
Miscellaneous	-	-	-	5,000	-	5,000	N/A	-
Other Financing Sources	-	-	-	-	-	-	N/A	-
Total Revenues	\$ 7,214	\$ -	\$ -	\$ 24,160	\$ -	\$ 31,374	66.04%	\$ 18,896
Beginning Carryover	-	-	-	46,732	-	46,732	116.01%	21,634
Endind Carryover	-	-	-	42,732	-	42,732	146.52%	17,334
Tax Levy	\$ 512,138	\$ -	\$ 32,000	\$ 6,000	\$ 20,000	\$ 570,138	7.83%	\$ 510,209
Wages & Fringes Contingency	-	-	-	-	-	-	N/A	-
Total Tax Levy	\$ 512,138	\$ -	\$ 32,000	\$ 6,000	\$ 20,000	\$ 570,138	7.83%	\$ 510,209
Number of Positions (FTE's)	4.69	-	-	-	-	4.69	-	4.69

**WOOD COUNTY BUDGET
SUMMARY SHEET
2015**

DEPT A/C NAME FUNCTION	2	UW EXTENSION SUMMARY TOTAL				
Category	2015 Adopted Budget	% Incr (Decr) 2014 Budget	2014 Revised Budget	Actual Through 6/30/2014	2014 Estimated	2013 Actual
Personal Services	\$ 260,689	2.30%	\$ 254,830	\$ 122,009	\$ 253,836	\$ 268,198
Contractual Services	195,031	31.26%	148,583	75,037	148,533	126,681
Supplies and Expense	78,505	33.50%	58,805	20,652	51,915	44,432
Fixed Charges	39,287	0.26%	39,187	20,314	38,972	38,378
Debt Service	-	N/A	-	-	-	-
Grants, Contributions & Other	32,000	0.00%	32,000	32,000	32,000	32,000
Total Operating Expenditures	605,512	13.52%	533,405	270,012	525,256	509,690
Capital Outlay	-	N/A	-	-	-	-
Other Financing Uses	-	N/A	-	-	-	-
Total Expenditures	\$ 605,512	13.52%	\$ 533,405	\$ 270,012	\$ 525,256	\$ 509,690
Taxes	-	N/A	-	-	-	-
Intergovernmental	14,914	106.11%	7,236	4,338	7,236	2,688
Licenses and Permits	-	N/A	-	-	-	-
Fines, Forfeits and Penalties	-	N/A	-	-	-	-
Public Charges for Services	11,460	-1.72%	11,660	9,669	12,407	12,453
Intergovernmental Charges	-	N/A	-	-	-	-
Miscellaneous	5,000	N/A	-	-	-	-
Other Financing Sources	-	N/A	-	-	-	-
Total Revenues	\$ 31,374	66.04%	\$ 18,896	\$ 14,007	\$ 19,643	\$ 15,141
Beginning Carryover	46,732	116.01%	21,634	44,635	44,635	22,074
Ending Carryover	42,732	146.52%	17,334	46,984	46,732	44,635
Tax Levy	\$ 570,138	11.75%	\$ 510,209	\$ 258,354	\$ 507,710	\$ 517,109

101-3001-65620-000-000	2015 Adopted	Incr/Decr 2014 Budget	2014 Budget	2013 Budget	2012 Budget	2011 Budget
Number of Positions (FTE's)						
Regular	4.69	-	4.69	5.62	6.69	6.69
Part-Time/Temporary	-	-	-	-	-	-
Request for Program Improvement	-	-	-	-	-	-
Total	4.69	-	4.69	5.62	6.69	6.69

**WOOD COUNTY BUDGET
SUMMARY SHEET
2015**

DEPT A/C NAME FUNCTION	2	UW EXTENSION UW-EXTENSION 55620				
Category	2015 Adopted Budget	% Incr (Decr) 2014 Budget	2014 Revised Budget	Actual Through 6/30/2014	2014 Estimated	2013 Actual
Personal Services	\$ 260,689	2.30%	\$ 254,830	\$ 122,009	\$ 253,836	\$ 268,198
Contractual Services	175,031	17.80%	148,583	75,037	148,533	126,681
Supplies and Expense	44,345	0.00%	44,345	13,477	42,205	35,189
Fixed Charges	39,287	0.26%	39,187	20,314	38,972	38,378
Debt Service	-	N/A	-	-	-	-
Grants, Contributions & Other	-	N/A	-	-	-	-
Total Operating Expenditures	519,352	6.66%	486,945	230,837	483,546	468,447
Capital Outlay	-	N/A	-	-	-	-
Other Financing Uses	-	N/A	-	-	-	-
Total Expenditures	\$ 519,352	6.66%	\$ 486,945	\$ 230,837	\$ 483,546	\$ 468,447
Taxes	-	N/A	-	-	-	-
Intergovernmental	5,914	-18.27%	7,236	4,338	7,236	2,688
Licenses and Permits	-	N/A	-	-	-	-
Fines, Forfeits and Penalties	-	N/A	-	-	-	-
Public Charges for Services	1,300	-13.33%	1,500	145	600	650
Intergovernmental Charges	-	N/A	-	-	-	-
Miscellaneous	-	N/A	-	-	-	-
Other Financing Sources	-	N/A	-	-	-	-
Total Revenues	\$ 7,214	-17.42%	\$ 8,736	\$ 4,483	\$ 7,836	\$ 3,338
Beginning Carryover	-	N/A	-	-	-	-
Ending Carryover	-	N/A	-	-	-	-
Tax Levy	\$ 512,138	7.10%	\$ 478,209	\$ 226,354	\$ 475,710	\$ 465,109

101-3001-65620-000-000	2015	Incr/Decr	2014	2013	2012	2011
Number of Positions (FTE's)	Adopted	2014 Budget	Budget	Budget	Budget	Budget
Regular	4.69	-	4.69	5.62	6.69	6.69
Part-Time/Temporary	-	-	-	-	-	-
Request for Program Improvement	-	-	-	-	-	-
Total	4.69	-	4.69	5.62	6.69	6.69

**WOOD COUNTY BUDGET
SUMMARY SHEET
2015**

DEPT	4	UW EXTENSION
A/C NAME		UW EXT JR. FAIR
FUNCTION		55650

Category	2015 Adopted Budget	% Incr (Decr) 2014 Budget	2014 Revised Budget	Actual Through 6/30/2014	2014 Estimated	2013 Actual
Personal Services	\$ -	N/A	\$ -	\$ -	\$ -	\$ -
Contractual Services	-	N/A	-	-	-	-
Supplies and Expense	-	N/A	-	-	-	-
Fixed Charges	-	N/A	-	-	-	-
Debt Service	-	N/A	-	-	-	-
Grants, Contributions & Other	32,000	0.00%	32,000	32,000	32,000	32,000
Total Operating Expenditures	32,000	0.00%	32,000	32,000	32,000	32,000
Capital Outlay	-	N/A	-	-	-	-
Other Financing Uses	-	N/A	-	-	-	-
Total Expenditures	\$ 32,000	0.00%	\$ 32,000	\$ 32,000	\$ 32,000	\$ 32,000
Taxes	-	N/A	-	-	-	-
Intergovernmental	-	N/A	-	-	-	-
Licenses and Permits	-	N/A	-	-	-	-
Fines, Forfeits and Penalties	-	N/A	-	-	-	-
Public Charges for Services	-	N/A	-	-	-	-
Intergovernmental Charges	-	N/A	-	-	-	-
Miscellaneous	-	N/A	-	-	-	-
Other Financing Sources	-	N/A	-	-	-	-
Total Revenues	\$ -	N/A	\$ -	\$ -	\$ -	\$ -
Beginning Carryover	-	N/A	-	-	-	-
Ending Carryover	-	N/A	-	-	-	-
Tax Levy	\$ 32,000	0.00%	\$ 32,000	\$ 32,000	\$ 32,000	\$ 32,000

Number of Positions (FTE's)	2015 Adopted	Incr/Decr 2014 Budget	2014 Budget	2013 Budget	2012 Budget	2011 Budget
Regular	-	-	-	-	-	-
Part-Time/Temporary	-	-	-	-	-	-
Request for Program Improvement	-	-	-	-	-	-
Total	-	-	-	-	-	-

**WOOD COUNTY BUDGET
SUMMARY SHEET
2015**

DEPT	5	UW EXTENSION
A/C NAME		UW EXTENSION PROJECT ACCOUNTS
FUNCTION		55660

Category	2015 Adopted Budget	% Incr (Decr) 2014 Budget	2014 Revised Budget	Actual Through 6/30/2014	2014 Estimated	2013 Actual
Personal Services	\$ -	N/A	\$ -	\$ -	\$ -	\$ -
Contractual Services	-	N/A	-	-	-	-
Supplies and Expense	34,160	136.24%	14,460	7,175	9,710	9,243
Fixed Charges	-	N/A	-	-	-	-
Debt Service	-	N/A	-	-	-	-
Grants, Contributions & Other	-	N/A	-	-	-	-
Total Operating Expenditures	34,160	136.24%	14,460	7,175	9,710	9,243
Capital Outlay	-	N/A	-	-	-	-
Other Financing Uses	-	N/A	-	-	-	-
Total Expenditures	\$ 34,160	136.24%	\$ 14,460	\$ 7,175	\$ 9,710	\$ 9,243
Taxes	-	N/A	-	-	-	-
Intergovernmental	9,000	N/A	-	-	-	-
Licenses and Permits	-	N/A	-	-	-	-
Fines, Forfeits and Penalties	-	N/A	-	-	-	-
Public Charges for Services	10,160	0.00%	10,160	9,524	11,807	11,803
Intergovernmental Charges	-	N/A	-	-	-	-
Miscellaneous	5,000	N/A	-	-	-	-
Other Financing Sources	-	N/A	-	-	-	-
Total Revenues	\$ 24,160	137.80%	\$ 10,160	\$ 9,524	\$ 11,807	\$ 11,803
Beginning Carryover	46,732	116.01%	21,634	44,635	44,635	22,074
Ending Carryover	42,732	146.52%	17,334	46,984	46,732	44,635
Tax Levy	\$ 6,000	N/A	\$ -	\$ -	\$ -	\$ 20,000

Number of Positions (FTE's)	2015 Adopted	Incr/Decr 2014 Budget	2014 Budget	2013 Budget	2012 Budget	2011 Budget
Regular	-	-	-	-	-	-
Part-Time/Temporary	-	-	-	-	-	-
Request for Program Improvement	-	-	-	-	-	-
Total	-	-	-	-	-	-

**WOOD COUNTY BUDGET
SUMMARY SHEET
2015**

DEPT	6	UW EXTENSION FARM TECHNOLOGY DAYS 55661
A/C NAME		
FUNCTION		

Category	2015 Adopted Budget	% Incr (Decr) 2014 Budget	2014 Revised Budget	Actual Through 6/30/2014	2014 Estimated	2013 Actual
Personal Services	\$ -	N/A	\$ -	\$ -	\$ -	\$ -
Contractual Services	20,000	N/A	-	-	-	-
Supplies and Expense	-	N/A	-	-	-	-
Fixed Charges	-	N/A	-	-	-	-
Debt Service	-	N/A	-	-	-	-
Grants, Contributions & Other	-	N/A	-	-	-	-
Total Operating Expenditures	20,000	N/A	-	-	-	-
Capital Outlay	-	N/A	-	-	-	-
Other Financing Uses	-	N/A	-	-	-	-
Total Expenditures	\$ 20,000	N/A	\$ -	\$ -	\$ -	\$ -
Taxes	-	N/A	-	-	-	-
Intergovernmental	-	N/A	-	-	-	-
Licenses and Permits	-	N/A	-	-	-	-
Fines, Forfeits and Penalties	-	N/A	-	-	-	-
Public Charges for Services	-	N/A	-	-	-	-
Intergovernmental Charges	-	N/A	-	-	-	-
Miscellaneous	-	N/A	-	-	-	-
Other Financing Sources	-	N/A	-	-	-	-
Total Revenues	\$ -	N/A	\$ -	\$ -	\$ -	\$ -
Beginning Carryover	-	N/A	-	-	-	-
Ending Carryover	-	N/A	-	-	-	-
Tax Levy	\$ 20,000	N/A	\$ -	\$ -	\$ -	\$ -

Number of Positions (FTE's)	2015 Adopted	Incr/Decr 2014 Budget	2014 Budget	2013 Budget	2012 Budget	2011 Budget
Regular	-	-	-	-	-	-
Part-Time/Temporary	-	-	-	-	-	-
Request for Program Improvement	-	-	-	-	-	-
Total	-	-	-	-	-	-

Marshfield Fairgrounds Commission

Statement of Purpose

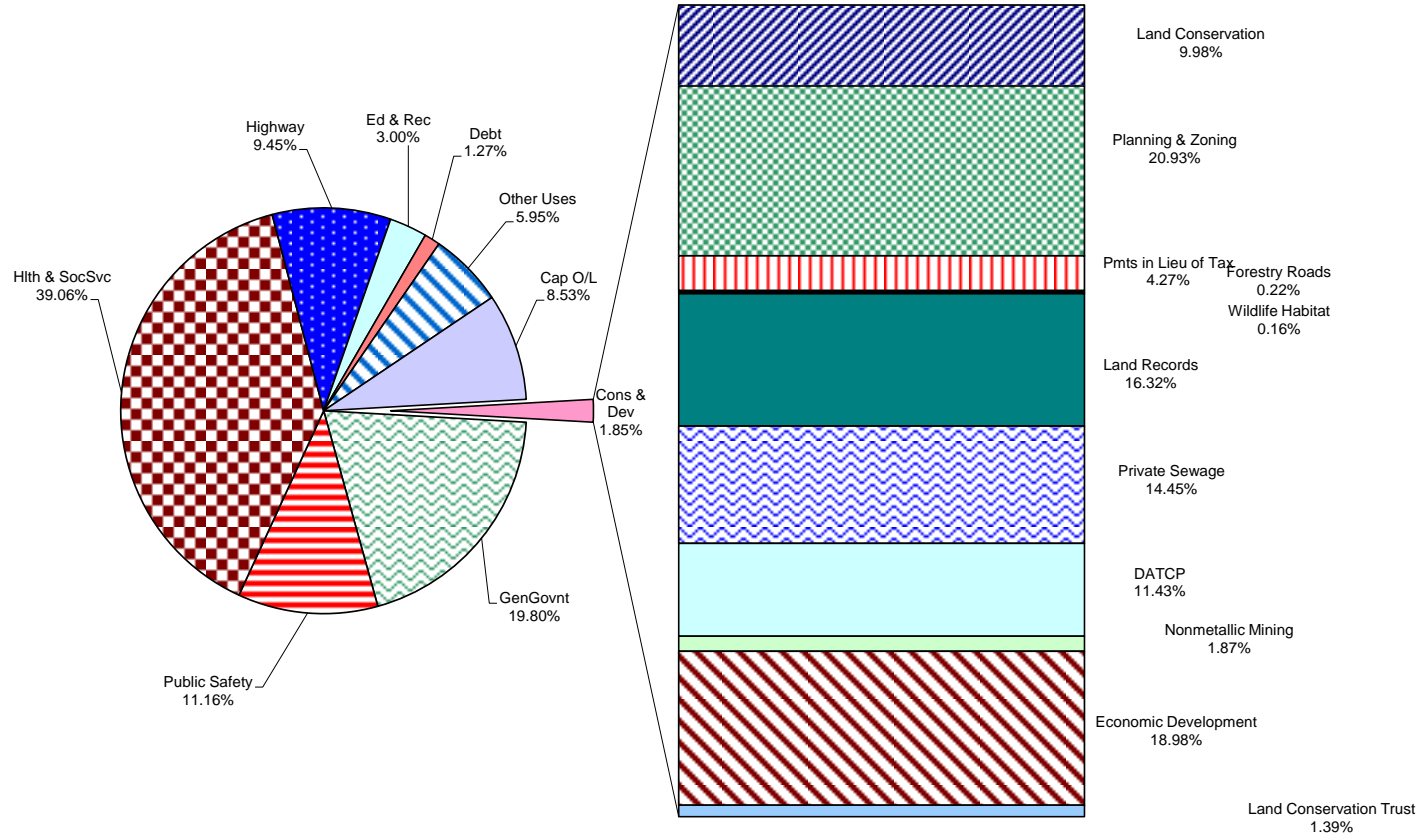
The Marshfield Fairgrounds Commission is a joint venture between the Wood County Board of Supervisors and the City of Marshfield Common Council for the improvement, maintenance, repair and operation of the Marshfield Fairgrounds. The Commission Board consists of six members: three county board supervisors who are appointed by the chairman of the Wood County Board with the approval of the county board and three aldermen from the City of Marshfield who are appointed by the mayor with approval of the council.

WOOD COUNTY BUDGET SUMMARY SHEET 2015						
FUND DEPT A/C NAME FUNCTION	GENERAL COUNTY MARSHFIELD FAIRGROUNDS CONTRIBUTIONS 55460					
Category	2015 Adopted Budget	% Incr (Decr) 2014 Budget	2014 Revised Budget	Actual Through 6/30/2014	2014 Estimated	2013 Actual
Personal Services	\$ -	N/A	\$ -	\$ -	\$ -	\$ -
Contractual Services	-	N/A	-	-	-	-
Supplies and Expense	-	N/A	-	-	-	-
Fixed Charges	-	N/A	-	-	-	-
Debt Service	-	N/A	-	-	-	-
Grants, Contributions & Other	25,000	0.00%	25,000	25,000	25,000	25,000
Total Operating Expenditures	25,000	0.00%	25,000	25,000	25,000	25,000
Capital Outlay	-	N/A				
Other Financing Uses	-	N/A				
Total Expenditures	\$ 25,000	0.00%	\$ 25,000	\$ 25,000	\$ 25,000	\$ 25,000
Taxes	-	N/A	-	-	-	-
Intergovernmental	-	N/A	-	-	-	-
Licenses and Permits	-	N/A	-	-	-	-
Fines, Forfeits and Penalties	-	N/A	-	-	-	-
Public Charges for Services	-	N/A	-	-	-	-
Intergovernmental Charges	-	N/A	-	-	-	-
Miscellaneous	-	N/A	-	-	-	-
Other Financing Sources	-	N/A	-	-	-	-
Total Revenues	\$ -	N/A	\$ -	\$ -	\$ -	\$ -
Beginning Carryover	-	N/A	-	-	-	-
Ending Carryover	-	N/A	-	-	-	-
Tax Levy	\$ 25,000	0.00%	\$ 25,000	\$ 25,000	\$ 25,000	\$ 25,000

CONSERVATION AND DEVELOPMENT

COUNTY OF WOOD

2015 Expense Budget by Activity



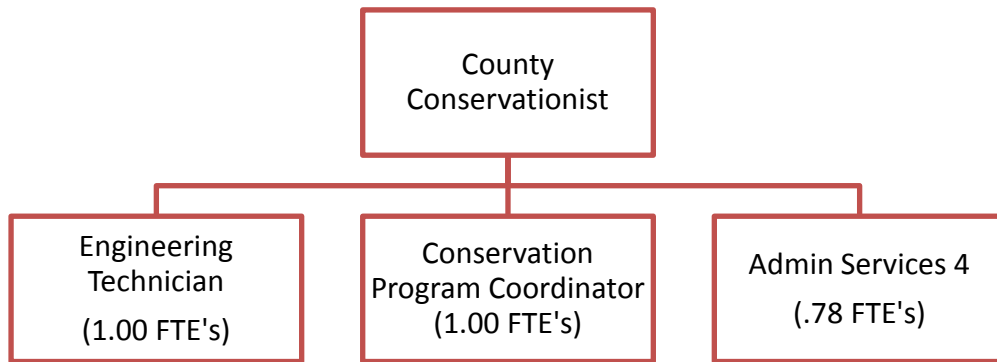
Detail by Percentage of Conservation and Development Expenses

Land Conservation

Statement of Purpose

The Land Conservation Department (LCD) seeks to find solutions to land and water resource problems under the supervision of the publicly-elected Conservation, Education and Economic Development (CEED) Committee. This committee of the Wood County Board provides the LCD with leadership, support and advice.

The LCD provides educational, technical, conservation planning and cost-share assistance to landowners, farmers, and units of government to help solve erosion and water quality problems. The LCD also administers the Wildlife Damage Abatement and Claims Program, Wood County Animal Waste and Manure Management Ordinance, Wood County Non-Metallic Mining Reclamation Ordinance, the Farmland Preservation Program, and the Conservation Reserve Enhancement Program. The LCD is a major reference for a variety of other state and local programs as well.



Number of Positions (FTE)	2014	2013	2012	2011	2010	2009	2008	2007	2006	2005	2004	2003
Total	3.79	3.78	3.78	3.78	3.78	3.78	3.78	3.78	4.78	4.78	5.78	5.78

WOOD COUNTY LAND CONSERVATION DEPARTMENT BUDGET SUMMARY									
Category	Land 56121	DATCP 56122	Wildlife Damage 56123	Non-Metallic 56125	Don Aron 56127	Permits & Fines	2015 Total	Incr(Decr) 2014 Budget	2014 Total
Personal Services	\$ 86,697	\$ 128,313	\$ 36,140	\$ 29,448	\$ -	\$ -	\$ 280,598	3.39%	\$ 271,391
Contractual Services	12,800	-	925	1,950	-	-	15,675	0.00%	15,675
Supplies and Expense	11,819	78,520	13,675	2,000	25,000	-	131,014	-8.34%	142,942
Fixed Charges	17,123	-	1,439	484	-	-	19,046	-6.10%	20,284
Debt Service	-	-	-	-	-	-	-	N/A	-
Grants, Contributions & Other	-	-	-	-	150	-	150	0.00%	150
Total Operating Expenditures	128,439	206,833	52,179	33,882	25,150	-	446,483	-0.88%	450,442
Capital Outlay	9,000	-	-	-	-	-	9,000	-55.00%	20,000
Other Financing Uses	-	-	-	-	20,341	-	20,341	5.53%	19,276
Total Expenditures	\$ 137,439	\$ 206,833	\$ 52,179	\$ 33,882	\$ 45,491	\$ -	\$ 475,824	-2.84%	\$ 489,718
Taxes	-	-	-	-	-	-	-	N/A	-
Intergovernmental	-	203,502	52,179	-	-	-	255,681	-2.12%	261,210
Licenses and Permits	600	-	-	-	-	1,000	1,600	0.00%	800
Fines, Forfeits and Penalties	-	-	-	-	-	-	-	N/A	-
Public Charges for Services	-	-	-	20,690	27,900	-	48,590	-2.03%	49,595
Intergovernmental Charges	-	-	-	-	-	-	-	N/A	-
Miscellaneous	-	-	-	-	-	-	-	-100.00%	10
Other Financing Sources	17,010	3,331	-	-	-	-	20,341	-48.21%	39,276
Total Revenues	\$ 17,610	\$ 206,833	\$ 52,179	\$ 20,690	\$ 27,900	\$ 1,000	\$ 326,212	-7.24%	\$ 351,691
Beginning Carryover	-	-	-	21,914	31,150	3,077	56,141	-20.71%	70,809
Ending Carryover	-	-	-	8,722	13,559	4,077	26,358	-41.38%	44,964
Tax Levy	\$ 119,829	\$ -	\$ -	\$ -	\$ -	\$ -	\$ 119,829	6.82%	\$ 112,182
Wage & Fringe Contingency	-	-	-	-	-	-	-	N/A	-
Net Tax Levy	\$ 119,829	\$ -	\$ -	\$ -	\$ -	\$ -	\$ 119,829	6.82%	\$ 112,182
Number of Positions (FTE's)	1.25	1.57	0.53	0.44	-	-	3.78	(0.01)	3.79

**WOOD COUNTY BUDGET
SUMMARY SHEET
2015**

DEPT A/C NAME FUNCTION	2	LAND CONSERVATION SUMMARY TOTAL				
Category	2015 Adopted Budget	% Incr (Decr) 2014 Budget	2014 Revised Budget	Actual Through 6/30/2014	2014 Estimated	2013 Actual
Personal Services	\$ 280,598	3.39%	\$ 271,391	\$ 128,526	\$ 271,472	\$ 257,873
Contractual Services	15,675	0.00%	15,675	4,698	12,817	11,112
Supplies and Expense	131,014	-8.34%	142,942	44,818	178,989	105,969
Fixed Charges	19,046	-6.10%	20,284	11,424	18,635	19,400
Debt Service	-	N/A	-	-	-	-
Grants, Contributions & Other	150	0.00%	150	-	-	-
Total Operating Expenditures	446,483	-0.88%	450,442	189,466	481,913	394,354
Capital Outlay	9,000	-55.00%	20,000	-	-	-
Other Financing Uses	20,341	5.53%	19,276	-	5,488	9,243
Total Expenditures	\$ 475,824	-2.84%	\$ 489,718	\$ 189,466	\$ 487,401	\$ 403,597
Taxes	-	N/A	-	-	-	-
Intergovernmental	255,681	-2.12%	261,210	18,595	316,705	231,140
Licenses and Permits	1,600	100.00%	800	1,127	2,327	2,327
Fines, Forfeits and Penalties	-	N/A	-	-	-	1,902
Public Charges for Services	48,590	-2.03%	49,595	36,515	42,690	45,268
Intergovernmental Charges	-	N/A	-	-	-	-
Miscellaneous	-	-100.00%	10	-	-	-
Other Financing Sources	20,341	-48.21%	39,276	-	5,488	9,243
Total Revenues	\$ 326,212	-7.03%	\$ 350,891	\$ 56,237	\$ 367,210	\$ 289,880
Beginning Carryover	56,141	-18.73%	69,082	69,082	69,082	77,138
Ending Carryover	26,358	-37.89%	42,437	9,947	56,141	70,809
Tax Levy	\$ 119,829	6.82%	\$ 112,182	\$ 74,094	\$ 107,250	\$ 107,388

101-1801-66121-000-000	2015 Adopted	Incr/Decr 2014 Budget	2014 Budget	2013 Budget	2012 Budget	2011 Budget
Number of Positions (FTE's)						
Regular	3.78	(0.01)	3.79	3.78	3.78	3.78
Part-Time/Temporary	-	-	-	-	-	-
Request for Program Improvement	-	-	-	-	-	-
Total	3.78	(0.01)	3.79	3.78	3.78	3.78

**WOOD COUNTY BUDGET
SUMMARY SHEET
2015**

DEPT	2	LAND CONSERVATION
A/C NAME		LAND CONSERVATION
FUNCTION		56121

Category	2015 Adopted Budget	% Incr (Decr) 2014 Budget	2014 Revised Budget	Actual Through 6/30/2014	2014 Estimated	2013 Actual
Personal Services	\$ 86,697	3.31%	\$ 83,921	\$ 35,981	\$ 69,272	\$ 81,025
Contractual Services	12,800	0.00%	12,800	3,382	10,542	9,029
Supplies and Expense	11,819	5.14%	11,241	5,774	11,141	7,706
Fixed Charges	17,123	-6.15%	18,245	10,405	16,895	17,470
Debt Service	-	N/A	-	-	-	-
Grants, Contributions & Other	-	N/A	-	-	-	-
Total Operating Expenditures	128,439	1.77%	126,207	55,543	107,850	115,230
Capital Outlay	9,000	-55.00%	20,000	-	-	-
Other Financing Uses	-	N/A	-	-	-	-
Total Expenditures	\$ 137,439	-6.00%	\$ 146,207	\$ 55,543	\$ 107,850	\$ 115,230
Taxes	-	N/A	-	-	-	-
Intergovernmental	-	N/A	-	-	-	-
Licenses and Permits	600	0.00%	600	-	600	600
Fines, Forfeits and Penalties	-	N/A	-	-	-	-
Public Charges for Services	-	N/A	-	-	-	-
Intergovernmental Charges	-	N/A	-	-	-	-
Miscellaneous	-	N/A	-	-	-	-
Other Financing Sources	17,010	-49.11%	33,425	-	-	7,242
Total Revenues	\$ 17,610	-48.24%	\$ 34,025	\$ -	\$ 600	\$ 7,842
Beginning Carryover	-	N/A	-	-	-	-
Ending Carryover	-	N/A	-	-	-	-
Tax Levy	\$ 119,829	6.82%	\$ 112,182	\$ 55,543	\$ 107,250	\$ 107,388

101-1801-66121-000-000 Number of Positions (FTE's)	2015 Adopted	Incr/Decr 2014 Budget	2014 Budget	2013 Budget	2012 Budget	2011 Budget
Regular	1.25	-	1.25	1.25	1.25	1.25
Part-Time/Temporary	-	-	-	-	-	-
Request for Program Improvement	-	-	-	-	-	-
Total	1.25	-	1.25	1.25	1.25	1.25

**WOOD COUNTY BUDGET
SUMMARY SHEET
2015**

DEPT A/C NAME FUNCTION	5	LAND CONSERVATION DATCP GRANT 56122				
Category	2015 Adopted Budget	% Incr (Decr) 2014 Budget	2014 Revised Budget	Actual Through 6/30/2014	2014 Estimated	2013 Actual
Personal Services	\$ 128,313	3.48%	\$ 123,996	\$ 67,829	\$ 138,746	\$ 123,221
Contractual Services	-	N/A	-	-	-	-
Supplies and Expense	78,520	-13.74%	91,026	19,310	139,313	76,194
Fixed Charges	-	N/A	-	-	-	-
Debt Service	-	N/A	-	-	-	-
Grants, Contributions & Other	-	N/A	-	-	-	-
Total Operating Expenditures	206,833	-3.81%	215,022	87,139	278,059	199,415
Capital Outlay	-	N/A	-	-	-	-
Other Financing Uses	-	N/A	-	-	-	-
Total Expenditures	\$ 206,833	-3.81%	\$ 215,022	\$ 87,139	\$ 278,059	\$ 199,415
Taxes	-	N/A	-	-	-	-
Intergovernmental	203,502	-3.20%	210,227	18,595	272,571	191,255
Licenses and Permits	-	N/A	-	-	-	-
Fines, Forfeits and Penalties	-	N/A	-	-	-	-
Public Charges for Services	-	N/A	-	-	-	-
Intergovernmental Charges	-	N/A	-	-	-	-
Miscellaneous	-	N/A	-	-	-	-
Other Financing Sources	3,331	-43.07%	5,851	-	5,488	2,001
Total Revenues	\$ 206,833	-4.28%	\$ 216,078	\$ 18,595	\$ 278,059	\$ 193,257
Beginning Carryover	-		(0)	(0)	(0)	6,158
Ending Carryover	-		1,056	(68,544)	-	(0)
Tax Levy	\$ -	N/A	\$ -	\$ -	\$ -	\$ -

264-1803-66122-000-000	2015 Adopted	Incr/Decr 2014 Budget	2014 Budget	2013 Budget	2012 Budget	2011 Budget
Number of Positions (FTE's)						
Regular	1.57	-	1.57	1.63	1.63	1.63
Part-Time/Temporary	-	-	-	-	-	-
Request for Program Improvement	-	-	-	-	-	-
Total	1.57	-	1.57	1.63	1.63	1.63

**WOOD COUNTY BUDGET
SUMMARY SHEET
2015**

DEPT	3	LAND CONSERVATION WILDLIFE DAMAGE ABATEMENT 56123
A/C NAME		
FUNCTION		

Category	2015 Adopted Budget	% Incr (Decr) 2014 Budget	2014 Revised Budget	Actual Through 6/30/2014	2014 Estimated	2013 Actual
Personal Services	\$ 36,140	3.27%	\$ 34,996	\$ 16,017	\$ 34,996	\$ 32,824
Contractual Services	925	0.00%	925	115	600	559
Supplies and Expense	13,675	1.48%	13,475	1,631	7,150	4,973
Fixed Charges	1,439	-9.33%	1,587	787	1,387	1,528
Debt Service	-	N/A	-	-	-	-
Grants, Contributions & Other	-	N/A	-	-	-	-
Total Operating Expenditures	52,179	2.35%	50,983	18,551	44,134	39,885
Capital Outlay	-	N/A	-	-	-	-
Other Financing Uses	-	N/A	-	-	-	-
Total Expenditures	\$ 52,179	2.35%	\$ 50,983	\$ 18,551	\$ 44,134	\$ 39,885
Taxes	-	N/A	-	-	-	-
Intergovernmental	52,179	2.35%	50,983	-	44,134	39,885
Licenses and Permits	-	N/A	-	-	-	-
Fines, Forfeits and Penalties	-	N/A	-	-	-	-
Public Charges for Services	-	N/A	-	-	-	-
Intergovernmental Charges	-	N/A	-	-	-	-
Miscellaneous	-	N/A	-	-	-	-
Other Financing Sources	-	N/A	-	-	-	-
Total Revenues	\$ 52,179	2.35%	\$ 50,983	\$ -	\$ 44,134	\$ 39,885
Beginning Carryover	-	N/A	-	-	-	-
Ending Carryover	-	N/A	-	-	-	-
Tax Levy	\$ -	N/A	\$ -	\$ 18,551	\$ -	\$ -

101-1802-66123-000-000 Number of Positions (FTE's)	2015 Adopted	Incr/Decr 2014 Budget	2014 Budget	2013 Budget	2012 Budget	2011 Budget
Regular	0.53	-	0.53	0.53	0.53	0.53
Part-Time/Temporary	-	-	-	-	-	-
Request for Program Improvement	-	-	-	-	-	-
Total	0.53	-	0.53	0.53	0.53	0.53

**WOOD COUNTY BUDGET
SUMMARY SHEET
2015**

DEPT	6	LAND CONSERVATION
A/C NAME		NONMETALLIC MINING RECLAMATION
FUNCTION		56125

Category	2015 Adopted Budget	% Incr (Decr) 2014 Budget	2014 Revised Budget	Actual Through 6/30/2014	2014 Estimated	2013 Actual
Personal Services	\$ 29,448	3.41%	\$ 28,478	\$ 8,699	\$ 28,458	\$ 20,804
Contractual Services	1,950	0.00%	1,950	1,200	1,675	1,524
Supplies and Expense	2,000	-9.09%	2,200	498	1,385	1,292
Fixed Charges	484	7.08%	452	232	352	402
Debt Service	-	N/A	-	-	-	-
Grants, Contributions & Other	-	N/A	-	-	-	-
Total Operating Expenditures	33,882	2.42%	33,080	10,628	31,870	24,022
Capital Outlay	-	N/A	-	-	-	-
Other Financing Uses	-	-100.00%	1,215	-	-	-
Total Expenditures	\$ 33,882	-1.20%	\$ 34,295	\$ 10,628	\$ 31,870	\$ 24,022
Taxes	-	N/A	-	-	-	-
Intergovernmental	-	N/A	-	-	-	-
Licenses and Permits	-	N/A	-	-	-	-
Fines, Forfeits and Penalties	-	N/A	-	-	-	1,902
Public Charges for Services	20,690	-4.63%	21,695	19,790	20,190	22,555
Intergovernmental Charges	-	N/A	-	-	-	-
Miscellaneous	-	N/A	-	-	-	-
Other Financing Sources	-	N/A	-	-	-	-
Total Revenues	\$ 20,690	-4.63%	\$ 21,695	\$ 19,790	\$ 20,190	\$ 24,457
Beginning Carryover	21,914	-34.77%	33,594	33,594	33,594	33,159
Ending Carryover	8,722	-58.45%	20,994	42,756	21,914	33,594
Tax Levy	\$ -	N/A	\$ -	\$ -	\$ -	\$ -

265-1804-66125-000-000	2015 Adopted	Incr/Decr 2014 Budget	2014 Budget	2013 Budget	2012 Budget	2011 Budget
Number of Positions (FTE's)						
Regular	0.44	-	0.44	0.37	0.37	0.37
Part-Time/Temporary	-	-	-	-	-	-
Request for Program Improvement	-	-	-	-	-	-
Total	0.44	-	0.44	0.37	0.37	0.37

**WOOD COUNTY BUDGET
SUMMARY SHEET
2015**

DEPT	8	LAND CONSERVATION				
A/C NAME		YELLOW RIVER NON-POINT SOURCE				
FUNCTION		56126				
Category	2015 Adopted Budget	% Incr (Decr) 2014 Budget	2014 Revised Budget	Actual Through 6/30/2014	2014 Estimated	2013 Actual
Personal Services	\$ -	N/A	\$ -	\$ -	\$ -	\$ -
Contractual Services	-	N/A	-	-	-	-
Supplies and Expense	-	N/A	-	-	-	-
Fixed Charges	-	N/A	-	-	-	-
Debt Service	-	N/A	-	-	-	-
Grants, Contributions & Other	-	N/A	-	-	-	-
Total Operating Expenditures	-	N/A	-	-	-	-
Capital Outlay	-	N/A	-	-	-	-
Other Financing Uses	-	-100.00%	4,636	-	5,488	2,001
Total Expenditures	\$ -	-100.00%	\$ 4,636	\$ -	\$ 5,488	\$ 2,001
Taxes	-	N/A	-	-	-	-
Intergovernmental	-	N/A	-	-	-	-
Licenses and Permits	-	N/A	-	-	-	-
Fines, Forfeits and Penalties	-	N/A	-	-	-	-
Public Charges for Services	-	N/A	-	-	-	-
Intergovernmental Charges	-	N/A	-	-	-	-
Miscellaneous	-	N/A	-	-	-	-
Other Financing Sources	-	N/A	-	-	-	-
Total Revenues	\$ -	N/A	\$ -	\$ -	\$ -	\$ -
Beginning Carryover	-	-100.00%	5,488	5,488	5,488	7,489
Ending Carryover	-	-100.00%	852	5,488	-	5,488
Tax Levy	\$ -	N/A	\$ -	\$ -	\$ -	\$ -

263-1805-66124-000-000	2015	Incr/Decr	2014	2013	2012	2011
Number of Positions (FTE's)	Adopted	2014 Budget	Budget	Budget	Budget	Budget
Regular	-	-	-	-	-	-
Part-Time/Temporary	-	-	-	-	-	-
Request for Program Improvement	-	-	-	-	-	-
Total	-	-	-	-	-	-

**WOOD COUNTY BUDGET
SUMMARY SHEET
2015**

DEPT	7	LAND CONSERVATION
A/C NAME		LAND CONSERVATION TRUST
FUNCTION		56127

Category	2015 Adopted Budget	% Incr (Decr) 2014 Budget	2014 Revised Budget	Actual Through 6/30/2014	2014 Estimated	2013 Actual
Personal Services	\$ -	N/A	\$ -	\$ -	\$ -	\$ -
Contractual Services	-	N/A	-	-	-	-
Supplies and Expense	25,000	0.00%	25,000	17,605	20,000	15,803
Fixed Charges	-	N/A	-	-	-	-
Debt Service	-	N/A	-	-	-	-
Grants, Contributions & Other	150	0.00%	150	-	-	-
Total Operating Expenditures	25,150	0.00%	25,150	17,605	20,000	15,803
Capital Outlay	-	N/A	-	-	-	-
Other Financing Uses	20,341	51.52%	13,425	-	-	7,242
Total Expenditures	\$ 45,491	17.93%	\$ 38,575	\$ 17,605	\$ 20,000	\$ 23,045
Taxes	-	N/A	-	-	-	-
Intergovernmental	-	N/A	-	-	-	-
Licenses and Permits	-	N/A	-	-	-	-
Fines, Forfeits and Penalties	-	N/A	-	-	-	-
Public Charges for Services	27,900	0.00%	27,900	16,725	22,500	22,713
Intergovernmental Charges	-	N/A	-	-	-	-
Miscellaneous	-	-100.00%	10	-	-	-
Other Financing Sources	-	N/A	-	-	-	-
Total Revenues	\$ 27,900	-0.04%	\$ 27,910	\$ 16,725	\$ 22,500	\$ 22,713
Beginning Carryover	31,150		28,650	28,650	28,650	28,982
Ending Carryover	13,559		17,985	27,769	31,150	28,650
Tax Levy	\$ -	N/A	\$ -	\$ -	\$ -	\$ -

Number of Positions (FTE's)	2015 Adopted	Incr/Decr 2014 Budget	2014 Budget	2013 Budget	2012 Budget	2011 Budget
Regular	-	-	-	-	-	-
Part-Time/Temporary	-	-	-	-	-	-
Request for Program Improvement	-	-	-	-	-	-
Total	-	-	-	-	-	-

**WOOD COUNTY BUDGET
SUMMARY SHEET
2015**

DEPT	9	LAND CONSERVATION				
A/C NAME		PERMITS & FINES				
FUNCTION		59210				
Category	2015 Adopted Budget	% Incr (Decr) 2014 Budget	2014 Revised Budget	Actual Through 6/30/2014	2014 Estimated	2013 Actual
Personal Services	\$ -	N/A	\$ -	\$ -	\$ -	\$ -
Contractual Services	-	N/A	-	-	-	-
Supplies and Expense	-	N/A	-	-	-	-
Fixed Charges	-	N/A	-	-	-	-
Debt Service	-	N/A	-	-	-	-
Grants, Contributions & Other	-	N/A	-	-	-	-
Total Operating Expenditures	-	N/A	-	-	-	-
Capital Outlay	-	N/A	-	-	-	-
Other Financing Uses	-	N/A	-	-	-	-
Total Expenditures	\$ -	N/A	\$ -	\$ -	\$ -	\$ -
Taxes	-	N/A	-	-	-	-
Intergovernmental	-	N/A	-	-	-	-
Licenses and Permits	1,000	400.00%	200	1,127	1,727	1,350
Fines, Forfeits and Penalties	-	N/A	-	-	-	-
Public Charges for Services	-	N/A	-	-	-	-
Intergovernmental Charges	-	N/A	-	-	-	-
Miscellaneous	-	N/A	-	-	-	-
Other Financing Sources	-	N/A	-	-	-	-
Total Revenues	\$ 1,000	400.00%	\$ 200	\$ 1,127	\$ 1,727	\$ 1,350
Beginning Carryover	3,077		1,350	1,350	1,350	-
Ending Carryover	4,077		1,550	2,477	3,077	1,350
Tax Levy	\$ -	N/A	\$ -	\$ -	\$ -	\$ -

Number of Positions (FTE's)	2015 Adopted	Incr/Decr 2014 Budget	2014 Budget	2013 Budget	2012 Budget	2011 Budget
Regular	-	-	-	-	-	-
Part-Time/Temporary	-	-	-	-	-	-
Request for Program Improvement	-	-	-	-	-	-
Total	-	-	-	-	-	-

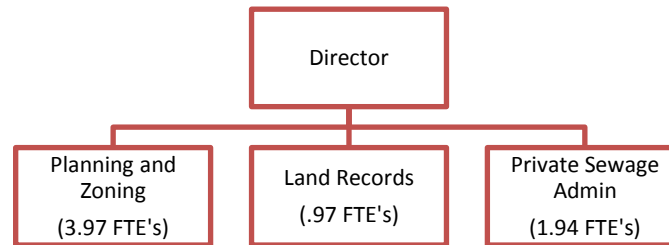
Planning and Zoning

Statement of Purpose

To encourage orderly development and land uses that preserve property values and protect the County's natural resources to enhance the quality of life of Wood County Residents.

Department Goals

- Planning
 - Develop and maintain a county comprehensive plan that meets the requirements of Wis. Statutes.
 - Encourage orderly development.
 - Improve the County's quality of life to attract new residents and encourage economic development.
- Land Records Management
 - Reduce redundancies in mapping and data set development.
 - Improve quality of products and services.
 - Develop an efficient delivery system for products and services offered to the public.
- Code Enforcement
 - Protect the health, safety and general welfare of County residents.
 - Protect the County's natural resources and property values.
 - Assist growth through proper land use management.
 - Assure that Wood County remains in good standing with the State of Wisconsin.
- Surveyor
 - Assure accessible and accurate surveys and survey records recorded and/or used in Wood County.
 - Fulfill all responsibilities of Wis. Statutes pertaining to the office of County Surveyor.



Number of Positions (FTE)	2014	2013	2012	2011	2010	2009	2008	2007	2006	2005	2004	2003
Total	6.88	6.91	6.88	6.41	6.41	6.62	6.41	6.90	7.35	7.35	8.13	7.68

WOOD COUNTY PLANNING & ZONING DEPARTMENT BUDGET SUMMARY								
Category	Planning & Zoning 56310	Land Records 56320	Private Sewage Admin 56943	Census Redistricting 56315	Surveyor 56340	2015 Total	Incr(Decr) 2014 Budget	2014 Total
Personal Services	\$ 315,784	\$ 72,723	\$ 121,347	\$ -	\$ -	\$ 509,854	-1.75%	\$ 518,928
Contractual Services	2,060	31,189	5,908	-	42,507	81,664	-45.91%	150,965
Supplies and Expense	5,305	189,930	69,416	4,500	1,640	270,791	-12.15%	308,244
Fixed Charges	6,468	1,470	14,851	-	603	23,392	-5.91%	24,862
Debt Service	-	-	-	-	-	-	N/A	-
Grants, Contributions & Other	-	-	50,000	-	-	50,000	0.00%	50,000
Total Operating Expenditures	329,617	295,312	261,522	4,500	44,750	935,701	-11.14%	1,052,999
Capital Outlay	117,436	10,000	5,000	-	-	132,436	307.50%	32,500
Other Financing Uses	-	-	-	-	-	-	N/A	-
Total Expenditures	\$ 447,053	\$ 305,312	\$ 266,522	\$ 4,500	\$ 44,750	\$ 1,068,137	-1.60%	\$ 1,085,499
Taxes	-	-	-	-	-	-	N/A	-
Intergovernmental	9,625	51,000	50,000	-	-	110,625	116.91%	51,000
Licenses and Permits	3,750	-	119,980	-	-	123,730	-6.27%	132,000
Fines, Forfeits and Penalties	-	-	9,000	-	-	9,000	-40.00%	15,000
Public Charges for Services	-	96,100	3,000	-	-	99,100	1.02%	98,100
Intergovernmental Charges	67,436	-	-	-	-	67,436	953.69%	6,400
Miscellaneous	-	-	-	-	-	-	N/A	-
Other Financing Sources	-	-	-	-	-	-	N/A	-
Total Revenues	\$ 80,811	\$ 147,100	\$ 181,980	\$ -	\$ -	\$ 409,891	35.50%	\$ 302,500
Beginning Carryover	-	158,212	84,542	2,250	-	245,004	-39.28%	403,486
Ending Carryover	-	-	-	-	-	-	0.00%	-
Tax Levy	\$ 366,242	\$ (0)	\$ -	\$ 2,250	\$ 44,750	\$ 413,242	8.89%	\$ 379,513
Number of Positions (FTE's)	\$ 4	\$ 1	\$ 2	\$ -	\$ -	\$ 7	0.00%	\$ 7

**WOOD COUNTY BUDGET
SUMMARY SHEET
2015**

DEPT A/C NAME FUNCTION	2	PLANNING & ZONING SUMMARY					TOTAL
Category	2015 Adopted Budget	% Incr (Decr) 2014 Budget	2014 Revised Budget	Actual Through 6/30/2014	2014 Estimated	2013 Actual	
Personal Services	\$ 509,854	-1.75%	\$ 518,928	\$ 200,943	\$ 432,325	\$ 510,974	
Contractual Services	81,664	-45.91%	150,965	8,812	150,836	43,487	
Supplies and Expense	270,791	-12.15%	308,244	9,910	39,727	43,397	
Fixed Charges	23,392	-5.91%	24,862	14,006	23,559	25,066	
Debt Service	-	N/A	-	-	-	-	
Grants, Contributions & Other	50,000	0.00%	50,000	-	50,000	63,824	
Total Operating Expenditures	935,701	-11.14%	1,052,999	233,671	696,446	686,747	
Capital Outlay	132,436	307.50%	32,500	4,725	29,725	-	
Other Financing Uses	-	N/A	-	-	-	-	
Total Expenditures	\$ 1,068,137	-1.60%	\$ 1,085,499	\$ 238,396	\$ 726,171	\$ 686,747	
Taxes	-	N/A	-	-	-	-	
Intergovernmental	110,625	116.91%	51,000	1,000	51,000	67,874	
Licenses and Permits	123,730	-6.27%	132,000	21,400	118,630	156,545	
Fines, Forfeits and Penalties	9,000	-40.00%	15,000	25,696	27,000	50,767	
Public Charges for Services	99,100	1.02%	98,100	31,047	99,080	101,196	
Intergovernmental Charges	67,436	953.69%	6,400	-	3,000	-	
Miscellaneous	-	N/A	-	81	-	2,919	
Other Financing Sources	-	N/A	-	-	-	-	
Total Revenues	\$ 409,891	35.50%	\$ 302,500	\$ 79,224	\$ 298,710	\$ 379,302	
Beginning Carryover	245,004	-39.28%	403,486	362,337	362,337	294,289	
Ending Carryover	0	-3100.00%	(0)	341,916	245,004	362,337	
Tax Levy	\$ 413,242	8.89%	\$ 379,513	\$ 138,750	\$ 310,128	\$ 375,493	

101-2201-66310-000-000 Number of Positions (FTE's)	2015 Adopted	Incr/Decr 2014 Budget	2014 Budget	2013 Budget	2012 Budget	2011 Budget
Regular	6.88	-	6.88	6.91	6.88	6.41
Part-Time/Temporary	-	-	-	-	-	-
Request for Program Improvement	-	-	-	-	-	-
Total	6.88	-	6.88	6.91	6.88	6.41

**WOOD COUNTY BUDGET
SUMMARY SHEET
2015**

DEPT	2	PLANNING & ZONING
A/C NAME		
FUNCTION	56310	

Category	2015 Adopted Budget	% Incr (Decr) 2014 Budget	2014 Revised Budget	Actual Through 6/30/2014	2014 Estimated	2013 Actual
Personal Services	\$ 315,784	-3.80%	\$ 328,270	\$ 123,119	\$ 258,926	\$ 330,262
Contractual Services	2,060	32.90%	1,550	1,872	1,384	1,152
Supplies and Expense	5,305	-10.92%	5,955	1,436	3,555	5,420
Fixed Charges	6,468	5.38%	6,138	9,354	6,138	10,074
Debt Service	-	N/A	-	-	-	-
Grants, Contributions & Other	-	N/A	-	-	-	-
Total Operating Expenditures	329,617	-3.60%	341,913	135,781	270,003	346,907
Capital Outlay	117,436	N/A	-	-	-	-
Other Financing Uses	-	N/A	-	-	-	-
Total Expenditures	\$ 447,053	30.75%	\$ 341,913	\$ 135,781	\$ 270,003	\$ 346,907
Taxes	-	N/A	-	-	-	-
Intergovernmental	9,625	N/A	-	-	-	3,750
Licenses and Permits	3,750	25.00%	3,000	2,080	3,750	4,386
Fines, Forfeits and Penalties	-	N/A	-	-	-	-
Public Charges for Services	-	N/A	-	-	-	-
Intergovernmental Charges	67,436	953.69%	6,400	-	3,000	-
Miscellaneous	-	N/A	-	80	-	1,907
Other Financing Sources	-	N/A	-	-	-	-
Total Revenues	\$ 80,811	759.69%	\$ 9,400	\$ 2,160	\$ 6,750	\$ 10,043
Beginning Carryover	-	N/A	-	-	-	-
Ending Carryover	-	N/A	-	-	-	-
Tax Levy	\$ 366,242	10.14%	\$ 332,513	\$ 133,621	\$ 263,253	\$ 336,864

101-2201-66310-000-000 Number of Positions (FTE's)	2015 Adopted	Incr/Decr 2014 Budget	2014 Budget	2013 Budget	2012 Budget	2011 Budget
Regular	3.97	-	3.97	3.97	3.97	3.97
Part-Time/Temporary	-	-	-	-	-	-
Request for Program Improvement	-	-	-	-	-	-
Total	3.97	-	3.97	3.97	3.97	3.97

**WOOD COUNTY BUDGET
SUMMARY SHEET
2015**

DEPT	3	PLANNING & ZONING LAND RECORDS 261-56320
A/C NAME		
FUNCTION		

Category	2015 Adopted Budget	% Incr (Decr) 2014 Budget	2014 Revised Budget	Actual Through 6/30/2014	2014 Estimated	2013 Actual
Personal Services	\$ 72,723	12.98%	\$ 64,369	\$ 31,862	\$ 68,006	\$ 60,556
Contractual Services	31,189	-40.42%	52,350	389	52,100	848
Supplies and Expense	189,930	5.02%	180,858	2,552	17,670	13,474
Fixed Charges	1,470	0.00%	1,470	954	1,470	1,470
Debt Service	-	N/A	-	-	-	-
Grants, Contributions & Other	-	N/A	-	-	-	-
Total Operating Expenditures	295,312	-1.25%	299,047	35,757	139,246	76,348
Capital Outlay	10,000	33.33%	7,500	4,725	4,725	-
Other Financing Uses	-	N/A	-	-	-	-
Total Expenditures	\$ 305,312	-0.40%	\$ 306,547	\$ 40,482	\$ 143,971	\$ 76,348
Taxes	-	N/A	-	-	-	-
Intergovernmental	51,000	5000.00%	1,000	1,000	1,000	300
Licenses and Permits	-	N/A	-	-	-	-
Fines, Forfeits and Penalties	-	N/A	-	-	-	-
Public Charges for Services	96,100	0.00%	96,100	30,147	96,080	97,656
Intergovernmental Charges	-	N/A	-	-	-	-
Miscellaneous	-	N/A	-	-	-	-
Other Financing Sources	-	N/A	-	-	-	-
Total Revenues	\$ 147,100	51.49%	\$ 97,100	\$ 31,147	\$ 97,080	\$ 97,956
Beginning Carryover	158,212	-24.46%	209,447	205,103	205,103	183,496
Ending Carryover	(0)	-105.13%	0	195,768	158,212	205,103
Tax Levy	\$ -	N/A	\$ -	\$ -	\$ -	\$ -

261-2202-66320-000-000 Number of Positions (FTE's)	2015 Adopted	Incr/Decr 2014 Budget	2014 Budget	2013 Budget	2012 Budget	2011 Budget
Regular	0.97	-	0.97	0.97	0.97	0.97
Part-Time/Temporary	-	-	-	-	-	-
Request for Program Improvement	-	-	-	-	-	-
Total	0.97	-	0.97	0.97	0.97	0.97

**WOOD COUNTY BUDGET
SUMMARY SHEET
2015**

DEPT	5	PLANNING & ZONING
A/C NAME		PRIVATE SEWAGE ADMINISTRATION
FUNCTION		262-56943

Category	2015 Adopted Budget	% Incr (Decr) 2014 Budget	2014 Revised Budget	Actual Through 6/30/2014	2014 Estimated	2013 Actual
Personal Services	\$ 121,347	-3.91%	\$ 126,289	\$ 45,962	\$ 105,392	\$ 120,156
Contractual Services	5,908	-89.65%	57,058	2,313	57,370	9,064
Supplies and Expense	69,416	-39.66%	115,041	5,332	14,462	18,901
Fixed Charges	14,851	-10.81%	16,651	3,396	15,348	12,919
Debt Service	-	N/A	-	-	-	-
Grants, Contributions & Other	50,000	0.00%	50,000	-	50,000	63,824
Total Operating Expenditures	261,522	-28.36%	365,039	57,004	242,572	224,863
Capital Outlay	5,000	-80.00%	25,000	-	25,000	-
Other Financing Uses	-	N/A	-	-	-	-
Total Expenditures	\$ 266,522	-31.67%	\$ 390,039	\$ 57,004	\$ 267,572	\$ 224,863
Taxes	-	N/A	-	-	-	-
Intergovernmental	50,000	0.00%	50,000	-	50,000	63,824
Licenses and Permits	119,980	-6.99%	129,000	19,320	114,880	152,160
Fines, Forfeits and Penalties	9,000	-40.00%	15,000	25,696	27,000	50,767
Public Charges for Services	3,000	50.00%	2,000	900	3,000	3,540
Intergovernmental Charges	-	N/A	-	-	-	-
Miscellaneous	-	N/A	-	1	-	1,012
Other Financing Sources	-	N/A	-	-	-	-
Total Revenues	\$ 181,980	-7.15%	\$ 196,000	\$ 45,917	\$ 194,880	\$ 271,303
Beginning Carryover	84,542	-56.43%	194,039	157,234	157,234	110,794
Ending Carryover	0	-180.00%	(0)	146,147	84,542	157,234
Tax Levy	\$ -	N/A	\$ -	\$ -	\$ -	\$ -

262-2203-66943-000-000 Number of Positions (FTE's)	2015 Adopted	Incr/Decr 2014 Budget	2014 Budget	2013 Budget	2012 Budget	2011 Budget
Regular	1.94	-	1.94	1.97	1.94	1.47
Part-Time/Temporary	-	-	-	-	-	-
Request for Program Improvement	-	-	-	-	-	-
Total	1.94	-	1.94	1.97	1.94	1.47

**WOOD COUNTY BUDGET
SUMMARY SHEET
2015**

DEPT A/C NAME FUNCTION	8	PLANNING & ZONING CENSUS REDISTRICTING 56315
---------------------------------------	---	---

Category	2015 Adopted Budget	% Incr (Decr) 2014 Budget	2014 Revised Budget	Actual Through 6/30/2014	2014 Estimated	2013 Actual
Personal Services	\$ -	N/A	\$ -	\$ -	\$ -	\$ -
Contractual Services	-	N/A	-	-	-	-
Supplies and Expense	4,500	100.00%	2,250	-	-	-
Fixed Charges	-	N/A	-	-	-	-
Debt Service	-	N/A	-	-	-	-
Grants, Contributions & Other	-	N/A	-	-	-	-
Total Operating Expenditures	4,500	100.00%	2,250	-	-	-
Capital Outlay	-	N/A	-	-	-	-
Other Financing Uses	-	N/A	-	-	-	-
Total Expenditures	\$ 4,500	100.00%	\$ 2,250	\$ -	\$ -	\$ -
Taxes	-	N/A	-	-	-	-
Intergovernmental	-	N/A	-	-	-	-
Licenses and Permits	-	N/A	-	-	-	-
Fines, Forfeits and Penalties	-	N/A	-	-	-	-
Public Charges for Services	-	N/A	-	-	-	-
Intergovernmental Charges	-	N/A	-	-	-	-
Miscellaneous	-	N/A	-	-	-	-
Other Financing Sources	-	N/A	-	-	-	-
Total Revenues	\$ -	N/A	\$ -	\$ -	\$ -	\$ -
Beginning Carryover	2,250	N/A	-	-	-	-
Ending Carryover	-	N/A	-	-	2,250	-
Tax Levy	\$ 2,250	0.00%	\$ 2,250	\$ -	\$ 2,250	\$ -

Number of Positions (FTE's)	2015 Adopted	Incr/Decr 2014 Budget	2014 Budget	2013 Budget	2012 Budget	2011 Budget
Regular	-	-	-	-	-	-
Part-Time/Temporary	-	-	-	-	-	-
Request for Program Improvement	-	-	-	-	-	-
Total	-	-	-	-	-	-

**WOOD COUNTY BUDGET
SUMMARY SHEET
2015**

DEPT	7	PLANNING & ZONING
A/C NAME		SURVEYOR
FUNCTION		56340

Category	2015 Adopted Budget	% Incr (Decr) 2014 Budget	2014 Revised Budget	Actual Through 6/30/2014	2014 Estimated	2013 Actual
Personal Services	\$ -	N/A	\$ -	\$ -	\$ -	\$ -
Contractual Services	42,507	6.25%	40,007	4,238	39,982	32,423
Supplies and Expense	1,640	-60.39%	4,140	589	4,040	5,602
Fixed Charges	603	0.00%	603	302	603	603
Debt Service	-	N/A	-	-	-	-
Grants, Contributions & Other	-	N/A	-	-	-	-
Total Operating Expenditures	44,750	0.00%	44,750	5,129	44,625	38,629
Capital Outlay	-	N/A	-	-	-	-
Other Financing Uses	-	N/A	-	-	-	-
Total Expenditures	\$ 44,750	0.00%	\$ 44,750	\$ 5,129	\$ 44,625	\$ 38,629
Taxes	-	N/A	-	-	-	-
Intergovernmental (WisDOT Grant)	-	N/A	-	-	-	-
Licenses and Permits	-	N/A	-	-	-	-
Fines, Forfeits and Penalties	-	N/A	-	-	-	-
Public Charges for Services	-	N/A	-	-	-	-
Intergovernmental Charges	-	N/A	-	-	-	-
Miscellaneous	-	N/A	-	-	-	-
Other Financing Sources	-	N/A	-	-	-	-
Total Revenues	\$ -	N/A	\$ -	\$ -	\$ -	\$ -
Beginning Carryover	-	N/A	-	-	-	-
Ending Carryover	-	N/A	-	-	-	-
Tax Levy	\$ 44,750	0.00%	\$ 44,750	\$ 5,129	\$ 44,625	\$ 38,629

Number of Positions (FTE's)	2015 Adopted	Incr/Decr 2014 Budget	2014 Budget	2013 Budget	2012 Budget	2011 Budget
Regular	-	-	-	-	-	-
Part-Time/Temporary	-	-	-	-	-	-
Request for Program Improvement	-	-	-	-	-	-
Total	-	-	-	-	-	-

Transportation and Economic Development

Statement of Purpose

The County Board's Conservation, Education and Economic Development Committee is charged with overseeing day-to-day economic development activities in Wood County. Planning staff are responsible for working with development prospects and participate on the Boards of Directors for Centergy (the economic development organization for Wood, Portage and Marathon counties) and the North Central Advantage Technology Zone (the group that recommends tax credits for technology business expansion). The staff is also responsible for administering Wood County's revolving loan fund program (described below). Finally, Wood County provides financial support to both economic development agencies in the county; the Heart of Wisconsin Business & Economic Alliance (HOWBEA) in Wisconsin Rapids and the Marshfield Area Chamber of Commerce & Industry (MACCI) in Marshfield.

Conservation, Education & Economic Development (CEED) Committee

The CEED Committee is a standing committee of the County Board. The committee includes five members of the County Board who are appointed by the County Board Chairman and serve a two-year term. The Planning & Zoning Director is the support staff for the committee for economic development purposes.

Wood County Revolving Loan Fund

Revolving Loan Funds are available to businesses and industries for projects that create new jobs, leverage additional private investment in the County and expand the County's tax base. Eligible and ineligible projects are listed in the Revolving Loan Fund Manual and the Revolving Loan Fund Brochure. The minimum loan amount is \$20,000 because loans are structured to allow \$20,000 for each FTE position created or retained (the owner is not counted as an employee for the purpose of the loan). The maximum amount of any loan will be 50% of the fund balance. Any type of legitimate, viable business is eligible to apply.

Wood County Economic Development & Tourism

Wood County has participated in programs and activities to assist with business and industrial development that creates jobs, improves Wood County's business climate and makes Wood County a better place to live.

The Economic Development Committee was originally called the "Transportation & Economic Development Committee." Their function in the area transportation was, and is, to support of area highway improvements, to monitor state legislation that will affect transportation projects and to recommend what projects the County Board should support and what grants they should apply for. In their transportation role, the Economic Development Committee provides financial support to the two airports and has been very active in getting grants for and constructing multi-use trails. The following list summarizes recent activities. It is important to note that this committee does not plan, construct or maintain county roads; that is the function of the Wood County Highway Committee.

WOOD COUNTY ECONOMIC DEVELOPMENT BUDGET SUMMARY					
Category	Economic Development 56750	CDBG-ED 56780	2015 Total	Incr(Decr) 2014 Budget	2014 Total
Personal Services	\$ -	\$ -	\$ -	N/A	\$ -
Contractual Services	212,000	-	212,000	N/A	-
Supplies and Expense	1,560	-	1,560	0.00%	1,560
Fixed Charges	-	-	-	N/A	-
Debt Service	-	-	-	N/A	-
Grants, Contributions & Other	129,927	-	129,927	13.80%	114,168
Total Operating Expenditures	343,487	-	343,487	196.81%	115,728
Capital Outlay	-	-	-	N/A	-
Other Financing Uses	-	-	-	N/A	-
Total Expenditures	\$ 343,487	\$ -	\$ 343,487	196.81%	\$ 115,728
Taxes	-	-	-	N/A	-
Intergovernmental	212,000	-	212,000	N/A	-
Licenses and Permits	-	-	-	N/A	-
Fines, Forfeits and Penalties	-	-	-	N/A	-
Public Charges for Services	-	-	-	N/A	-
Intergovernmental Charges	-	-	-	N/A	-
Miscellaneous	-	1,305	1,305	0.00%	1,305
Other Financing Sources	-	-	-	N/A	-
Total Revenues	\$ 212,000	\$ 1,305	\$ 213,305	16245.21%	\$ 1,305
Beginning Carryover	8,348	4,260	12,608	688.45%	1,599
Ending Carryover	-	5,565	5,565	28.98%	4,315
Tax Levy	\$ 123,139	\$ -	\$ 123,139	5.12%	\$ 117,139
Number of Positions (FTE's)	-	-	-	-	-

**WOOD COUNTY BUDGET
SUMMARY SHEET
2015**

DEPT A/C NAME FUNCTION	6	TRANSPORTATION & ECON DEV SUMMARY TOTAL				
Category	2015 Adopted Budget	% Incr (Decr) 2014 Budget	2014 Revised Budget	Actual Through 6/30/2014	2014 Estimated	2013 Actual
Personal Services	\$ -	N/A	\$ -	\$ -	\$ -	\$ -
Contractual Services	212,000	N/A	-	8,000	8,000	-
Supplies and Expense	1,560	0.00%	1,560	1,870	1,360	2,120
Fixed Charges	-	N/A	-	-	-	-
Debt Service	-	N/A	-	-	-	-
Grants, Contributions & Other	129,927	13.80%	114,168	69,000	111,000	50,500
Total Operating Expenditures	343,487	196.81%	115,728	78,870	120,360	52,620
Capital Outlay	-	N/A	-	-	-	-
Other Financing Uses	-	N/A	-	-	-	-
Total Expenditures	\$ 343,487	196.81%	\$ 115,728	\$ 78,870	\$ 120,360	\$ 52,620
Taxes	-	N/A	-	-	-	-
Intergovernmental	212,000	N/A	-	-	-	-
Licenses and Permits	-	N/A	-	-	-	-
Fines, Forfeits and Penalties	-	N/A	-	-	-	-
Public Charges for Services	-	N/A	-	-	-	-
Intergovernmental Charges	-	N/A	-	-	-	491
Miscellaneous	1,305	0.00%	1,305	8,596	9,250	1,305
Other Financing Sources	-	N/A	-	-	-	-
Total Revenues	\$ 213,305	16245.21%	\$ 1,305	\$ 8,596	\$ 9,250	\$ 1,796
Beginning Carryover	12,608	688.45%	1,599	6,579	6,579	2,196
Ending Carryover	5,565	28.98%	4,315	53,444	12,608	6,579
Tax Levy	\$ 123,139	5.12%	\$ 117,139	\$ 117,139	\$ 117,139	\$ 55,208

101-2201-66310-000-000 Number of Positions (FTE's)	2015 Adopted	Incr/Decr 2010 Budget	2014 Budget	2013 Budget	2012 Budget	2011 Budget
Regular	-	-	-	-	-	-
Part-Time/Temporary	-	-	-	-	-	-
Request for Program Improvement	-	-	-	-	-	-
Total	-	-	-	-	-	-

**WOOD COUNTY BUDGET
SUMMARY SHEET
2015**

DEPT	4	TRANSPORTATION & ECON DEV				
A/C NAME		CDBG-ED				
FUNCTION		56780				
Category	2015 Adopted Budget	% Incr (Decr) 2014 Budget	2014 Revised Budget	Actual Through 6/30/2014	2014 Estimated	2013 Actual
Personal Services	\$ -	N/A	\$ -	\$ -	\$ -	\$ -
Contractual Services	-	N/A	-	8,000	8,000	-
Supplies and Expense	-	N/A	-	-	-	-
Fixed Charges	-	N/A	-	-	-	-
Debt Service	-	N/A	-	-	-	-
Grants, Contributions & Other	-	N/A	-	-	-	-
Total Operating Expenditures	-	N/A	-	8,000	8,000	-
Capital Outlay	-	N/A	-	-	-	-
Other Financing Uses	-	N/A	-	-	-	-
Total Expenditures	\$ -	N/A	\$ -	\$ 8,000	\$ 8,000	\$ -
Taxes	-	N/A	-	-	-	-
Intergovernmental	-	N/A	-	-	-	-
Licenses and Permits	-	N/A	-	-	-	-
Fines, Forfeits and Penalties	-	N/A	-	-	-	-
Public Charges for Services	-	N/A	-	-	-	-
Intergovernmental Charges	-	N/A	-	-	-	-
Miscellaneous	1,305	0.00%	1,305	8,596	9,250	1,305
Other Financing Sources	-	N/A	-	-	-	-
Total Revenues	\$ 1,305	0.00%	\$ 1,305	\$ 8,596	\$ 9,250	\$ 1,305
Beginning Carryover	4,260	41.53%	3,010	3,010	3,010	1,705
Ending Carryover	5,565	28.97%	4,315	3,606	4,260	3,010
Tax Levy	\$ -	N/A	\$ -	\$ -	\$ -	\$ -

261-2202-66320-000-000	2015 Adopted	Incr/Decr 2010 Budget	2014 Budget	2013 Budget	2012 Budget	2011 Budget
Number of Positions (FTE's)						
Regular	-	-	-	-	-	-
Part-Time/Temporary	-	-	-	-	-	-
Request for Program Improvement	-	-	-	-	-	-
Total	-	-	-	-	-	-

**WOOD COUNTY BUDGET
SUMMARY SHEET
2015**

DEPT	5	TRANSPORTATION & ECON DEV				
A/C NAME		ECONOMIC DEVELOPMENT				
FUNCTION		56750				
Category	2015 Adopted Budget	% Incr (Decr) 2014 Budget	2014 Revised Budget	Actual Through 6/30/2014	2014 Estimated	2013 Actual
Personal Services	\$ -	N/A	\$ -	\$ -	\$ -	\$ -
Contractual Services	212,000	N/A	-	-	-	-
Supplies and Expense	1,560	0.00%	1,560	1,870	1,360	2,120
Fixed Charges	-	N/A	-	-	-	-
Debt Service	-	N/A	-	-	-	-
Grants, Contributions & Other	129,927	13.80%	114,168	69,000	111,000	50,500
Total Operating Expenditures	343,487	196.81%	115,728	70,870	112,360	52,620
Capital Outlay	-	N/A	-	-	-	-
Other Financing Uses	-	N/A	-	-	-	-
Total Expenditures	\$ 343,487	196.81%	\$ 115,728	\$ 70,870	\$ 112,360	\$ 52,620
Taxes	-	N/A	-	-	-	-
Intergovernmental	212,000	N/A	-	-	-	-
Licenses and Permits	-	N/A	-	-	-	-
Fines, Forfeits and Penalties	-	N/A	-	-	-	-
Public Charges for Services	-	N/A	-	-	-	-
Intergovernmental Charges	-	N/A	-	-	-	491
Miscellaneous	-	N/A	-	-	-	-
Other Financing Sources	-	N/A	-	-	-	-
Total Revenues	\$ 212,000	N/A	\$ -	\$ -	\$ -	\$ 491
Beginning Carryover	8,348	-691.66%	(1,411)	3,569	3,569	491
Ending Carryover	0	N/A	-	49,838	8,348	3,569
Tax Levy	\$ 123,139	5.12%	\$ 117,139	\$ 117,139	\$ 117,139	\$ 55,208

262-2203-66943-000-000	2015	Incr/Decr	2014	2013	2012	2011
Number of Positions (FTE's)	Adopted	2010 Budget	Budget	Budget	Budget	Budget
Regular	-	-	-	-	-	-
Part-Time/Temporary	-	-	-	-	-	-
Request for Program Improvement	-	-	-	-	-	-
Total	-	-	-	-	-	-

Payment in Lieu of Taxes (PILOT)

Statement of Purpose

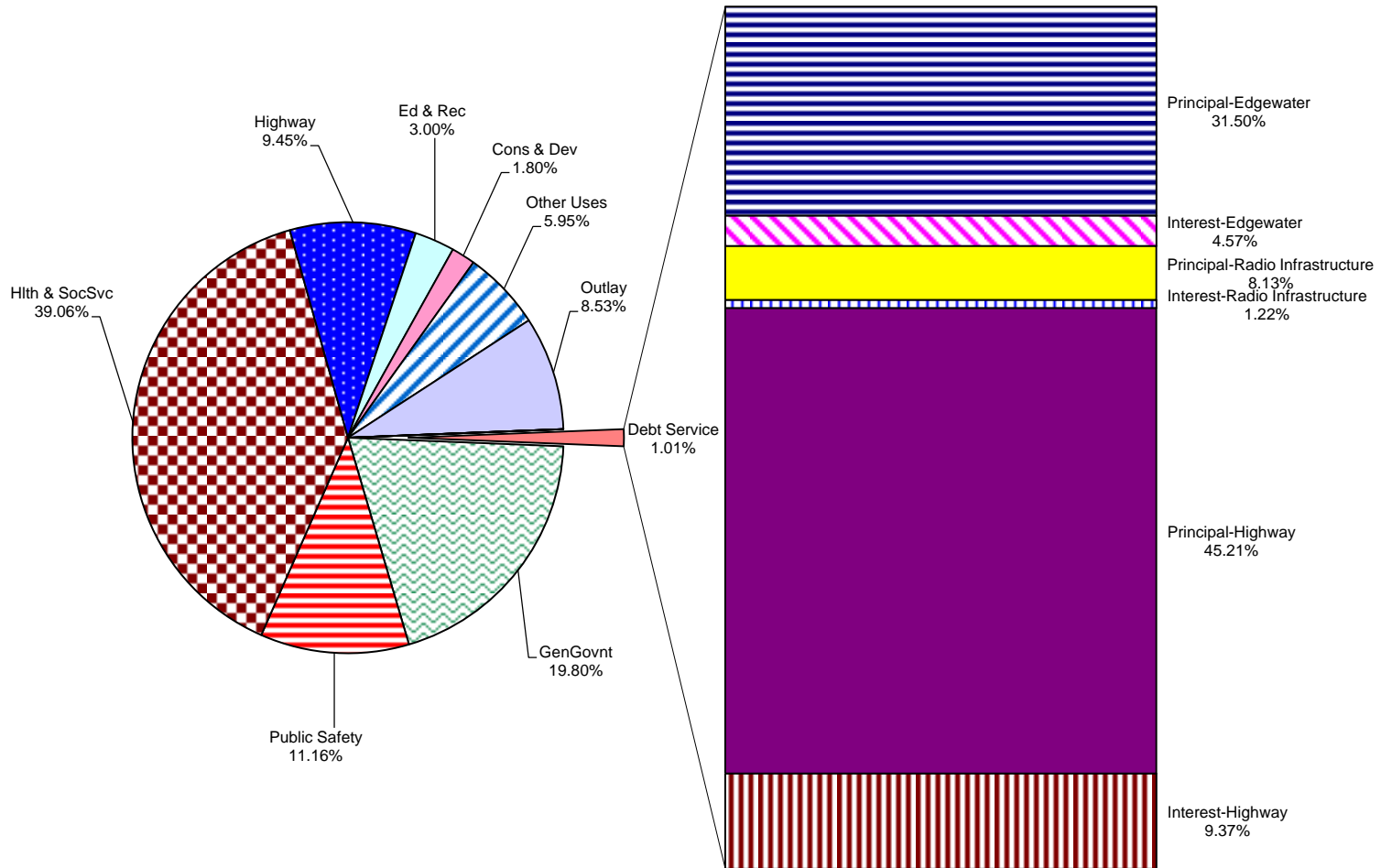
The county makes voluntary payments in lieu of taxes for county-owned health centers and airports. In the past, payments have been based on assessed valuations, provided by the local assessor's times the local tax rate.

WOOD COUNTY BUDGET SUMMARY SHEET 2015						
DEPT A/C NAME FUNCTION	5 GENERAL COUNTY PAYMENT IN LIEU OF TAXES 56740					
Category	2015 Adopted Budget	% Incr(Decr) 2014 Budget	2014 Revised Budget	Actual Through 6/30/2014	2014 Estimated	2013 Actual
Personal Services	\$ -	N/A	\$ -	\$ -	\$ -	\$ -
Contractual Services	-	N/A	-	-	-	-
Supplies and Expense	-	N/A	-	-	-	-
Fixed Charges	-	N/A	-	-	-	-
Debt Service	-	N/A	-	-	-	-
Grants, Contributions & Other	77,345	0.00%	77,345	-	77,345	77,345
Total Operating Expenditures	77,345	0.00%	77,345	-	77,345	77,345
Capital Outlay	-	N/A	-	-	-	-
Other Financing Uses	-	N/A	-	-	-	-
Total Expenditures	\$ 77,345	0.00%	\$ 77,345	\$ -	\$ 77,345	\$ 77,345
Taxes	13,350	0.00%	13,350	13,394	13,394	13,121
Intergovernmental	-	N/A	-	-	-	-
Licenses and Permits	-	N/A	-	-	-	-
Fines, Forfeits and Penalties	-	N/A	-	-	-	-
Public Charges for Services	-	N/A	-	-	-	-
Intergovernmental Charges	-	N/A	-	-	-	-
Miscellaneous	-	N/A	-	-	-	-
Other Financing Sources	-	N/A	-	-	-	-
Total Revenues	\$ 13,350	0.00%	\$ 13,350	\$ 13,394	\$ 13,394	\$ 13,121
Beginning Carryover	-	N/A	-	-	-	-
Ending Carryover	-	N/A	-	-	-	-
Tax Levy	\$ 63,995	0.00%	\$ 63,995	\$ (13,394)	\$ 63,951	\$ 64,224

DEBT SERVICE

COUNTY OF WOOD

2015 Expense Budget by Activity



Detail by Percentage of Debt Service Expenses

Debt Service

Statement of Purpose

The Debt Service Fund accounts for financial resources that are restricted, committed, or assigned to expenditures for principal and interest on all general long-term debt of governmental activities, including amounts accumulated for principal and interest maturing in future years.

As part of Wisconsin's State Budget Bill (1993 Act 16), new legislation was passed that limits the County's future tax levy rates. Generally, the County is limited to its 1992 tax levy rate. In addition, the State imposed tax levy limits in 2004 that allowed only a 2% increase over the previous year unless net new construction exceeded 2%. Wood County was limited to the 2% tax levy increase for the 2006, 2007 and 2009 budget years. The allowable levy limit increase was 3.86% in 2008 and 3% for 2010 and 2011 and 0% for 2012 and 2013.

The County may exceed the limitation by holding a referendum (according to State Statutes) authorizing the County Board to approve a higher rate. The County may also exceed the rate if it increases the services it provides due to a transfer of these services from another governmental unit. Wood County transferred dispatch services from the Cities of Wisconsin Rapids and Marshfield in 2006.

The State Budget Bill also imposes restrictions on the County's ability to issue new debt. Generally, referendum approval is required to issue unlimited tax general obligation debt, with the following exceptions:

- Refunding debt issues
- 75% approval by the County Board
- A reasonable expectation that the new debt can be accommodated within the existing tax rate
- Other exceptions as listed in State Statutes Section 67.045

WOOD COUNTY BUDGET SUMMARY SHEET 2015						
DEPT A/C NAME FUNCTION	3 FINANCE 2012 CPF-EDGEWATER 57120-57620					
Category	2015 Adopted Budget	% Incr(Decr) 2014 Budget	2014 Revised Budget	Actual Through 6/30/2014	2014 Estimated	2013 Actual
Personal Services	\$ -	N/A	\$ -	\$ -	\$ -	\$ -
Contractual Services	-	N/A	-	-	-	1,300
Supplies and Expense	-	N/A	-	-	-	-
Fixed Charges	-	N/A	-	-	-	-
Debt Service	-	N/A	-	-	-	-
Grants, Contributions & Other	-	N/A	-	-	-	-
Total Operating Expenditures	-	N/A	-	-	-	1,300
Capital Outlay	-	-100.00%	1,030,101	681,032	1,030,005	1,436,335
Other Financing Uses	-	N/A	-	-	-	-
Total Expenditures	\$ -	-100.00%	\$ 1,030,101	\$ 681,032	\$ 1,030,005	\$ 1,437,635
Taxes	-	N/A	-	-	-	-
Intergovernmental	-	N/A	-	-	-	-
Licenses and Permits	-	N/A	-	-	-	-
Fines, Forfeits and Penalties	-	N/A	-	-	-	-
Public Charges for Services	-	N/A	-	-	-	-
Intergovernmental Charges	-	N/A	-	-	-	-
Miscellaneous	-	N/A	-	-	-	-
Other Financing Sources	-	N/A	-	-	-	-
Total Revenues	\$ -	N/A	\$ -	\$ -	\$ -	\$ -
Beginning Carryover	(0)	-100.00%	1,030,005	1,030,005	1,030,005	2,467,639
Ending Carryover	(0)	-100.00%	(96)	348,972	(0)	1,030,005
Tax Levy	\$ -	N/A	\$ -	\$ -	\$ -	\$ -

WOOD COUNTY BUDGET SUMMARY SHEET 2015						
DEPT A/C NAME FUNCTION	5	FINANCE Debt Service 58140-58260				
Category	2015 Adopted Budget	% Incr(Decr) 2014 Budget	2014 Revised Budget	Actual Through 6/30/2014	2014 Estimated	2013 Actual
Personal Services	\$ -	N/A	\$ -	\$ -	\$ -	\$ -
Contractual Services	-	N/A	-	-	-	-
Supplies and Expense	-	N/A	-	-	-	-
Fixed Charges	-	N/A	-	-	-	-
Debt Service	984,197	116.40%	454,800	32,400	454,800	466,267
Grants, Contributions & Other	-	N/A	-	-	-	-
Total Operating Expenditures	984,197	116.40%	454,800	32,400	454,800	466,267
Capital Outlay	-	N/A	-	-	-	-
Other Financing Uses	-	N/A	-	-	-	-
Total Expenditures	\$ 984,197	116.40%	\$ 454,800	\$ 32,400	\$ 454,800	\$ 466,267
Taxes	-	N/A	-	-	-	-
Intergovernmental	-	N/A	-	-	-	-
Licenses and Permits	-	N/A	-	-	-	-
Fines, Forfeits and Penalties	-	N/A	-	-	-	-
Public Charges for Services	-	N/A	-	-	-	-
Intergovernmental Charges	-	N/A	-	-	-	-
Miscellaneous	-	N/A	-	-	-	-
Other Financing Sources	-	N/A	-	-	-	-
Total Revenues	\$ -	N/A	\$ -	\$ -	\$ -	\$ -
Beginning Carryover	-	N/A	-	-	-	248,466
Ending Carryover	-	N/A	-	-	-	-
Tax Levy	\$ 984,197	116.40%	\$ 454,800	\$ 32,400	\$ 454,800	\$ 217,801

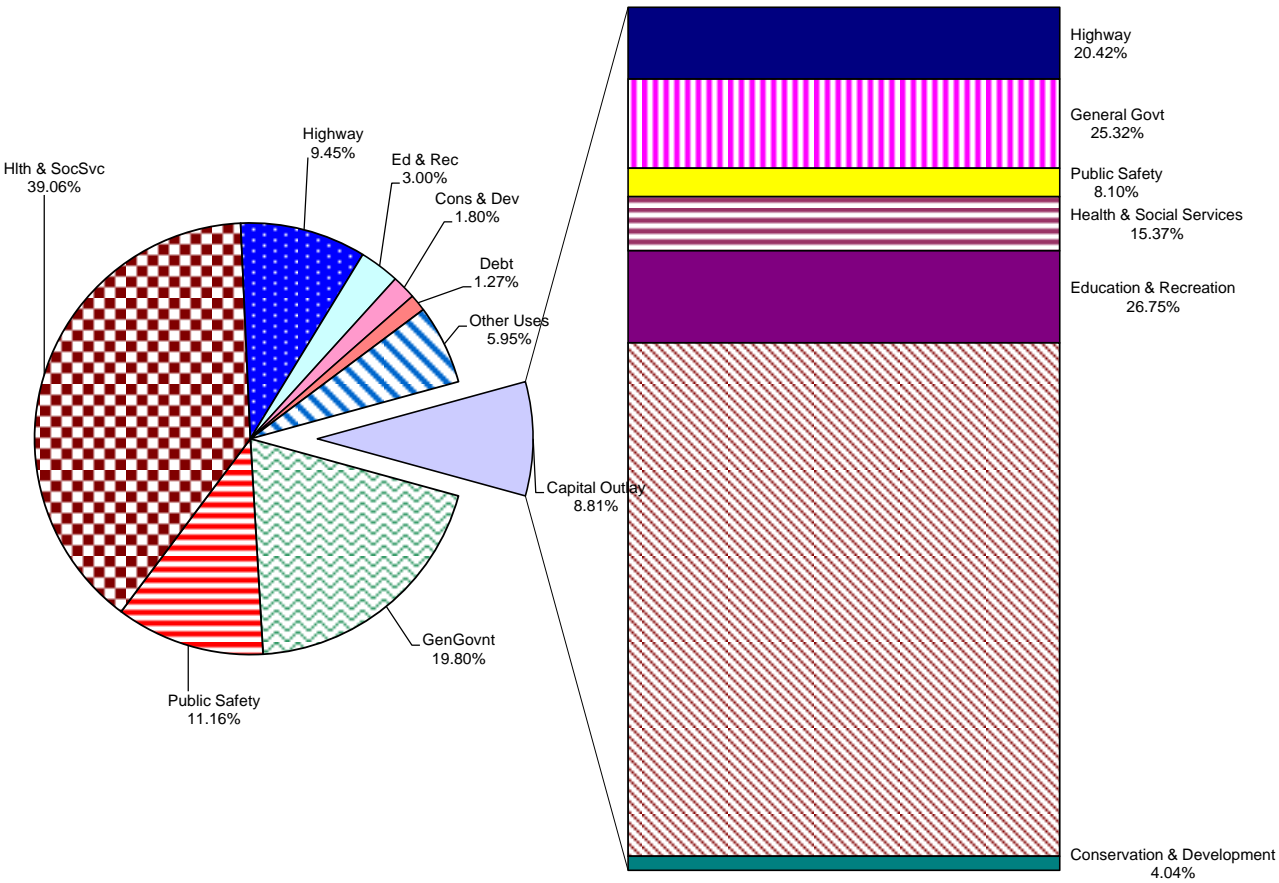
WOOD COUNTY BUDGET SUMMARY SHEET 2015						
DEPT A/C NAME FUNCTION	4	FINANCE RADIO TOWERS 57230				
Category	2015 Adopted Budget	% Incr(Decr) 2014 Budget	2014 Revised Budget	Actual Through 6/30/2014	2014 Estimated	2013 Actual
Personal Services	\$ -	N/A	\$ -	\$ -	\$ -	\$ -
Contractual Services	-	N/A	-	-	-	-
Supplies and Expense	-	N/A	-	-	-	-
Fixed Charges	-	N/A	-	-	-	-
Debt Service	-	N/A	-	-	-	-
Grants, Contributions & Other	-	N/A	-	-	-	-
Total Operating Expenditures	-	N/A	-	-	-	-
Capital Outlay	-	N/A	-	-	860,000	-
Other Financing Uses	-	N/A	-	-	-	-
Total Expenditures	\$ -	N/A	\$ -	\$ -	\$ 860,000	\$ -
Taxes	-	N/A	-	-	-	-
Intergovernmental	-	N/A	-	-	-	-
Licenses and Permits	-	N/A	-	-	-	-
Fines, Forfeits and Penalties	-	N/A	-	-	-	-
Public Charges for Services	-	N/A	-	-	-	-
Intergovernmental Charges	-	N/A	-	-	-	-
Miscellaneous	-	N/A	-	-	-	-
Other Financing Sources	-	N/A	-	-	860,000	-
Total Revenues	\$ -	N/A	\$ -	\$ -	\$ 860,000	\$ -
Beginning Carryover	-	N/A	-	-	-	-
Ending Carryover	-	N/A	-	-	-	-
Tax Levy	\$ -	N/A	\$ -	\$ -	\$ -	\$ -

WOOD COUNTY BUDGET SUMMARY SHEET 2015						
DEPT A/C NAME FUNCTION	6 FINANCE OPEB 51934					
Category	2015 Adopted Budget	% Incr(Decr) 2014 Budget	2014 Revised Budget	Actual Through 6/30/2014	2014 Estimated	2013 Actual
Personal Services	\$ -	N/A	\$ -	\$ -	\$ -	\$ -
Contractual Services	-	N/A	-	-	-	(44)
Supplies and Expense	-	N/A	-	66,783	-	200,953
Fixed Charges	-	N/A	-	-	-	-
Debt Service	-	N/A	-	-	-	-
Grants, Contributions & Other	-	N/A	-	-	-	-
Total Operating Expenditures	-	N/A	-	66,783	-	200,909
Capital Outlay	-	N/A	-	-	-	-
Other Financing Uses	-	N/A	-	-	-	-
Total Expenditures	\$ -	N/A	\$ -	\$ 66,783	\$ -	\$ 200,909
Taxes	-	N/A	-	-	-	-
Intergovernmental	-	N/A	-	-	-	-
Licenses and Permits	-	N/A	-	-	-	-
Fines, Forfeits and Penalties	-	N/A	-	-	-	-
Public Charges for Services	-	N/A	-	-	-	-
Intergovernmental Charges	-	N/A	-	254,265	-	497,839
Miscellaneous	-	N/A	-	-	-	-
Other Financing Sources	-	N/A	-	-	-	-
Total Revenues	\$ -	N/A	\$ -	\$ 254,265	\$ -	\$ 497,839
Beginning Carryover		N/A		(204,529)	(204,529)	(501,459)
Ending Carryover		N/A		(17,047)	(204,529)	(204,529)
Tax Levy	\$ -	N/A	\$ -	\$ -	\$ -	\$ -

CAPITAL OUTLAY

COUNTY OF WOOD

2015 Expense Budget by Activity



**Detail by Percentage of
Capital Outlay Expenses**

Capital Outlay

Statement of Purpose

The Capital Project Fund is used to account for and report financial resources that are restricted, committed, or assigned to expenditures for capital outlays, including the acquisition or construction of capital facilities and other capital assets (other than those financed by proprietary funds).

WOOD COUNTY-2015 BUDGET
CAPITAL OUTLAY

Function	Function Title	Funding	Object	Object Title	Amount	Description
EMERGENCY MANAGEMENT						
52520	Emergency Management	1	819	Other	20,000	Replace 1997 Jeep
EDGEWATER						
54210	Nursing	1	811	Furniture	10,000	Resident Lounge Furniture
		1			7,500	Extra-long bed
54214	Maintenance	1	819	Equipment		Gas Dryer replacement
		1	822	Building Improvements	12,000	Resident Room Flooring 12-15-002
		1			50,000	300 Wing Grooming Areas 12-15-004
		1			15,000	Truck Replacement 12-15-005
		1			70,000	500 Wing Boiler Replacement 12-15-003
54216	Therapy	1	818	Equipment	13,000	Ceiling Lift 12-15-006
		1				
					177,500	Total Edgewater Outlay
HIGHWAY						
53240	Machinery Operations	4	819	Other	715,000	list available
LAND CONSERVATION						
56121	Land Conservation	5	810	Other Equipment	9,000	Surveyor plus w/GPS Receiver
BUILDING MAINTENANCE						
51611	Courthouse & Jail	2	810	Equipment	30,000	Valve replacement
		2	811	Furniture	10,000	Remodel & furniture
		2	813	Buildings Improvements	20,000	Boiler Tube replacement
		2			30,000	Concrete Work
		2	821	Land	10,000	Parking Lot seal & stripe
		2	822	Buildings	100,000	Exterior doors and roofs
51630	Human Services Bldg	2	822	Buildings	20,000	Exterior doors
51640	Joint Use Building	2	822	Buildings	5,000	Service doors
51650	Sheriff Lockup	2	822	Buildings	5,000	building improvements
51660	CBRF's	2	822	Buildings	3,500	Airport Roof
					233,500	Total Building Maintenance Outlay
NORWOOD						
54351	Plant Operations	1	819	Other Equipment	7,500	Dietary Compressor 20-15-006
					3,500	Keyless Access Smoking Hut Entrance
					4,500	Outdoor Benches/Tables
					4,950	Signage for Parking Areas/Inside
		1	822	Building	150,000	Admin Unit Renovat 20-15-001
					75,000	Fire Alarm System Phase 1 20-15-002
					45,000	Change to LED Fixtures 20-15-003
		1			17,000	New ceiling in DR 20-15-004
		1			25,000	Roof Repair 20-15-005
					332,450	Total Norwood Outlay
PARKS & FORESTS						
55210	Parks & Forests	1	813	Vehicles	30,000	Fleet vehicle
		1			30,000	Replace Tractor
		1			30,000	Forestry Mower
		1	821	Land	30,000	Road Improvements
		1	822	Buildings	50,000	Building Improvements
55441	Maint Snowmobile Trails	3	821	Land	161,000	Bridge-Hay Creek
		3			125,000	Bridge-Mill Creek continued
		4			12,000	Bridge-Mill Creek continued
56913	Parks Capital Projects	4	819	Equipment	30,000	Equipment
		4			125,000	Lake Wazeecha Riprap/Dam Maint
		3			125,000	Lake Wazeecha Riprap/Dam Maint
					748,000	Total Parks Outlay
PLANNING & ZONING						
56310	Planning & Zoning	1	829	Equipment	60,000	LIDAR CIP Equipment-Co Share
		3			57,436	LIDAR CIP Equipment-Munis Share
56320	Land Records	4	814	Computer Equip	10,000	GPS LIDAR Software
56943	Private Sewage	4	814	Computer Equipment	5,000	Sheet-fed scanner
SHERIFF						
52110	Sheriff Admin	1	813	Vehicles	238,245	Squad Cars
		1	819	Other Equipment	25,286	Evidence Mgmt System (the BEAST)
					263,531	Total Sheriff Outlay

WOOD COUNTY-2015 BUDGET
CAPITAL OUTLAY

Function	Function Title	Funding	Object	Object Title	Amount	Description
HUMAN SERVICES						
54413	Aging Transportation	1	813	Vehicles	28,000	Vehicle
SYSTEMS						
51450	Data Processing	1	814	Computer Equip	90,000	Server Infrastructure Update
		1			18,000	Norwood Fiber to Tower
		1			300,000	Core Network Upgrade
		1			80,000	Authentication/2FA
		1			20,000	Webfilter Appliance
		1			75,000	Document Management
		4			70,000	CIS Mobile Application
					<u>653,000</u>	Total Systems Outlay
HO-CHUNK DONATIONS						
55210	Ho-Chunk Parks	3	821	Parks-Land	27,500	Road & playground projects
UW WOOD COUNTY/MFLD						
55630	UW Wood Co/Mfld	1	820	Buildings	-	Overhead Entrance Canopies/Doors
		1			6,500	Refurbish Gym Floors
		1			11,500	Repair Campus Sidewalks/Curbs
		1			17,000	Outdoor Tennis Courts Reseal & Lights
		1			30,000	Refurbish 200 Ton Laird Chiller
		1			10,500	Repave 7th Street Entrance
		1			20,000	Replace AHU Chilled Water Coils (1-4)
		1			25,000	Repair Roof Over Music Room
		1			12,500	Repair Roofs & Campus Soffits
		1			-	HVAC monitor system
		1			7,500	Replace Sewage Pumps
					<u>140,500</u>	Total UW Mfld Outlay
CAPITAL PROJECTS (2014 BORROWING)						
57432	Cap Proj-Highway	3			320,000	Highway Construction BIA
57432	Cap Proj-Highway	5			4,786,499	Highway Construction Projects
					<u>8,586,916</u>	Total Capital Projects
FUNDING SUMMARY						
	Tax Levy	1			1,746,981	
	Department Charges	2			233,500	
	Grants	3			815,936	
	Carryover Revenue	4			995,000	
	Debt Proceeds-Lease	5			4,795,499	
					<u>8,586,916</u>	Total Funding Summary

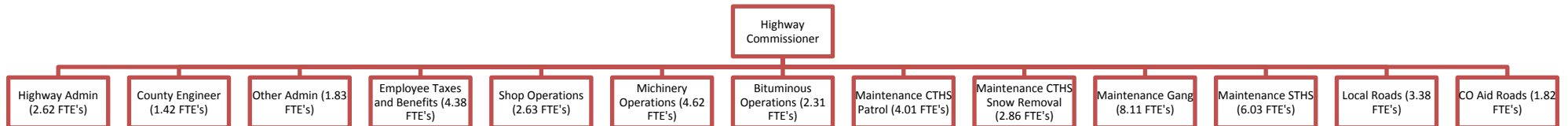
PUBLIC WORKS

Highway

Statement of Purpose

The mission of the Wood County Highway Department is to construct and maintain 324 miles of the county trunk highway system, along with maintaining the state trunk highway system in Wood County on a contract basis for the State of Wisconsin. Additionally, the department provides road and bridge maintenance services to local governmental units upon request on a cost charge back basis. To accomplish this work, the department is responsible for the purchase and repair of all necessary equipment, as well as maintenance of an administrative staff for all accounting and ordering of equipment and supplies. Our goal is to provide for safe, convenient movement of the traveling public.

The Highway Fund accounts for the costs associated with the costs and charges for service for maintenance and construction of state highways within the County, and provision of highway services to other local governments. Revenues are provided by user charges to state and local governments. The costs and funding for maintenance and construction for the County's highway system is reported in the General Fund.



Number of Positions (FTE)	2014	2013	2012	2011	2010	2009	2008	2007	2006	2005	2004	2003
Total	46.02	46.24	46.22	46.23	49.21	49.09	49.25	50.26	50.01	50.24	50.26	50.25

Category	1610 HIGHWAY COMMITTEE							1620 BUILDINGS			
	Highway Administration 53110	County Engineer 53120	Other Administration 53191-53193	Bituminous Operations 53262,65&66	Patrol Sections 53311	Maintenance Gang 53313-53315	Total Highway Committee	Field Tools 53220	Shop Operations 53230	Fuel Handling 53232	Machinery Operations 53240
Personal Services	\$ 240,914	\$ 192,437	\$ 200,648	\$ 53,029	\$ 708,404	\$ 32,286	\$ 1,427,718	\$ 7,246	\$ 220,743	\$ 6,333	\$ 295,325
Contractual Services	10,730	-	5,930	-	-	-	16,660	-	-	-	767,000
Supplies and Expense	20,200	12,410	1,165	1,183,740	722,369	15,000	1,954,884	21,335	14,975	9,895	430
Fixed Charges	-	11,615	107,130	650,000	-	-	768,745	-	-	-	68,880
Construction Expenses	-	-	-	-	-	-	-	-	-	-	5,285
Grants, Contributions & Other	-	-	-	-	-	-	-	-	-	-	-
Total Operating Expenditures	271,844	216,462	314,873	1,886,769	1,430,773	47,286	4,168,007	28,581	235,718	16,228	1,136,920
Capital Outlay	-	-	-	-	-	-	-	-	-	-	715,000
Other Financing Uses	-	-	-	-	-	-	-	(25,000)	-	-	-
Total Expenditures	\$ 271,844	\$ 216,462	\$ 314,873	\$ 1,886,769	\$ 1,430,773	\$ 47,286	\$ 4,168,007	\$ 3,581	\$ 235,718	\$ 16,228	\$ 1,851,920
Taxes	-	-	-	-	-	-	-	-	-	-	-
Intergovernmental	-	-	-	-	1,600,000	-	1,600,000	-	-	-	-
Licenses and Permits	2,600	-	-	-	-	-	2,600	-	-	-	-
Fines, Forfeits and Penalties	-	-	-	-	-	-	-	-	-	-	-
Public Charges for Services	-	-	-	-	-	-	-	-	-	-	-
Intergovernmental Charges	70,000	-	132,000	1,886,769	-	-	2,088,769	-	-	26,185	1,787,081
Miscellaneous	-	-	-	-	-	-	-	-	-	-	7,500
Other Financing Sources	(277,391)	216,462	182,872	-	(169,227)	47,284	-	3,581	235,718	(9,957)	(383,937)
Total Revenues	\$ (204,791)	\$ 216,462	\$ 314,872	\$ 1,886,769	\$ 1,430,773	\$ 47,284	\$ 3,691,369	\$ 3,581	\$ 235,718	\$ 16,228	\$ 1,410,644
Surplus / (Deficit)	(199,244)	(216,462)	(182,873)	-	169,227	(47,286)	(476,638)	(3,581)	(235,718)	9,957	(57,339)
Beginning Carryover	(424,688)	-	-	-	-	-	(424,688)	-	-	-	(145,997)
Ending Carryover	(801,323)	-	-	-	-	-	(801,323)	-	-	-	(587,273)
Tax Levy	\$ 100,000	\$ -	\$ 1	\$ -	\$ -	\$ 2	\$ 100,003	\$ -	\$ -	\$ -	\$ -
Number of Positions (FTE's)	2.63	1.81	1.77	0.69	9.59	0.44	16.94	0.09	2.55	0.08	3.92

**2014 HIGHWAY DEPARTMENT
BUDGET SUMMARY**

AND GROUNDS													2015 Total	Incr(Decr) 2014 Budget	2014 Total
Bituminous Operations 53260-53266	Buildings & Grounds 53270-53275	Total Machinery Fund	1630 Employee Taxes/Benefits 53210	1640 Snow Removal 53312	1650 County Aid Roads 53340	1660 County Aid Bridges 53182 & 53341	1670 STATE & LOCAL ROADS Maintenance STHS 53320	Local Roads 53330	1680 Frac Sand 53315	1690 Highway Construction 53317-19					
\$ 35,974	\$ 30,356	\$ 595,977	\$ -	\$ 385,940	\$ 85,519	\$ 52,470	\$ 573,150	\$ 166,313	\$ -	\$ 157,927	\$ 3,445,014	5.13%	\$ 3,276,943		
100,835	102,570	970,405	-	-	-	-	-	-	-	-	987,065	15.02%	858,160		
141,805	1,670	190,110	-	515,534	-	-	710,395	450,000	-	-	3,820,923	-12.19%	4,351,549		
5,000	20,000	93,880	-	-	-	-	-	-	-	-	862,625	-30.19%	1,235,700		
-	-	5,285	-	-	-	-	-	-	-	4,948,572	4,953,857	1607.91%	290,054		
-	-	-	-	-	375,000	170,131	-	-	-	-	545,131	21.14%	450,000		
283,614	154,596	1,855,657	-	901,474	460,519	222,601	1,283,545	616,313	-	5,106,499	14,614,615	39.69%	10,462,406		
-	-	715,000	-	-	-	-	-	-	-	-	715,000	-4.03%	745,000		
-	-	(25,000)	-	-	-	-	-	-	-	-	(25,000)	N/A	-		
\$ 283,614	\$ 154,596	\$ 2,545,657	\$ -	\$ 901,474	\$ 460,519	\$ 222,601	\$ 1,283,545	\$ 616,313	\$ -	\$ 5,106,499	\$ 15,304,615	36.56%	\$ 11,207,406		
-	-	-	-	-	-	-	-	-	-	-	-	N/A	-		
-	-	-	-	-	-	-	-	-	-	320,000	1,920,000	20.00%	1,600,000		
-	-	-	-	-	-	-	-	-	-	-	2,600	0.00%	2,600		
-	-	-	-	-	-	-	-	-	-	-	-	N/A	-		
-	-	-	-	-	-	-	-	-	-	-	-	N/A	-		
283,614	-	2,096,880	-	-	340,519	-	1,283,545	616,313	-	-	6,426,026	0.67%	6,383,418		
-	-	7,500	-	-	-	-	-	-	-	-	7,500	-0.01%	7,501		
(1)	154,597	1	-	-	-	-	-	-	-	4,786,500	4,786,501	N/A	-		
\$ 283,613	\$ 154,597	\$ 2,104,381	\$ -	\$ -	\$ 340,519	\$ -	\$ 1,283,545	\$ 616,313	\$ -	\$ 5,106,500	\$ 13,142,627	64.42%	\$ 7,993,519		
-	(154,596)	(441,277)	-	(901,474)	(120,000)	(222,601)	-	-	-	1	(2,161,988)	-15.90%	(3,213,887)		
-	-	(145,997)	(7,836)	(467,640)	1,136,274	(276,618)	(244,984)	(120,358)	299,970	-	(251,878)	-121.48%	1,172,571		
-	-	(587,273)	(7,836)	(465,341)	1,136,274	(276,619)	(244,984)	(120,358)	299,970	1	(1,067,490)	-2.35592796	787,276		
\$ 1	\$ (1)	\$ -	\$ -	\$ 903,773	\$ 120,000	\$ 222,600	\$ -	\$ -	\$ -	\$ -	\$ 1,346,376	-52.40%	\$ 2,828,592		
0.40	0.42	7.45	5.19	3.94	1.21	0.55	6.55	2.00	-	2.17	46.00	(0.02)	46.02		

**WOOD COUNTY BUDGET
SUMMARY SHEET
2015**

DEPT A/C NAME FUNCTION	HIGHWAY COMMITTEE TOTAL					
	1610					
Category	2015 Adopted Budget	% Inc (Decr) 2014 Budget	2014 Revised Budget	Actual Through 6/30/2014	2014 Estimated	2013 Actual
Personal Services	\$ 3,445,014	5.13%	\$ 3,276,943	\$ 1,113,204	\$ 3,074,528	\$ 2,855,079
Contractual Services	987,065	15.02%	858,160	481,299	984,795	1,140,489
Supplies and Expense	3,820,923	-12.19%	4,351,549	1,474,019	5,224,154	4,498,063
Fixed Charges	862,625	-30.19%	1,235,700	204,099	1,197,715	547,769
Construction Expenses	4,953,857	1607.91%	290,054	60,711	1,556,667	1,556,681
Grants, Contributions & Other	545,131	21.14%	450,000	560	632,245	963,921
Total Operating Expenditures	14,614,615	39.69%	10,462,406	3,333,892	12,670,104	11,562,002
Capital Outlay	715,000	-4.03%	745,000	-	735,000	747,318
Other Financing Uses	(25,000)	N/A	-	(20,557)	(25,000)	11,715
Total Expenditures	\$ 15,304,615	36.56%	\$ 11,207,406	\$ 3,313,335	\$ 13,380,104	\$ 12,321,036
Taxes	-	N/A	-	-	-	-
Intergovernmental	1,920,000	20.00%	1,600,000	556,708	1,800,000	1,928,259
Licenses and Permits	2,600	0.00%	2,600	2,120	2,650	3,133
Fines, Forfeits and Penalties	-	N/A	-	1,472	10,070	259,329
Public Charges for Services	-	N/A	-	-	-	-
Intergovernmental Charges	6,426,026	0.67%	6,383,418	2,177,689	7,518,536	7,110,068
Miscellaneous	7,500	-0.01%	7,501	5,043	328,875	(8,104)
Other Financing Sources	4,786,501	N/A	-	-	-	397,001
Total Revenues	\$ 13,142,627	64.42%	\$ 7,993,519	\$ 2,743,033	\$ 9,660,131	\$ 9,689,686
Beginning Carryover	(251,878)	-121.48%	1,172,571	639,503	639,503	567,261
Ending Carryover	(1,067,490)	-235.59%	787,276	2,897,793	(251,878)	639,503
Tax Levy	\$ 1,346,376	-52.40%	\$ 2,828,592	\$ 2,828,592	\$ 2,828,592	\$ 2,703,592

	2015 Adopted	Incr/Decr 2012 Budget	2014 Budget	2013 Budget	2012 Budget	2011 Budget
Number of Positions (FTE's)						
Regular	46.00	(0.02)	46.02	46.24	46.22	46.23
Part-Time/Temporary	-	-	-	-	-	-
Request for Program Improvement	-	-	-	-	-	-
Total	46.00	(0.02)	46.02	46.24	46.22	46.23

WOOD COUNTY BUDGET SUMMARY SHEET 2015						
DEPT A/C NAME FUNCTION	5	HIGHWAY MAINTENANCE		1610		
		TOTAL				
Category	2015 Adopted Budget	% Inc (Decr) 2014 Budget	2014 Revised Budget	Actual Through 6/30/2014	2014 Estimated	2013 Actual
Personal Services	\$ 1,427,718	-3.77%	\$ 1,483,661	\$ 782,806	\$ 1,392,083	\$ 1,220,428
Contractual Services	16,660	1.52%	16,410	6,904	16,675	16,673
Supplies and Expense	1,954,884	12.38%	1,739,549	332,004	2,665,610	1,949,187
Fixed Charges	768,745	223.41%	237,700	124,695	768,695	467,475
Construction Expenses	-	-100.00%	246,071	60,711	1,550,167	1,550,181
Grants, Contributions & Other	-	N/A	-	-	-	-
Total Operating Expenditures	4,168,007	11.94%	3,723,391	1,307,119	6,393,230	5,203,944
Capital Outlay	-	N/A	-	-	-	-
Other Financing Uses	-	N/A	-	-	-	-
Total Expenditures	\$ 4,168,007	11.94%	\$ 3,723,391	\$ 1,307,119	\$ 6,393,230	\$ 5,203,944
Taxes	-	N/A	-	-	-	-
Intergovernmental	1,600,000	0.00%	1,600,000	556,708	1,800,000	1,928,259
Licenses and Permits	2,600	0.00%	2,600	2,120	2,650	3,133
Fines, Forfeits and Penalties	-	N/A	-	-	-	-
Public Charges for Services	-	N/A	-	-	-	-
Intergovernmental Charges	2,088,769	934.04%	202,000	114,176	1,801,845	1,797,435
Miscellaneous	-	N/A	-	-	-	-
Other Financing Sources	-	N/A	-	-	-	19,109
Total Revenues	\$ 3,691,369	104.55%	\$ 1,804,600	\$ 673,004	\$ 3,604,495	\$ 3,747,935
Beginning Carryover	(424,688)	-8.80%	(465,683)	493,793	493,793	116,269
Ending Carryover	(801,323)	55.83%	(514,220)	1,729,932	(424,688)	493,793
Tax Levy	\$ 100,003	-94.65%	\$ 1,870,254	\$ 1,870,254	\$ 1,870,254	\$ 1,833,533

	2015 Adopted	Incr/Decr 2012 Budget	2014 Budget	2013 Budget	2012 Budget	2011 Budget
Number of Positions (FTE's)						
Regular	16.94	(1.05)	17.99	17.37	18.04	17.10
Part-Time/Temporary	-	-	-	-	-	-
Request for Program Improvement	-	-	-	-	-	-
Total	16.94	(1.05)	17.99	17.37	18.04	17.10

**WOOD COUNTY BUDGET
SUMMARY SHEET
2015**

DEPT	2	HIGHWAY COMMITTEE	1610
A/C NAME		HIGHWAY ADMINISTRATION	
FUNCTION		53110	

Category	2015 Adopted Budget	% Inc (Decr) 2014 Budget	2014 Revised Budget	Actual Through 6/30/2014	2014 Estimated	2013 Actual
Personal Services	\$ 240,914	4.59%	\$ 230,342	\$ 145,581	\$ 281,060	\$ 244,542
Contractual Services	10,730	-0.74%	10,810	4,080	10,745	10,744
Supplies and Expense	20,200	160.65%	7,750	8,242	20,200	20,198
Fixed Charges	-	N/A	-	-	-	-
Construction Expenses	-	N/A	-	-	-	-
Grants, Contributions & Other	-	N/A	-	-	-	-
Total Operating Expenditures	271,844	9.22%	248,902	157,904	312,005	275,484
Capital Outlay	-	N/A	-	-	-	-
Other Financing Uses	-	N/A	-	-	-	-
Total Expenditures	\$ 271,844	9.22%	\$ 248,902	\$ 157,904	\$ 312,005	\$ 275,484
Taxes	-	N/A	-	-	-	-
Intergovernmental	-	N/A	-	-	200,000	247,479
Licenses and Permits	2,600	0.00%	2,600	2,120	2,650	3,133
Fines, Forfeits and Penalties	-	N/A	-	-	-	-
Public Charges for Services	-	N/A	-	-	-	-
Intergovernmental Charges	70,000	0.00%	70,000	83,534	152,350	145,478
Miscellaneous	-	N/A	-	-	-	-
Other Financing Sources	(277,391)	-84.08%	(1,742,489)	(561,865)	(2,831,730)	(1,576,614)
Total Revenues	\$ (204,791)	-87.74%	\$ (1,669,889)	\$ (476,211)	\$ (2,476,730)	\$ (1,180,525)
Beginning Carryover	(424,688)	-8.80%	(465,683)	493,793	493,793	116,269
Ending Carryover	(801,323)	55.83%	(514,220)	1,729,932	(424,688)	493,793
Tax Levy	\$ 100,000	-94.65%	\$ 1,870,254	\$ 1,870,254	\$ 1,870,254	\$ 1,833,533

701-1610-63110-000-000	2015 Adopted	Incr/Decr 2012 Budget	2014 Budget	2013 Budget	2012 Budget	2011 Budget
Number of Positions (FTE's)						
Regular	2.63	0.01	2.62	2.62	2.62	2.62
Part-Time/Temporary	-	-	-	-	-	-
Request for Program Improvement	-	-	-	-	-	-
Total	2.63	0.01	2.62	2.62	2.62	2.62

WOOD COUNTY BUDGET SUMMARY SHEET 2015						
DEPT A/C NAME FUNCTION	3 HIGHWAY COMMITTEE COUNTY ENGINEER 53120	1610				
Category	2015 Adopted Budget	% Inc (Decr) 2014 Budget	2014 Revised Budget	Actual Through 6/30/2014	2014 Estimated	2013 Actual
Personal Services	\$ 192,437	21.77%	\$ 158,038	\$ 86,466	\$ 191,045	\$ 128,381
Contractual Services	-	N/A	-	-	-	-
Supplies and Expense	12,410	1141.00%	1,000	10,959	40,020	40,016
Fixed Charges	11,615	152.50%	4,600	4,779	11,615	11,614
Construction Expenses	-	N/A	-	-	-	-
Grants, Contributions & Other	-	N/A	-	-	-	-
Total Operating Expenditures	216,462	32.28%	163,638	102,205	242,680	180,011
Capital Outlay	-	N/A	-	-	-	-
Other Financing Uses	-	N/A	-	-	-	-
Total Expenditures	\$ 216,462	32.28%	\$ 163,638	\$ 102,205	\$ 242,680	\$ 180,011
Taxes	-	N/A	-	-	-	-
Intergovernmental		N/A				
Licenses and Permits		N/A				
Fines, Forfeits and Penalties		N/A				
Public Charges for Services		N/A				
Intergovernmental Charges		N/A				
Miscellaneous		N/A				
Other Financing Sources	216,462	32.28%	163,638	102,205	242,680	180,011
Total Revenues	\$ 216,462	32.28%	\$ 163,638	\$ 102,205	\$ 242,680	\$ 180,011
Beginning Carryover		N/A				
Ending Carryover		N/A				
Tax Levy	\$ -	N/A	\$ -	\$ 0	\$ -	\$ 0

701-1610-63120-000-000	2015 Adopted	Incr/Decr 2012 Budget	2014 Budget	2013 Budget	2012 Budget	2011 Budget
Number of Positions (FTE's)						
Regular	1.81	0.39	1.42	0.92	0.90	0.90
Part-Time/Temporary	-	-	-	-	-	-
Request for Program Improvement	-	-	-	-	-	-
Total	1.81	0.39	1.42	0.92	0.90	0.90

WOOD COUNTY BUDGET SUMMARY SHEET 2015						
DEPT A/C NAME FUNCTION	4 HIGHWAY COMMITTEE OTHER ADMINISTRATION 53191	1610				
Category	2015 Adopted Budget	% Inc (Decr) 2014 Budget	2014 Revised Budget	Actual Through 6/30/2014	2014 Estimated	2013 Actual
Personal Services	\$ 200,648	0.35%	\$ 199,956	\$ 100,728	\$ 175,945	\$ 161,274
Contractual Services	5,930	5.89%	5,600	2,823	5,930	5,929
Supplies and Expense	1,165	-35.28%	1,800	93	665	665
Fixed Charges	107,130	-0.90%	108,100	81,099	107,080	107,074
Construction Expenses	-	N/A	-	-	-	-
Grants, Contributions & Other	-	N/A	-	-	-	-
Total Operating Expenditures	314,873	-0.18%	315,456	184,744	289,620	274,942
Capital Outlay	-	N/A	-	-	-	-
Other Financing Uses	-	N/A	-	-	-	-
Total Expenditures	\$ 314,873	-0.18%	\$ 315,456	\$ 184,744	\$ 289,620	\$ 274,942
Taxes	-	N/A	-	-	-	-
Intergovernmental	-	N/A	-	-	-	-
Licenses and Permits	-	N/A	-	-	-	-
Fines, Forfeits and Penalties	-	N/A	-	-	-	-
Public Charges for Services	-	N/A	-	-	-	-
Intergovernmental Charges	132,000	0.00%	132,000	-	289,495	289,497
Miscellaneous	-	N/A	-	-	-	-
Other Financing Sources	182,872	-0.32%	183,456	184,744	125	(14,555)
Total Revenues	\$ 314,872	-0.19%	\$ 315,456	\$ 184,744	\$ 289,620	\$ 274,942
Beginning Carryover		N/A				
Ending Carryover		N/A				
Tax Levy	\$ 1	N/A	\$ -	\$ 0	\$ -	\$ (0)

701-1610-63191-000-000	2015 Adopted	Incr/Decr 2012 Budget	2014 Budget	2013 Budget	2012 Budget	2011 Budget
Number of Positions (FTE's)						
Regular	1.77	(0.06)	1.83	1.99	2.02	2.01
Part-Time/Temporary	-	-	-	-	-	-
Request for Program Improvement	-	-	-	-	-	-
Total	1.77	(0.06)	1.83	1.99	2.02	2.01

WOOD COUNTY BUDGET SUMMARY SHEET 2015						
DEPT A/C NAME FUNCTION	10 HIGHWAY COMMITTEE PATROL SECTIONS 53311	1610				
Category	2015 Adopted Budget	% Inc (Decr) 2014 Budget	2014 Revised Budget	Actual Through 6/30/2014	2014 Estimated	2013 Actual
Personal Services	\$ 708,404	140.74%	\$ 294,261	\$ 352,973	\$ 615,048	\$ 557,241
Contractual Services	-	N/A	-	-	-	-
Supplies and Expense	722,369	62.48%	444,600	289,540	970,745	913,997
Fixed Charges	-	-100.00%	125,000	-	-	-
Construction Expenses	-	N/A	-	-	-	-
Grants, Contributions & Other	-	N/A	-	-	-	-
Total Operating Expenditures	1,430,773	65.63%	863,861	642,513	1,585,793	1,471,237
Capital Outlay	-	N/A	-	-	-	-
Other Financing Uses	-	N/A	-	-	-	-
Total Expenditures	\$ 1,430,773	65.63%	\$ 863,861	\$ 642,513	\$ 1,585,793	\$ 1,471,237
Taxes	-	N/A	-	-	-	-
Intergovernmental	1,600,000	N/A	-	-	1,600,000	-
Licenses and Permits		N/A				
Fines, Forfeits and Penalties		N/A				
Public Charges for Services		N/A				
Intergovernmental Charges		N/A				
Miscellaneous		N/A				
Other Financing Sources	(169,227)	-119.59%	863,861	642,513	(14,207)	1,471,237
Total Revenues	\$ 1,430,773	65.63%	\$ 863,861	\$ 642,513	\$ 1,585,793	\$ 1,471,237
Beginning Carryover	-	N/A				
Ending Carryover		N/A				
Tax Levy	\$ -	N/A	\$ -	\$ -	\$ -	\$ -

701-1620-63311-000-000	2015 Adopted	Incr/Decr 2012 Budget	2014 Budget	2013 Budget	2012 Budget	2011 Budget
Number of Positions (FTE's)						
Regular	9.59	5.58	4.01	4.11	3.77	3.89
Part-Time/Temporary	-	-	-	-	-	-
Request for Program Improvement	-	-	-	-	-	-
Total	9.59	5.58	4.01	4.11	3.77	3.89

**WOOD COUNTY BUDGET
SUMMARY SHEET
2015**

DEPT	10	HIGHWAY COMMITTEE	1610
A/C NAME		BITUMINOUS OPERATIONS	
FUNCTION		53262 53265 53266	

Category	2015 Adopted Budget	% Inc (Decr) 2014 Budget	2014 Revised Budget	Actual Through 6/30/2014	2014 Estimated	2013 Actual
Personal Services	\$ 53,029	N/A	\$ -	\$ 12,927	\$ 71,740	\$ 71,743
Contractual Services	-	N/A	-	-	-	-
Supplies and Expense	1,183,740	N/A	-	7,000	1,183,740	524,072
Fixed Charges	650,000	N/A	-	38,816	650,000	348,787
Construction Expenses		N/A				
Grants, Contributions & Other	-	N/A	-	-	-	-
Total Operating Expenditures	1,886,769	N/A	-	58,743	1,905,480	944,602
Capital Outlay		N/A				
Other Financing Uses	-	N/A	-	-	-	-
Total Expenditures	\$ 1,886,769	N/A	\$ -	\$ 58,743	\$ 1,905,480	\$ 944,602
Taxes	-	N/A	-	-	-	-
Intergovernmental		N/A				
Licenses and Permits		N/A				
Fines, Forfeits and Penalties		N/A				
Public Charges for Services		N/A				
Intergovernmental Charges	1,886,769	N/A	-	30,642	1,360,000	1,362,460
Miscellaneous		N/A				
Other Financing Sources	-	N/A	-	28,101	545,480	(417,858)
Total Revenues	\$ 1,886,769	N/A	\$ -	\$ 58,743	\$ 1,905,480	\$ 944,602
Beginning Carryover		N/A				
Ending Carryover		N/A				
Tax Levy	-	N/A	\$ -	\$ (0)	-	\$ 0

	2015 Adopted	Incr/Decr 2012 Budget	2014 Budget	2013 Budget	2012 Budget	2011 Budget
Number of Positions (FTE's)						
Regular	0.69	0.69	-	-	-	-
Part-Time/Temporary	-	-	-	-	-	-
Request for Program Improvement	-	-	-	-	-	-
Total	0.69	0.69	-	-	-	-

**WOOD COUNTY BUDGET
SUMMARY SHEET
2015**

DEPT A/C NAME FUNCTION	16	HIGHWAY COMMITTEE MAINTENANCE GANG 53313-53315	1610
---------------------------------------	----	---	------

Category	2015 Adopted Budget	% Inc (Decr) 2014 Budgeted	2014 Revised Budget	Actual Through 6/30/2014	2014 Estimated	2013 Actual
Personal Services	\$ 32,286	-94.63%	\$ 601,064	\$ 84,130	\$ 57,245	\$ 57,247
Contractual Services	-	N/A	-	-	-	-
Supplies and Expense	15,000	-98.83%	1,284,399	16,170	450,240	450,240
Fixed Charges	-	N/A	-	-	-	-
Construction Expenses	-	-100.00%	246,071	60,711	1,550,167	1,550,181
Grants, Contributions & Other	-	N/A	-	-	-	-
Total Operating Expenditures	47,286	-97.78%	2,131,534	161,011	2,057,652	2,057,668
Capital Outlay	-	N/A	-	-	-	-
Other Financing Uses	-	N/A	-	-	-	-
Total Expenditures	\$ 47,286	-97.78%	\$ 2,131,534	\$ 161,011	\$ 2,057,652	\$ 2,057,668
Taxes	-	N/A	-	-	-	-
Intergovernmental	-	-100.00%	1,600,000	556,708	-	1,680,780
Licenses and Permits	-	N/A	-	-	-	-
Fines, Forfeits and Penalties	-	N/A	-	-	-	-
Public Charges for Services	-	N/A	-	-	-	-
Intergovernmental Charges	-	N/A	-	-	-	-
Miscellaneous	-	N/A	-	-	-	-
Other Financing Sources	47,284	-91.10%	531,534	(395,697)	2,057,652	376,888
Total Revenues	\$ 47,284	-97.78%	\$ 2,131,534	\$ 161,011	\$ 2,057,652	\$ 2,057,668
Beginning Carryover	-	N/A	-	-	-	-
Ending Carryover	-	N/A	-	-	-	-
Tax Levy	2	N/A	\$ -	\$ 0	\$ -	\$ (0)

701-1640-63313-000-000	2015 Adopted	Incr/Decr 2012 Budget	2014 Budget	2013 Budget	2012 Budget	2011 Budget
Number of Positions (FTE's)	0.44	(7.67)	8.11	7.73	8.73	7.71
Regular	-	-	-	-	-	-
Part-Time/Temporary	-	-	-	-	-	-
Request for Program Improvement	-	-	-	-	-	-
Total	0.44	(7.67)	8.11	7.73	8.73	7.71

**WOOD COUNTY BUDGET
SUMMARY SHEET
2015**

DEPT A/C NAME FUNCTION	5	HWY BLDGS & GROUNDS	1620
		TOTAL	

Category	2015 Adopted Budget	% Inc (Decr) 2014 Budget	2014 Revised Budget	Actual Through 6/30/2014	2014 Estimated	2013 Actual
Personal Services	\$ 595,977	-22.73%	\$ 771,299	\$ 373,713	\$ 545,805	\$ 545,802
Contractual Services	970,405	15.28%	841,750	474,396	968,120	1,123,816
Supplies and Expense	190,110	-84.57%	1,232,000	38,972	258,405	242,417
Fixed Charges	93,880	-75.49%	383,000	79,404	429,020	80,295
Construction Expenses	5,285	-87.98%	43,983	-	6,500	6,500
Grants, Contributions & Other	-	N/A	-	-	-	-
Total Operating Expenditures	1,855,657	-43.29%	3,272,032	966,484	2,207,850	1,998,830
Capital Outlay	715,000	-4.03%	745,000	-	735,000	747,318
Other Financing Uses	(25,000)	N/A	-	(20,557)	(25,000)	(13,683)
Total Expenditures	\$ 2,545,657	-36.63%	\$ 4,017,032	\$ 945,928	\$ 2,917,850	\$ 2,732,466
Taxes	-	N/A	-	-	-	-
Intergovernmental	-	N/A	-	-	-	-
Licenses and Permits	-	N/A	-	-	-	-
Fines, Forfeits and Penalties	-	N/A	-	-	-	-
Public Charges for Services	-	N/A	-	-	-	-
Intergovernmental Charges	2,096,880	-40.63%	3,531,950	1,038,332	2,585,921	2,469,710
Miscellaneous	7,500	-0.01%	7,501	4,573	325,300	(11,681)
Other Financing Sources	1	N/A	-	-	-	-
Total Revenues	\$ 2,104,381	-40.54%	\$ 3,539,451	\$ 1,042,905	\$ 2,911,221	\$ 2,458,028
Beginning Carryover	(145,997)	-119.92%	732,911	(101,939)	(101,939)	172,498
Ending Carryover	(587,273)	-184.76%	692,901	(42,391)	(145,997)	(101,939)
Tax Levy	\$ -	-100.00%	\$ 437,571	\$ (37,429)	\$ (37,429)	\$ (0)

	2015 Adopted	Incr/Decr 2012 Budget	2014 Budget	2013 Budget	2012 Budget	2011 Budget
Number of Positions (FTE's)						
Regular	7.45	(2.11)	9.56	10.41	10.97	10.96
Part-Time/Temporary	-	-	-	-	-	-
Request for Program Improvement	-	-	-	-	-	-
Total	7.45	(2.11)	9.56	10.41	10.97	10.96

WOOD COUNTY BUDGET SUMMARY SHEET 2015						
DEPT A/C NAME FUNCTION	5 HWY BLDGS & GROUNDS FIELD TOOLS 53220	1620				
Category	2015 Adopted Budget	% Inc (Decr) 2014 Budget	2014 Revised Budget	Actual Through 6/30/2014	2014 Estimated	2013 Actual
Personal Services	\$ 7,246	N/A	\$ -	\$ 1,419	\$ 6,975	\$ 6,974
Contractual Services	-	N/A	-	-	-	-
Supplies and Expense	21,335	6.68%	20,000	13,828	21,340	21,340
Fixed Charges	-	N/A	-	-	-	-
Construction Expenses	-	N/A	-	-	-	-
Grants, Contributions & Other	-	N/A	-	-	-	-
Total Operating Expenditures	28,581	42.91%	20,000	15,248	28,315	28,314
Capital Outlay	-	N/A	-	-	-	-
Other Financing Uses	(25,000)	N/A	-	(20,557)	(25,000)	(13,683)
Total Expenditures	\$ 3,581	-82.10%	\$ 20,000	\$ (5,309)	\$ 3,315	\$ 14,631
Taxes	-	N/A	-	-	-	-
Intergovernmental		N/A				
Licenses and Permits		N/A				
Fines, Forfeits and Penalties		N/A				
Public Charges for Services		N/A				
Intergovernmental Charges		N/A				
Miscellaneous		N/A				
Other Financing Sources	3,581	-82.10%	20,000	(5,309)	3,315	14,631
Total Revenues	\$ 3,581	-82.10%	\$ 20,000	\$ (5,309)	\$ 3,315	\$ 14,631
Beginning Carryover		N/A				
Ending Carryover		N/A				
Tax Levy	\$ -	N/A	\$ -	\$ (0)	\$ -	\$ -

	2015 Adopted	Incr/Decr 2012 Budget	2014 Budget	2013 Budget	2012 Budget	2011 Budget
Number of Positions (FTE's)						
Regular	0.09	0.09	-	-	-	-
Part-Time/Temporary	-	-	-	-	-	-
Request for Program Improvement	-	-	-	-	-	-
Total	0.09	0.09	-	-	-	-

WOOD COUNTY BUDGET SUMMARY SHEET 2015						
DEPT A/C NAME FUNCTION	6	HWY BLDGS & GROUNDS SHOP OPERATIONS 53230		1620		
Category	2015 Adopted Budget	% Inc (Decr) 2014 Budget	2014 Revised Budget	Actual Through 6/30/2014	2014 Estimated	2013 Actual
Personal Services	\$ 220,743	-1.08%	\$ 223,164	\$ 128,693	\$ 203,780	\$ 203,780
Contractual Services	-	N/A	-	-	-	-
Supplies and Expense	14,975	-19.05%	18,500	7,286	84,260	70,149
Fixed Charges	-	N/A	-	-	345,935	-
Construction Expenses	-	N/A	-	-	-	-
Grants, Contributions & Other	-	N/A	-	-	-	-
Total Operating Expenditures	235,718	-2.46%	241,664	135,979	633,975	273,929
Capital Outlay	-	N/A	-	-	-	-
Other Financing Uses	-	N/A	-	-	-	-
Total Expenditures	\$ 235,718	-2.46%	\$ 241,664	\$ 135,979	\$ 633,975	\$ 273,929
Taxes	-	N/A	-	-	-	-
Intergovernmental		N/A				
Licenses and Permits		N/A				
Fines, Forfeits and Penalties		N/A				
Public Charges for Services		N/A				
Intergovernmental Charges		N/A				
Miscellaneous		N/A				
Other Financing Sources	235,718	-2.46%	241,664	135,979	633,975	273,929
Total Revenues	\$ 235,718	-2.46%	\$ 241,664	\$ 135,979	\$ 633,975	\$ 273,929
Beginning Carryover		N/A				
Ending Carryover		N/A				
Tax Levy	\$ -	N/A	\$ -	\$ -	\$ -	\$ (0)

701-1610-63230-000-000	2015 Adopted	Incr/Decr 2012 Budget	2014 Budget	2013 Budget	2012 Budget	2011 Budget
Number of Positions (FTE's)	2.55	(0.08)	2.63	2.63	2.56	2.56
Regular	-	-	-	-	-	-
Part-Time/Temporary	-	-	-	-	-	-
Request for Program Improvement	-	-	-	-	-	-
Total	2.55	(0.08)	2.63	2.63	2.56	2.56

WOOD COUNTY BUDGET SUMMARY SHEET 2015						
DEPT A/C NAME FUNCTION	7	HWY BLDGS & GROUNDS FUEL HANDLING 53232		1620		
Category	2015 Adopted Budget	% Inc (Decr) 2014 Budget	2014 Revised Budget	Actual Through 6/30/2014	2014 Estimated	2013 Actual
Personal Services	\$ 6,333	N/A	\$ -	\$ 2,555	\$ 6,745	\$ 6,745
Contractual Services	-	N/A	-	-	-	-
Supplies and Expense	9,895	-64.02%	27,500	7,942	9,895	8,408
Fixed Charges	-	N/A	-	-	-	-
Construction Expenses	-	N/A	-	-	-	-
Grants, Contributions & Other	-	N/A	-	-	-	-
Total Operating Expenditures	16,228	-40.99%	27,500	10,497	16,640	15,153
Capital Outlay	-	N/A	-	-	-	-
Other Financing Uses	-	N/A	-	-	-	-
Total Expenditures	\$ 16,228	-40.99%	\$ 27,500	\$ 10,497	\$ 16,640	\$ 15,153
Taxes	-	N/A	-	-	-	-
Intergovernmental		N/A				
Licenses and Permits		N/A				
Fines, Forfeits and Penalties		N/A				
Public Charges for Services		N/A				
Intergovernmental Charges	26,185	N/A	-	-	26,185	-
Miscellaneous		N/A				
Other Financing Sources	(9,957)	-136.21%	27,500	10,497	(9,545)	15,153
Total Revenues	\$ 16,228	-40.99%	\$ 27,500	\$ 10,497	\$ 16,640	\$ 15,153
Beginning Carryover		N/A				
Ending Carryover		N/A				
Tax Levy	\$ -	N/A	\$ -	\$ 0	\$ -	\$ -

701-1620-63232-000-000	2015 Adopted	Incr/Decr 2012 Budget	2014 Budget	2013 Budget	2012 Budget	2011 Budget
Number of Positions (FTE's)						
Regular	0.08	0.08	-	-	0.79	0.88
Part-Time/Temporary	-	-	-	-	-	-
Request for Program Improvement	-	-	-	-	-	-
Total	0.08	0.08	-	-	0.79	0.88

**WOOD COUNTY BUDGET
SUMMARY SHEET
2015**

DEPT	8	HWY BLDGS & GROUNDS	1620
A/C NAME		MACHINERY OPERATIONS	
FUNCTION		53240	

Category	2015 Adopted Budget	% Inc (Decr) 2014 Budget	2014 Revised Budget	Actual Through 6/30/2014	2014 Estimated	2013 Actual
Personal Services	\$ 295,325	-18.58%	\$ 362,705	\$ 160,022	\$ 265,805	\$ 265,802
Contractual Services	767,000	18.00%	650,000	383,128	767,000	924,892
Supplies and Expense	430	N/A	-	-	430	433
Fixed Charges	68,880	18.76%	58,000	60,789	60,790	58,000
Construction Expenses	5,285	-87.98%	43,983	-	6,500	6,500
Grants, Contributions & Other	-	N/A	-	-	-	-
Total Operating Expenditures	1,136,920	1.99%	1,114,688	603,940	1,100,525	1,255,626
Capital Outlay	715,000	-4.03%	745,000	-	735,000	747,318
Other Financing Uses	-	N/A	-	-	-	-
Total Expenditures	\$ 1,851,920	-0.42%	\$ 1,859,688	\$ 603,940	\$ 1,835,525	\$ 2,002,945
Taxes	-	N/A	-	-	-	-
Intergovernmental	-	N/A	-	-	-	-
Licenses and Permits	-	N/A	-	-	-	-
Fines, Forfeits and Penalties	-	N/A	-	-	-	-
Public Charges for Services	-	N/A	-	-	-	-
Intergovernmental Charges	1,787,081	-49.40%	3,531,950	1,038,332	2,156,736	2,469,710
Miscellaneous	7,500	-0.01%	7,501	4,573	325,300	(11,681)
Other Financing Sources	(383,937)	-82.20%	(2,157,344)	(341,987)	(653,140)	(729,521)
Total Revenues	\$ 1,410,644	2.06%	\$ 1,382,107	\$ 700,918	\$ 1,828,896	\$ 1,728,507
Beginning Carryover	(145,997)	-119.92%	732,911	(101,939)	(101,939)	172,498
Ending Carryover	(587,273)	-184.76%	692,901	(42,391)	(145,997)	(101,939)
Tax Levy	-	-100.00%	\$ 437,571	\$ (37,429)	\$ (37,429)	-

701-1620-63240-000-000	2015 Adopted	Incr/Decr 2012 Budget	2014 Budget	2013 Budget	2012 Budget	2011 Budget
Number of Positions (FTE's)						
Regular	3.92	0.70	4.62	4.62	4.46	4.46
Part-Time/Temporary	-	-	-	-	-	-
Request for Program Improvement	-	-	-	-	-	-
Total	3.92	0.70	4.62	4.62	4.46	4.46

WOOD COUNTY BUDGET SUMMARY SHEET 2015						
DEPT A/C NAME FUNCTION	15 HIGHWAY COMMITTEE BITUMINOUS OPERATIONS 53260 - 53265	1620				
Category	2015 Adopted Budget	% Inc (Decr) 2014 Budget	2014 Revised Budget	Actual Through 6/30/2014	2014 Estimated	2013 Actual
Personal Services	\$ 35,974	-80.60%	\$ 185,430	\$ 29,485	\$ 33,910	\$ 33,913
Contractual Services	100,835	0.84%	100,000	8,553	88,915	88,912
Supplies and Expense	141,805	-87.83%	1,165,000	9,538	141,805	141,803
Fixed Charges	5,000	-98.36%	305,000	325	2,295	2,295
Construction Expenses	-	N/A	-	-	-	-
Grants, Contributions & Other	-	N/A	-	-	-	-
Total Operating Expenditures	283,614	-83.84%	1,755,430	47,900	266,925	266,923
Capital Outlay	-	N/A	-	-	-	-
Other Financing Uses	-	N/A	-	-	-	-
Total Expenditures	\$ 283,614	-83.84%	\$ 1,755,430	\$ 47,900	\$ 266,925	\$ 266,923
Taxes	-	N/A	-	-	-	-
Intergovernmental	-	N/A	-	-	-	-
Licenses and Permits	-	N/A	-	-	-	-
Fines, Forfeits and Penalties	-	N/A	-	-	-	-
Public Charges for Services	-	N/A	-	-	-	-
Intergovernmental Charges	283,614	N/A	-	-	403,000	-
Miscellaneous	-	N/A	-	-	-	-
Other Financing Sources	(1)	-100.00%	1,755,430	47,900	(136,075)	266,923
Total Revenues	\$ 283,613	-83.84%	\$ 1,755,430	\$ 47,900	\$ 266,925	\$ 266,923
Beginning Carryover		N/A				
Ending Carryover		N/A				
Tax Levy	\$ 1	N/A	\$ -	\$ 0	\$ -	\$ (0)

701-1620-63260-000-000	2015 Adopted	Incr/Decr 2012 Budget	2014 Budget	2013 Budget	2012 Budget	2011 Budget
Number of Positions (FTE's)						
Regular	0.40	(1.91)	2.31	2.31	2.31	2.21
Part-Time/Temporary	-	-	-	-	-	-
Request for Program Improvement	-	-	-	-	-	-
Total	0.40	(1.91)	2.31	2.31	2.31	2.21

WOOD COUNTY BUDGET SUMMARY SHEET 2015						
DEPT A/C NAME FUNCTION	9 HWY BLDGS & GROUNDS BUILDINGS & GROUNDS 53270-53275	1620				
Category	2015 Adopted Budget	% Inc (Decr) 2014 Budget	2014 Revised Budget	Actual Through 6/30/2014	2014 Estimated	2013 Actual
Personal Services	\$ 30,356	N/A	\$ -	\$ 51,539	\$ 28,590	\$ 28,588
Contractual Services	102,570	11.79%	91,750	82,715	112,205	110,012
Supplies and Expense	1,670	67.00%	1,000	377	675	284
Fixed Charges	20,000	0.00%	20,000	18,290	20,000	20,000
Construction Expenses	-	N/A	-	-	-	-
Grants, Contributions & Other	-	N/A	-	-	-	-
Total Operating Expenditures	154,596	37.11%	112,750	152,920	161,470	158,885
Capital Outlay	-	N/A	-	-	-	-
Other Financing Uses	-	N/A	-	-	-	-
Total Expenditures	\$ 154,596	37.11%	\$ 112,750	\$ 152,920	\$ 161,470	\$ 158,885
Taxes	-	N/A	-	-	-	-
Intergovernmental		N/A				
Licenses and Permits		N/A				
Fines, Forfeits and Penalties		N/A				
Public Charges for Services		N/A				
Intergovernmental Charges		N/A				
Miscellaneous		N/A				
Other Financing Sources	154,597	37.11%	112,750	152,920	161,470	158,885
Total Revenues	\$ 154,597	37.11%	\$ 112,750	\$ 152,920	\$ 161,470	\$ 158,885
Beginning Carryover		N/A				
Ending Carryover		N/A				
Tax Levy	\$ (1)	N/A	\$ -	\$ 0	\$ -	\$ (0)

701-1620-63270-000-000	2015 Adopted	Incr/Decr 2012 Budget	2014 Budget	2013 Budget	2012 Budget	2011 Budget
Number of Positions (FTE's)	0.42	0.42	-	0.85	0.85	0.85
Regular	-	-	-	-	-	-
Part-Time/Temporary	-	-	-	-	-	-
Request for Program Improvement	-	-	-	-	-	-
Total	0.42	0.42	-	0.85	0.85	0.85

WOOD COUNTY BUDGET SUMMARY SHEET 2015						
DEPT A/C NAME FUNCTION	17	HWY EMPLOYEE TAXES/BENE EMPLOYEE TAXES & BENEFITS 53210		1630		
Category	2015 Adopted Budget	% Inc (Decr) 2014 Budget	2014 Revised Budget	Actual Through 6/30/2014	2014 Estimated	2013 Actual
Personal Services	\$ -	-100.00%	\$ (31,005)	\$ (703,026)	\$ -	\$ (46,161)
Contractual Services	-	N/A	-	-	-	-
Supplies and Expense	-	N/A	-	-	-	-
Fixed Charges	-	N/A	-	-	-	-
Construction Expenses	-	N/A	-	-	-	-
Grants, Contributions & Other	-	N/A	-	-	-	-
Total Operating Expenditures	-	-100.00%	(31,005)	(703,026)	-	(46,161)
Capital Outlay	-	N/A	-	-	-	-
Other Financing Uses	-	N/A	-	-	-	25,398
Total Expenditures	\$ -	-100.00%	\$ (31,005)	\$ (703,026)	\$ -	\$ (20,763)
Taxes	-	N/A	-	-	-	-
Intergovernmental	-	N/A	-	-	-	-
Licenses and Permits	-	N/A	-	-	-	-
Fines, Forfeits and Penalties	-	N/A	-	-	-	-
Public Charges for Services	-	N/A	-	-	-	-
Intergovernmental Charges	-	N/A	-	-	-	-
Miscellaneous	-	N/A	-	-	-	-
Other Financing Sources	-	N/A	-	-	-	-
Total Revenues	\$ -	N/A	\$ -	\$ -	\$ -	\$ -
Beginning Carryover	(7,836)	-102.02%	388,515	(8,544)	(8,544)	(29,307)
Ending Carryover	(7,836)	-101.86%	420,228	695,190	(7,836)	(8,544)
Tax Levy	\$ -	-100.00%	\$ 708	\$ 708	\$ 708	\$ -

701-1610-63210-000-000	2015 Adopted	Incr/Decr 2012 Budget	2014 Budget	2013 Budget	2012 Budget	2011 Budget
Number of Positions (FTE's)						
Regular	5.19	0.81	4.38	4.66	5.21	5.43
Part-Time/Temporary	-	-	-	-	-	-
Request for Program Improvement	-	-	-	-	-	-
Total	5.19	0.81	4.38	4.66	5.21	5.43

WOOD COUNTY BUDGET SUMMARY SHEET 2015						
DEPT A/C NAME FUNCTION	11 HWY SNOW REMOVAL SNOW REMOVAL 53312	1640				
Category	2015 Adopted Budget	% Inc (Decr) 2014 Budget	2014 Revised Budget	Actual Through 6/30/2014	2014 Estimated	2013 Actual
Personal Services	\$ 385,940	76.62%	\$ 218,517	\$ 213,135	\$ 389,660	\$ 349,782
Contractual Services	-	N/A	-	-	-	-
Supplies and Expense	515,534	7.40%	480,000	411,730	868,189	874,577
Fixed Charges	-	-100.00%	165,000	-	-	-
Construction Expenses	-	N/A	-	-	-	-
Grants, Contributions & Other	-	N/A	-	-	-	-
Total Operating Expenditures	901,474	4.40%	863,517	624,866	1,257,849	1,224,359
Capital Outlay	-	N/A	-	-	-	-
Other Financing Uses	-	N/A	-	-	-	-
Total Expenditures	\$ 901,474	4.40%	\$ 863,517	\$ 624,866	\$ 1,257,849	\$ 1,224,359
Taxes	-	N/A	-	-	-	-
Intergovernmental	-	N/A	-	-	-	-
Licenses and Permits	-	N/A	-	-	-	-
Fines, Forfeits and Penalties	-	N/A	-	-	-	-
Public Charges for Services	-	N/A	-	-	-	-
Intergovernmental Charges	-	N/A	-	-	-	-
Miscellaneous	-	N/A	-	-	-	-
Other Financing Sources	-	N/A	-	-	-	377,892
Total Revenues	\$ -	N/A	\$ -	\$ -	\$ -	\$ 377,892
Beginning Carryover	(467,640)	-628.48%	88,487	(73,564)	(73,564)	34,130
Ending Carryover	(465,341)	-624.37%	88,743	165,344	(467,640)	(73,564)
Tax Levy	\$ 903,773	4.63%	\$ 863,773	\$ 863,773	\$ 863,773	\$ 738,773

701-1630-63312-000-000	2015 Adopted	Incr/Decr 2012 Budget	2014 Budget	2013 Budget	2012 Budget	2011 Budget
Number of Positions (FTE's)						
Regular	3.94	1.08	2.86	2.93	2.93	2.86
Part-Time/Temporary	-	-	-	-	-	-
Request for Program Improvement	-	-	-	-	-	-
Total	3.94	1.08	2.86	2.93	2.93	2.86

WOOD COUNTY BUDGET SUMMARY SHEET 2015						
DEPT A/C NAME FUNCTION	12	HWY MNT OF STATE & LOCAL MAINT STHS 53320		1670		
Category	2015 Adopted Budget	% Inc (Decr) 2014 Budget	2014 Revised Budget	Actual Through 6/30/2014	2014 Estimated	2013 Actual
Personal Services	\$ 573,150	28.09%	\$ 447,461	\$ 364,297	\$ 525,890	\$ 525,893
Contractual Services	-	N/A	-	-	-	-
Supplies and Expense	710,395	57.87%	450,000	404,373	710,395	710,395
Fixed Charges	-	-100.00%	200,000	-	-	-
Construction Expenses	-	N/A	-	-	-	-
Grants, Contributions & Other	-	N/A	-	-	-	-
Total Operating Expenditures	1,283,545	16.96%	1,097,461	768,670	1,236,285	1,236,288
Capital Outlay	-	N/A	-	-	-	-
Other Financing Uses	-	N/A	-	-	-	-
Total Expenditures	\$ 1,283,545	16.96%	\$ 1,097,461	\$ 768,670	\$ 1,236,285	\$ 1,236,288
Taxes	-	N/A	-	-	-	-
Intergovernmental	-	N/A	-	-	-	-
Licenses and Permits	-	N/A	-	-	-	-
Fines, Forfeits and Penalties	-	N/A	-	-	-	-
Public Charges for Services	-	N/A	-	-	-	-
Intergovernmental Charges	1,283,545	-3.81%	1,334,449	754,851	1,113,795	1,113,795
Miscellaneous	-	N/A	-	-	-	-
Other Financing Sources	-	N/A	-	-	-	-
Total Revenues	\$ 1,283,545	-3.81%	\$ 1,334,449	\$ 754,851	\$ 1,113,795	\$ 1,113,795
Beginning Carryover	(244,984)	-4064.14%	6,180	(122,494)	(122,494)	-
Ending Carryover	(244,984)	3485.83%	(6,832)	(136,313)	(244,984)	(122,494)
Tax Levy	\$ -	-100.00%	\$ (250,000)			\$ -

701-1670-63320-000-000	2015 Adopted	Incr/Decr 2012 Budget	2014 Budget	2013 Budget	2012 Budget	2011 Budget
Number of Positions (FTE's)						
Regular	6.55	0.52	6.03	5.93	6.28	7.19
Part-Time/Temporary	-	-	-	-	-	-
Request for Program Improvement	-	-	-	-	-	-
Total	6.55	0.52	6.03	5.93	6.28	7.19

WOOD COUNTY BUDGET SUMMARY SHEET 2015						
DEPT A/C NAME FUNCTION	13 HWY MNT OF STATE & LOCAL LOCAL ROADS 53330	1670				
Category	2015 Adopted Budget	% Inc (Decr) 2014 Budget	2014 Revised Budget	Actual Through 6/30/2014	2014 Estimated	2013 Actual
Personal Services	\$ 166,313	-33.57%	\$ 250,340	\$ 69,592	\$ 150,725	\$ 131,024
Contractual Services	-	N/A	-	-	-	-
Supplies and Expense	450,000	0.00%	450,000	286,940	721,555	721,487
Fixed Charges	-	-100.00%	250,000	-	-	-
Construction Expenses	-	N/A	-	-	-	-
Grants, Contributions & Other	-	N/A	-	-	-	-
Total Operating Expenditures	616,313	-35.15%	950,340	356,532	872,280	852,511
Capital Outlay	-	N/A	-	-	-	-
Other Financing Uses	-	N/A	-	-	-	-
Total Expenditures	\$ 616,313	-35.15%	\$ 950,340	\$ 356,532	\$ 872,280	\$ 852,511
Taxes	-	N/A	-	-	-	-
Intergovernmental	-	N/A	-	-	-	-
Licenses and Permits	-	N/A	-	-	-	-
Fines, Forfeits and Penalties	-	N/A	-	-	-	-
Public Charges for Services	-	N/A	-	-	-	-
Intergovernmental Charges	616,313	-47.93%	1,183,733	289,700	798,640	798,640
Miscellaneous	-	N/A	-	470	3,575	3,578
Other Financing Sources	-	N/A	-	-	-	-
Total Revenues	\$ 616,313	-47.93%	\$ 1,183,733	\$ 290,171	\$ 802,215	\$ 802,218
Beginning Carryover	(120,358)	-1605.41%	7,995	(50,293)	(50,293)	-
Ending Carryover	(120,358)	-834.43%	16,388	(116,654)	(120,358)	(50,293)
Tax Levy	\$ -	-100.00%	\$ (225,000)			\$ -

701-1670-63330-000-000	2015 Adopted	Incr/Decr 2012 Budget	2014 Budget	2013 Budget	2012 Budget	2011 Budget
Number of Positions (FTE's)						
Regular	2.00	(1.38)	3.38	3.52	2.79	2.69
Part-Time/Temporary	-	-	-	-	-	-
Request for Program Improvement	-	-	-	-	-	-
Total	2.00	(1.38)	3.38	3.52	2.79	2.69

WOOD COUNTY BUDGET SUMMARY SHEET 2015						
DEPT A/C NAME FUNCTION	14 HIGHWAY COUNTY AID ROADS 53340	1650				
Category	2015 Adopted Budget	% Inc (Decr) 2014 Budget	2014 Revised Budget	Actual Through 6/30/2014	2014 Estimated	2013 Actual
Personal Services	\$ 85,519	-37.43%	\$ 136,670	\$ 12,687	\$ 36,065	\$ 88,952
Contractual Services	-	N/A	-	-	-	-
Supplies and Expense	-	N/A	-	-	-	-
Fixed Charges	-	N/A	-	-	-	-
Construction Expenses	-	N/A	-	-	-	-
Grants, Contributions & Other	375,000	0.00%	375,000	-	221,345	589,734
Total Operating Expenditures	460,519	-10.00%	511,670	12,687	257,410	678,686
Capital Outlay	-	N/A	-	-	-	-
Other Financing Uses	-	N/A	-	-	-	-
Total Expenditures	\$ 460,519	-10.00%	\$ 511,670	\$ 12,687	\$ 257,410	\$ 678,686
Taxes	-	N/A	-	-	-	-
Intergovernmental	-	N/A	-	-	-	-
Licenses and Permits	-	N/A	-	-	-	-
Fines, Forfeits and Penalties	-	N/A	-	-	-	-
Public Charges for Services	-	N/A	-	-	-	-
Intergovernmental Charges	340,519	183.77%	120,000	(29,561)	773,135	773,137
Miscellaneous	-	N/A	-	-	-	-
Other Financing Sources	-	N/A	-	-	-	-
Total Revenues	\$ 340,519	183.77%	\$ 120,000	\$ (29,561)	\$ 773,135	\$ 773,137
Beginning Carryover	1,136,274	370.15%	241,683	500,549	500,549	286,098
Ending Carryover	1,136,274	-3889.22%	(29,987)	578,300	1,136,274	500,549
Tax Levy	\$ 120,000	0.00%	\$ 120,000	\$ 120,000	\$ 120,000	\$ 120,000

701-1670-63340-000-000	2015 Adopted	Incr/Decr 2012 Budget	2014 Budget	2013 Budget	2012 Budget	2011 Budget
Number of Positions (FTE's)						
Regular	1.21	(0.61)	1.82	1.42	-	-
Part-Time/Temporary	-	-	-	-	-	-
Request for Program Improvement	-	-	-	-	-	-
Total	1.21	(0.61)	1.82	1.42	-	-

**WOOD COUNTY BUDGET
SUMMARY SHEET
2015**

DEPT	14	HIGHWAY	1660
A/C NAME		COUNTY AID BRIDGE CONSTRUCTION	
FUNCTION		53182 & 53341	

Category	2015 Adopted Budget	% Inc (Decr) 2014 Budget	2014 Revised Budget	Actual Through 6/30/2014	2014 Estimated	2013 Actual
Personal Services	\$ 52,470	N/A	\$ -	\$ -	\$ 34,300	\$ 39,358
Contractual Services	-	N/A	-	-	-	-
Supplies and Expense	-	N/A	-	-	-	-
Fixed Charges	-	N/A	-	-	-	-
Construction Expenses	-	N/A	-	-	-	-
Grants, Contributions & Other	170,131	126.84%	75,000	560	410,900	374,187
Total Operating Expenditures	222,601	196.80%	75,000	560	445,200	413,546
Capital Outlay	-	N/A	-	-	-	-
Other Financing Uses	-	N/A	-	-	-	-
Total Expenditures	\$ 222,601	196.80%	\$ 75,000	\$ 560	\$ 445,200	\$ 413,546
Taxes	-	N/A	-	-	-	-
Intergovernmental	-	N/A	-	-	-	-
Licenses and Permits	-	N/A	-	-	-	-
Fines, Forfeits and Penalties	-	N/A	-	-	-	-
Public Charges for Services	-	N/A	-	-	-	-
Intergovernmental Charges	-	-100.00%	11,286	10,191	445,200	157,352
Miscellaneous	-	N/A	-	-	-	-
Other Financing Sources	-	N/A	-	-	-	-
Total Revenues	\$ -	-100.00%	\$ 11,286	\$ 10,191	\$ 445,200	\$ 157,352
Beginning Carryover	(276,618)	123.80%	(123,602)	(287,904)	(287,904)	(42,996)
Ending Carryover	(276,619)	57.14%	(176,030)	(266,987)	(276,618)	(287,904)
Tax Levy	\$ 222,600	1872.36%	\$ 11,286	\$ 11,286	\$ 11,286	\$ 11,286

Number of Positions (FTE's)	2015 Adopted	Incr/Decr 2012 Budget	2014 Budget	2013 Budget	2012 Budget	2011 Budget
Regular	0.55	0.55	-	-	-	-
Part-Time/Temporary	-	-	-	-	-	-
Request for Program Improvement	-	-	-	-	-	-
Total	0.55	0.55	-	-	-	-

WOOD COUNTY BUDGET SUMMARY SHEET 2015						
DEPT A/C NAME FUNCTION	18 605 HWY MAINT FRAC SAND 53315	1680-1682				
Category	2015 Adopted Budget	% Inc (Decr) 2014 Budget	2014 Revised Budget	Actual Through 6/30/2014	2014 Estimated	2013 Actual
Personal Services	\$ -	N/A	\$ -	\$ -	\$ -	\$ -
Contractual Services	-	N/A	-	-	-	-
Supplies and Expense	-	N/A	-	-	-	-
Fixed Charges	-	N/A	-	-	-	-
Construction Expenses	-	N/A	-	-	-	-
Grants, Contributions & Other	-	N/A	-	-	-	-
Total Operating Expenditures	-	N/A	-	-	-	-
Capital Outlay	-	N/A	-	-	-	-
Other Financing Uses	-	N/A	-	-	-	-
Total Expenditures	\$ -	N/A	\$ -	\$ -	\$ -	\$ -
Taxes	-	N/A	-	-	-	-
Intergovernmental	-	N/A	-	-	-	-
Licenses and Permits	-	N/A	-	-	-	-
Fines, Forfeits and Penalties	-	N/A	-	1,472	10,070	259,329
Public Charges for Services	-	N/A	-	-	-	-
Intergovernmental Charges	-	N/A	-	-	-	-
Miscellaneous	-	N/A	-	-	-	-
Other Financing Sources	-	N/A	-	-	-	-
Total Revenues	\$ -	N/A	\$ -	\$ 1,472	\$ 10,070	\$ 259,329
Beginning Carryover	299,970	1.31%	296,085	289,900	289,900	30,570
Ending Carryover	299,970	1.31%	296,085	291,372	299,970	289,900
Tax Levy	\$ -	N/A	\$ -	\$ -	\$ -	\$ -

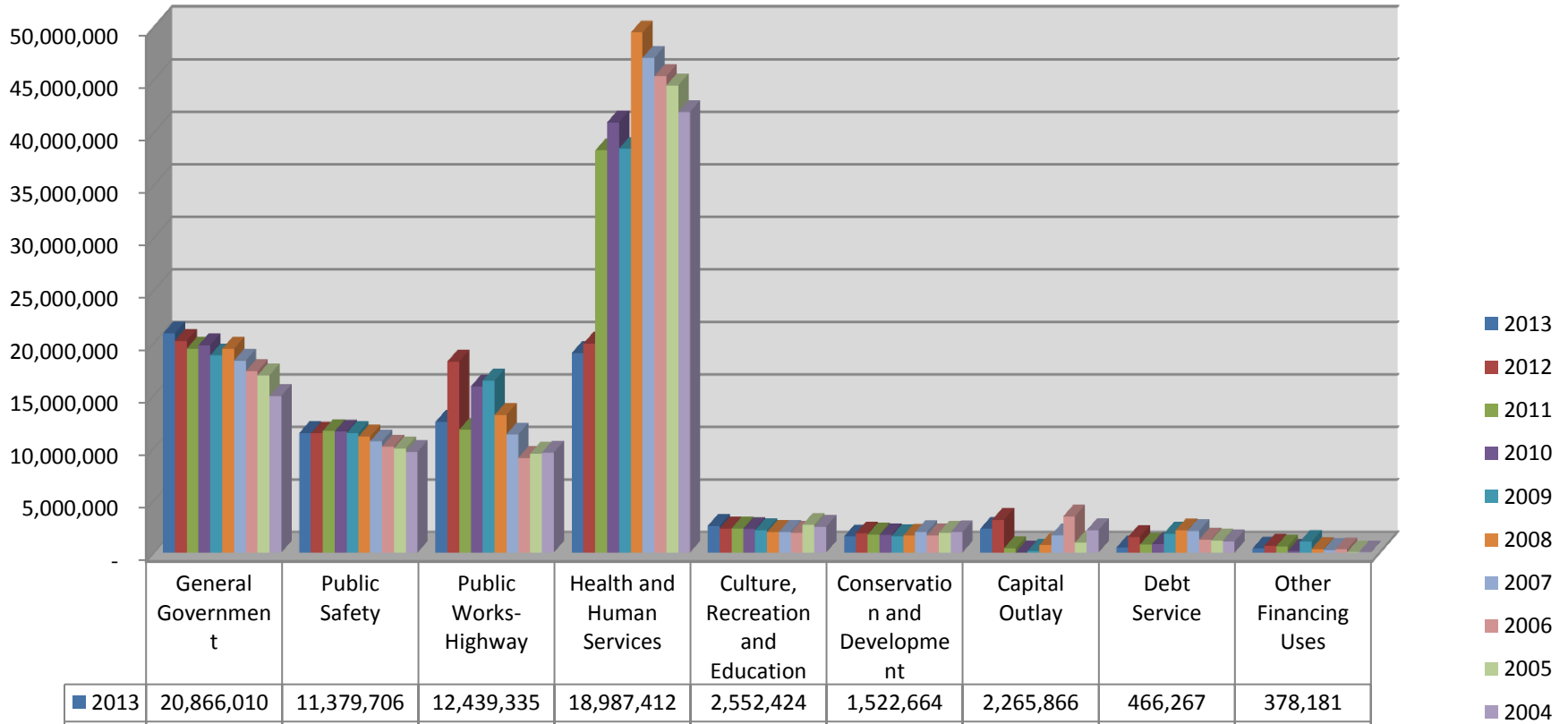
	2015 Adopted	Incr/Decr 2012 Budget	2014 Budget	2013 Budget	2012 Budget	2011 Budget
Number of Positions (FTE's)						
Regular	-	-	-	-	-	-
Part-Time/Temporary	-	-	-	-	-	-
Request for Program Improvement	-	-	-	-	-	-
Total	-	-	-	-	-	-

WOOD COUNTY BUDGET SUMMARY SHEET 2015						
DEPT A/C NAME FUNCTION	19	406	HIGHWAY CAPITAL PROJECTS HIGHWAY CONSTRUCTION 53315			
Category	2015 Adopted Budget	% Inc (Decr) 2014 Budget	2014 Revised Budget	Actual Through 6/30/2014	2014 Estimated	2013 Actual
Personal Services	\$ 157,927	N/A	\$ -	\$ -	\$ -	\$ -
Contractual Services	-	N/A	-	-	-	-
Supplies and Expense	-	N/A	-	-	-	-
Fixed Charges	-	N/A	-	-	-	-
Construction Expenses	4,948,572	N/A	-	-	-	-
Grants, Contributions & Other	-	N/A	-	-	-	-
Total Operating Expenditures	5,106,499	N/A	-	-	-	-
Capital Outlay	-	N/A	-	-	-	-
Other Financing Uses	-	N/A	-	-	-	-
Total Expenditures	\$ 5,106,499	N/A	\$ -	\$ -	\$ -	\$ -
Taxes	-	N/A	-	-	-	-
Intergovernmental	320,000	N/A	-	-	-	-
Licenses and Permits	-	N/A	-	-	-	-
Fines, Forfeits and Penalties	-	N/A	-	-	-	-
Public Charges for Services	-	N/A	-	-	-	-
Intergovernmental Charges	-	N/A	-	-	-	-
Miscellaneous	-	N/A	-	-	-	-
Other Financing Sources	4,786,500	N/A	-	-	-	-
Total Revenues	\$ 5,106,500	N/A	\$ -	\$ -	\$ -	\$ -
Beginning Carryover	-	N/A	-	-	-	-
Ending Carryover	1	N/A	-	-	-	-
Tax Levy	\$ -	N/A	\$ -	\$ -	\$ -	\$ -

	2015 Adopted	Incr/Decr 2012 Budget	2014 Budget	2013 Budget	2012 Budget	2011 Budget
Number of Positions (FTE's)						
Regular	2.17	2.17	-	-	-	-
Part-Time/Temporary	-	-	-	-	-	-
Request for Program Improvement	-	-	-	-	-	-
Total	2.17	2.17	-	-	-	-

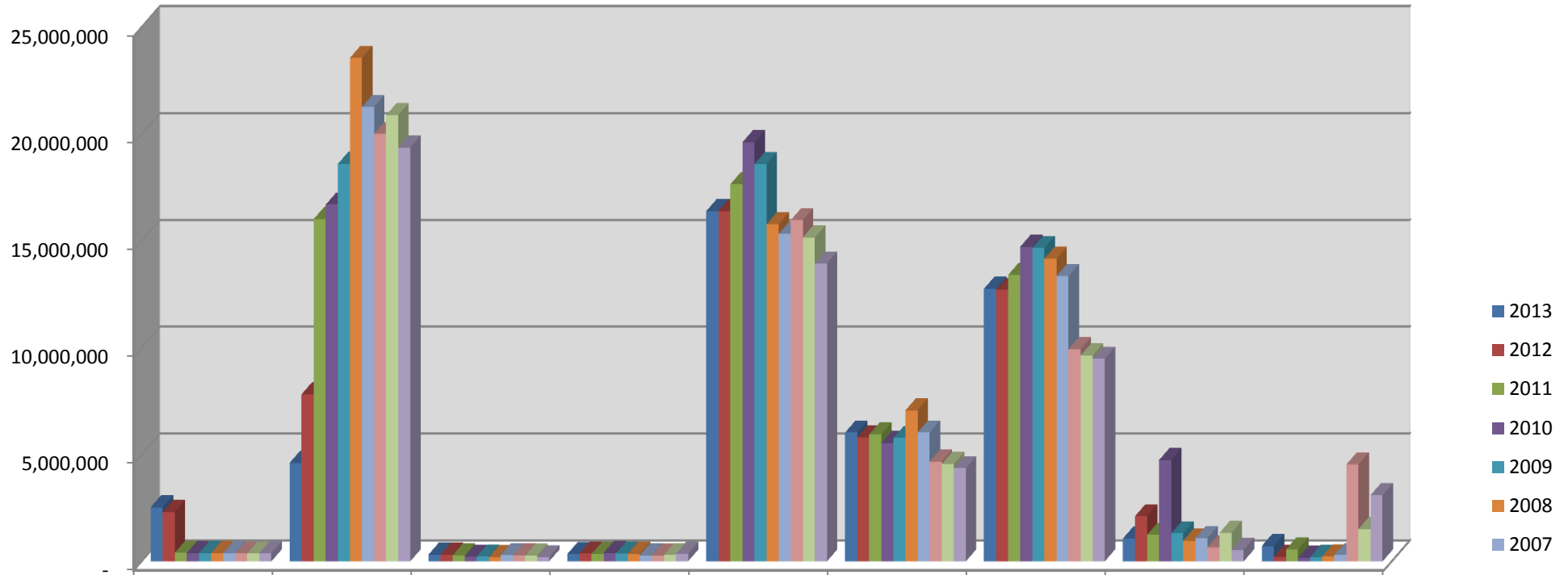
STATISTICAL AND SUPPLEMENTAL DATA

Operating Expenditures by Activity - 10 Year Comparison



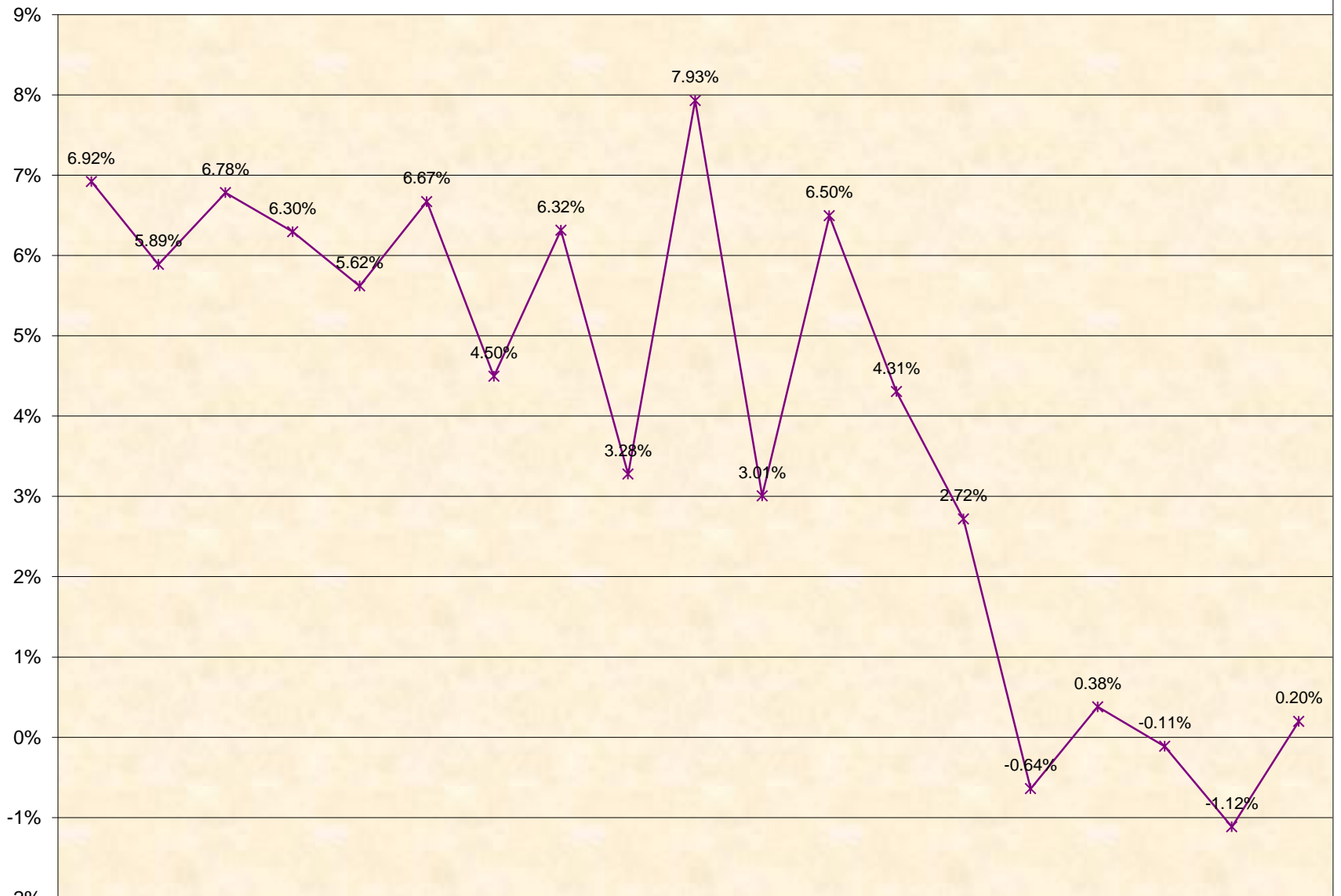
	General Government	Public Safety	Public Works-Highway	Health and Human Services	Culture, Recreation and Education	Conservation and Development	Capital Outlay	Debt Service	Other Financing Uses
2013	20,866,010	11,379,706	12,439,335	18,987,412	2,552,424	1,522,664	2,265,866	466,267	378,181
2012	20,165,496	11,348,762	18,175,172	19,914,863	2,313,294	1,831,766	3,114,205	1,503,015	636,828
2011	19,414,774	11,587,469	11,682,373	38,280,473	2,304,260	1,737,460	402,500	770,000	595,966
2010	19,745,472	11,522,404	15,834,418	40,948,099	2,252,957	1,677,282	5,500	801,500	164,184
2009	18,790,471	11,385,519	16,383,749	38,432,703	2,148,786	1,539,898	146,150	1,793,250	1,029,300
2008	19,413,592	11,046,171	13,104,001	49,480,234	1,951,861	1,604,475	703,834	2,107,850	347,588
2007	18,289,714	10,597,585	11,258,689	47,086,310	1,970,345	1,945,055	1,660,877	2,070,450	263,035
2006	17,271,364	10,099,423	9,014,455	45,332,659	1,879,488	1,653,501	3,432,800	1,238,928	299,416
2005	16,896,139	9,930,301	9,415,642	44,444,560	2,652,892	1,885,529	940,672	1,147,388	36,369
2004	14,927,085	9,591,891	9,524,866	41,935,064	2,472,169	1,934,012	2,135,560	1,070,510	39,285

Operating Revenues by Source - 10 Year Comparison



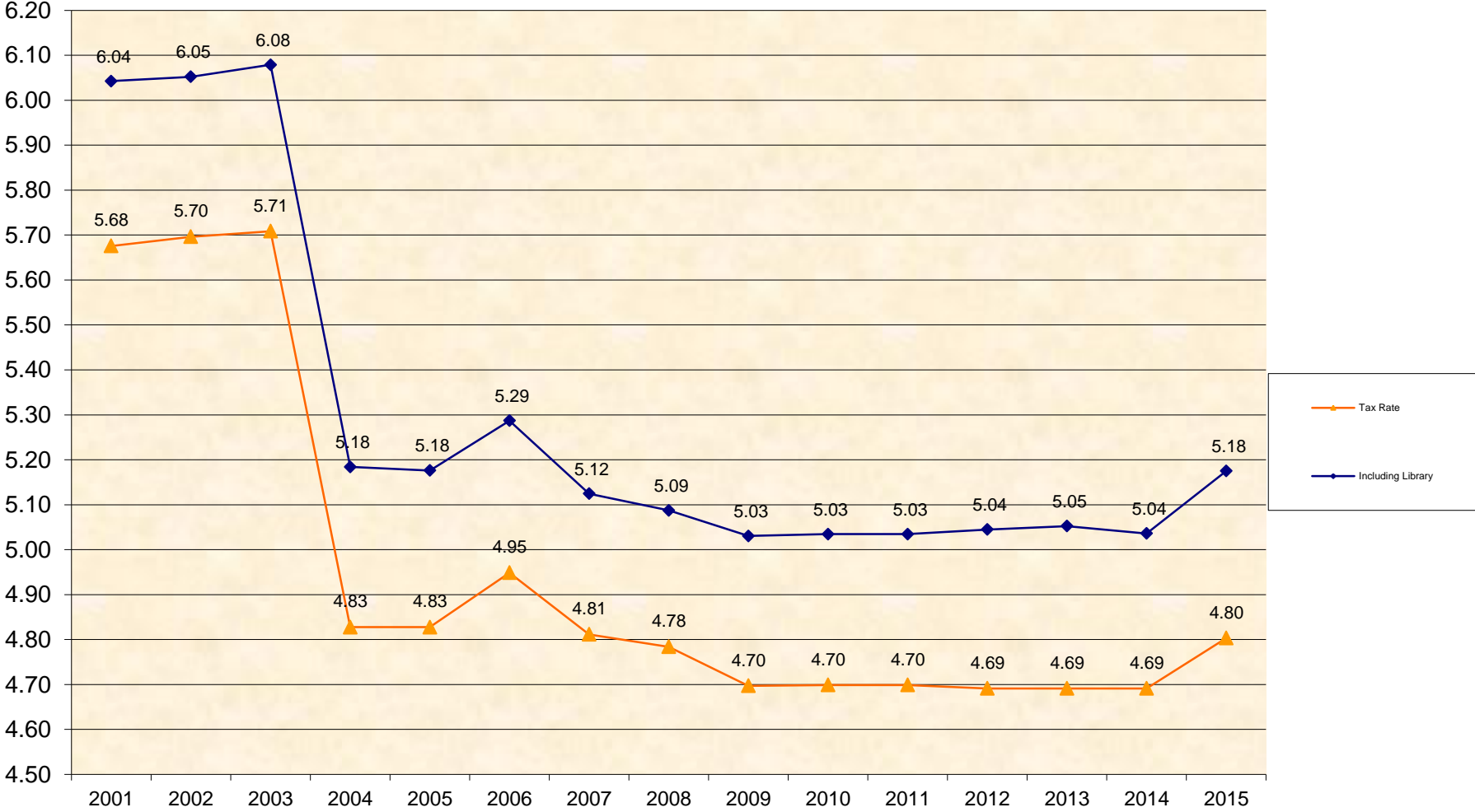
	Taxes	Intergovernmental	Licenses and Permits	Fines, Forfeits and Penalties	Public Charges for Services	Charges to Other Governments	Interdepartmental Charges	Miscellaneous	Other Financing Sources
2013	2,528,788	4,603,306	313,525	342,400	16,389,341	6,031,655	12,759,971	1,069,573	717,889
2012	2,306,860	7,820,126	311,195	367,000	16,395,827	5,805,133	12,707,624	2,112,134	209,652
2011	402,200	16,019,388	285,295	350,467	17,651,140	5,946,393	13,407,936	1,241,797	558,265
2010	392,000	16,696,348	218,300	391,950	19,614,409	5,536,610	14,723,451	4,746,406	164,183
2009	391,500	18,599,045	228,250	364,350	18,592,674	5,776,871	14,664,298	1,315,112	201,300
2008	392,000	23,560,433	197,600	351,725	15,781,368	7,070,323	14,165,420	968,544	233,488
2007	391,800	21,266,134	292,825	284,192	15,329,161	6,031,868	13,354,292	1,087,909	296,309
2006	371,800	20,002,673	287,500	272,095	15,967,703	4,669,998	9,928,987	653,115	4,535,232
2005	371,000	20,883,411	271,090	299,200	15,158,748	4,556,080	9,636,693	1,339,036	1,516,564
2004	386,250	19,366,288	191,560	359,350	13,937,681	4,358,753	9,481,274	536,298	3,100,114

Percentage Change in Equalized Value



Series5	6.92%	5.89%	6.78%	6.30%	5.62%	6.67%	4.50%	6.32%	3.28%	7.93%	3.01%	6.50%	4.31%	2.72%	-0.64%	0.38%	-0.11%	-1.12%	0.20%
---------	-------	-------	-------	-------	-------	-------	-------	-------	-------	-------	-------	-------	-------	-------	--------	-------	--------	--------	-------

Operating & Debt Tax Rates



GLOSSARY OF BUDGET TERMS

(AS THESE TERMS APPLY TO WOOD COUNTY)

The annual budget document and talks surrounding the budget process contain specialized and technical terminology that is unique to public finance and budgeting. To assist persons interested in the annual budget process including readers of this document in understanding these terms, a budget glossary has been included for your review.

ACCRUAL ACCOUNTING

The basis of accounting under which transactions are recorded at the time they are incurred as opposed to when cash is actually received for disbursed. Terms associated with this are revenue and expense.

ACCOUNTING BASIS

The basis of accounting refers to when revenues and expenditures or expenses are recognized in the accounts and reported in the financial statements.

ACCOUNTS RECEIVABLE

An important revenue source for the County is incoming receivables. The system is set up to be accessed from all departments and allows for funds to be deposited in several specific departments with all general receipts coming into the Treasurer's collection area. The system monitors timely payments to the County.

ADA

Americans with Disabilities Act; federal legislation (P.L. 101-336) requiring equal opportunity for the disabled in the access to programs and services and in employment matters.

ADOPTED BUDGET

The budget that is approved by the County Board in November for the following fiscal year beginning January 1.

AFDC

Aids to Families with Dependent Children; the former income maintenance program, now replaced by W-2, providing payments to low-income households with children.

AGENCY FUNDS

A fund to account for dollars of which the County is a custodian. The County does not manage the funds or make decisions about their use.

ALLOCATED APPLIED CREDITS

Contra expenses credited to the individual cost centers when charges are made to other cost centers based on use.

AODA

Alcohol and Other Drug Abuse; services to individuals experiencing alcohol and/or other drug abuse are available through the Human Services Department.

APPROPRIATION

An authorization made by the County Board which permits officials to incur obligations against and to make expenditures of governmental resources for specific purposes. Appropriations are usually made for fixed amounts and are typically granted for a one-year period.

APPROPRIATION UNIT

One or more expenditure accounts grouped by purpose, including:

1. Personal Services
2. Contractual Services
3. Supplies & Expenses
4. Building Materials
5. Fixed Charges
6. Grants, Contributions & Other
7. Capital Outlay
8. Other Financing Uses

ASSESSMENT

An assessment is the value placed upon a property by the local assessor, which is a basis for levying property taxes (See equalized property valuation). This amount may be above or below the current market value of the property. Taxes are not levied on assessed value.

ASSESSED VALUATION

A valuation set on real estate and certain personal property, by the municipal assessor, as a basis for levying property taxes (See equalized property valuation).

ASSETS

Property owned by a government which has a monetary value

AUDIT

A comprehensive examination of the manner in which the County's resources were actually utilized. A financial audit is a review of the accounting system and financial information to determine how government funds were spent and whether expenditures were in compliance with the County Board's appropriations.

AUTHORIZED POSITIONS

Regular full-time or regular part-time positions as authorized by a County Board approved ordinance.

BALANCE SHEET

A statement that discloses the financial condition of an entity by assets, liabilities, and fund balance (equity) of a fund or account group at a specific date to exhibit financial position.

BALANCED BUDGET

A budget in which revenues and expenditures are equal. Wood County's budget is balanced, as County budgeted total expenditures are funded by a combination of various external revenue sources (e.g., intergovernmental grants, licenses fee, fines, etc.) property taxes and funds available for appropriation in fund balances as identified in the prior year CAFR.

BOARD OF SUPERVISORS

The Wood County Board of Supervisors is a body of government comprising 19 elected supervisors from each of the districts in the county. The Board acts similarly to the state legislature in that it is the policy-making body of the County government. It establishes county ordinances, levies taxes, passes laws concerning law enforcement and appropriates money for services.

BOND

A written promise to pay a specified sum of money (called the principal amount or face value of a debt instrument) at a specified future date (called the maturity date) along with periodic interest paid at a specified percentage of the principal (called the interest rate). Bonds are typically used for long-term debt to pay for specific capital expenditures.

BOND RATING

A level of risk assigned to general obligation promissory notes assessed by a rating agency. The higher the rating, the less risky the notes are to the entity borrowing the funds. Wood County has an AA1 bond rating, which represents the second lowest risk possible to obtain. Wood County is the smallest county with a nation with an AA1 bond rating.

BONDED DEBT

The portion of indebtedness represented by outstanding bonds, which include general obligation promissory notes that are backed by approved, irrevocable future tax levies for debt service.

BUDGET

A plan of financial operation embodying an estimate of proposed expenditures for a given period and the proposed means of financing them. Used without any modifier, the term usually indicates a financial plan for a single fiscal year. As defined in s 65.90, Wisconsin State Statutes, the Capital Budget and Operating Budget Appropriations Resolutions adopted by the County Board.

BUDGET MESSAGE

The opening section of the budget prepared by the County Finance Director, which provides the County Board of Supervisors and the public with a general summary of important aspects of budget policy, including changes from the current and previous fiscal years.

BUDGET NARRATIVE

A document describing the county's financial plan of operation embodying proposed expenditures for a given period, generally a fiscal year, and the proposed means of financing them. It may also include narrative, historical, comparative, summary and other financial information as

BUDGETARY CONTROL

The control or management of a governmental unit in accordance with an approved budget for the purpose of keeping expenditures within the limitations of authorization.

BUDGETED POSITIONS

Authorized positions that are funded in the current or ensuing budget year.

CAPITAL ASSETS

Assets of significant value and having a useful life of several years. Capital assets, sometimes referred to as fixed assets, include buildings, equipment, improvements other than buildings, and land. In the private sector, these assets are referred to most often as property, plant and equipment.

CAPITAL IMPROVEMENT

An active or proposed non recurrent expenditure in one or more specified plan years of an amount usually in excess of five thousand dollars (\$5,000) for costs associated with a permanent fixed asset (e.g. Building, land, highway and technology improvements, equipment) which has a useful life or extends the useful

CAPITAL IMPROVEMENT PLAN (CIP)

A plan for capital expenditures to be incurred each year over a fixed number of years, usually five or ten, to meet capital needs arising from the long-term work program or other capital needs. It sets forth each project or other contemplated expenditure in which the government is to have a part and specifies the resources estimated to be available to finance the projected expenditures.

CAPITAL OUTLAY

Capital equipment, capital improvements. Expenditures for land, equipment, vehicles or buildings which result in the addition to fixed assets or \$5,000 or more

CAPITAL PROJECT FUND

Capital project funds are used to account for financial resources to be used for the acquisition or construction of major capital facilities other than those financed by enterprise and trust funds.

CARRY FORWARD

Budget authority that does not lapse at the end of a fiscal year, but is allowed to be extended into the following fiscal year. Carry Forwards are usually associated with large-scale capital projects, equipment acquisition or grants that may span multiple fiscal years.

CASH ACCOUNTING

Accounting basis by which amounts are recorded on the day cash changes hands. For instance, revenue would be recorded when and to the extent a payment is made, not when and in the amount of an invoice being issued.

CASH MANAGEMENT

The County has a county-wide cash management program that details how cash is to be handled effectively from the collection point to the time of deposit. We have restrictions on the number of checking accounts that can exist throughout the County and requirements for processing payments. The accounts payable process is centralized. Good cash management procedures have been a significant benefit to our investment program.

CCAP

Court's automated system

CDBG

Community Development Block Grant.

CHILDREN'S LONG TERM SUPPORT (CLTS)

Home and Community Based Waiver Funding provides fully funded and locally-matched tax levy funding for children diagnosed with Autism, Asperger's and Pervasive Developmental Disorders.

COMMISSIONS AND BOARDS

Members consist of both County Board of Supervisors and citizens. Most commission and board members are appointed by the County Executive and are approved by the County Board. Responsibilities include making policy recommendations to the Executive on decisions that affect county government services and operations.

COMMITTEE OF JURISDICTION

A County committee which is responsible for evaluating the programs under its jurisdiction to determine program definition, goals and objectives, costs, efficiency and effectiveness.

COMMUNITY AIDS – BASIC COUNTY ALLOCATION (BCA)

The major state funding source for County Human Service Department programs. These funds can be broadly used to pay for social services and services for mentally disabled persons.

COMMUNITY OPTIONS PROGRAM WAIVER (COP-Waiver; COP-W)

Provides Medical Assistance funding for home and community-based care for elderly and physically disabled citizens who have long-term care needs, and who would otherwise be eligible for Medical Assistance reimbursement in a nursing home. County participation was mandated effective January 1, 1990.

COMMUNITY RECOVERY SERVICES (CRS)

1915(i) Home and Community Based Services, will provide three specific services: Community Living Supportive Services, Supported Employment, and Peer Supports under the umbrella of psychosocial rehabilitation to individuals with serious and persistent mental illness.

COMPREHENSIVE ANNUAL FINANCIAL REPORT (CAFR)

The official annual financial report for the County. This report is prepared in conformity with Generally Accepted Accounting Principles, and is subject to review by a public accounting firm. The report provides information used by bond rating agencies, prospective investors, regulatory and funding agencies, and other interested parties.

COMPREHENSIVE COMMUNITY SERVICES (CCS)

Under State Administrative Code Ch. DHS 36, Comprehensive Community Services are designed to provide persons with mental disorders and substance-use disorders a flexible array of individualized community based psycho-social rehabilitation services authorized by a mental health professional to consumers with mental health or substance use issues across their lifespan.

CONSUMER PRICE INDEX (CPI)

A statistical description of price levels published by the United States Department of Labor's Bureau of Labor Statistics. This index is used to measure the amount of economic inflation/deflation, or increase/decrease in the cost of living.

CONTINGENCY FUNDS

Assets or other resources set aside to provide for unforeseen expenditures or for anticipated expenditures of uncertain amounts during the budget year.

CONTRACTUAL SERVICES

Professional services, utility services, repair & maintenance - streets, repair & maintenance services - other, special services, per diem - contractual services, contractual services - other.

COST CENTER

A fund, major program, department or other activity for which control of expenditures is desirable.

COUNTY BOARD CHAIRMAN

A County Board member elected by the County Board. This position refers all matters directed to the County Board to the appropriate standing committees of the Board, and is responsible for determining the meeting agendas and for conducting the proceedings of the Board at its meeting.

COUNTY BOARD OF SUPERVISORS

The acting County legislative body. Comprised of nineteen (19) supervisors elected from separate districts. Supervisors are elected for two-year terms in April of even numbered years.

DEBT

A financial obligation resulting from the borrowing of money. Debts of the County include bonds and notes and interest free state Loans

DEBT SERVICE FUND

Debt service funds are used to account for the accumulation of resources for and the payment of general obligation long-term debt principal, interest and related costs.

DEBT RATE LIMIT

The maximum debt rate at which the County may levy a tax, imposed by the state legislature based on the 1992 paid 1993 debt rate.

DEFICIT

The excess of expenditures/uses over revenues/resources.

DEPARTMENT

A major administrative division of the County which indicates overall management responsibility for an operation or a group of related operations within a functional area.

DEPRECIATION

The portion of the cost of a fixed asset which is charged as an expense during a particular period, due to the expiration of the useful life of the asset attributable to wear and tear, deterioration or obsolescence. This is shown in proprietary funds and applicable component units.

DESIGNATED FUND BALANCE

That portion of the unreserved fund balance which has been designated by the County Board for tentative future spending plans (e.g. for contingencies or equipment replacement).

EFFECTIVENESS MEASURE

A type of performance measure that identifies results, accomplishments or quality of the item or service provided, also outcome measure.

EFFICIENCY MEASURE

A type of performance measure that reports the measure of how much output or outcome can be produced or provided by a given resource level or how much input it takes to produce a given level of outcome. Indicators that quantify the relationship between inputs and outputs which can be expressed as productivity ratios or a unit-cost ratios.

ENCUMBRANCE

The commitment of appropriated funds to purchase an item or service. To encumber funds means to set aside or commit funds for future expenditures.

ENTERPRISE FUNDS

Enterprise funds are used to account for operations that are financed and operated in a manner similar to private business enterprises. The intent of the governing body is that the costs (expenses, including depreciation) of providing goods or services to the general public on a continuing basis be financed or recovered primarily through user charges.

EQUALIZED PROPERTY VALUE

The State of Wisconsin's estimate of the current market value of property, generally also called fair market value of full value. Equalized value is used to apportion property tax levies (county, school districts, vocational technical and adult education districts).

EQUITY

The excess of assets over liabilities generally referred to as fund balance.

ESTIMATE

An estimate is a projection of the current year's revenues or expenditures.

EXPENDITURES

Use of financial resources to pay for current operating needs, debt service and capital outlay in nonproprietary funds. The term is associated with modified accrual accounting for governmental and similar fund types.

EXPENSES

Use of financial resources to pay for or accrue for operating needs, interest and needs of the fund in proprietary fund types associated with accrual accounting, Personal Services, Contractual Services, Supplies & Expense, Building Materials, Fixed Charges, Debt Service, Grants, Contributions & Other, Capital Outlay, and Other Financing Uses

FEES, FINES & COSTS

Charges and penalties controlled by the state or County. Costs are reimbursements for expenditures incurred by the County.

FIDUCIARY FUNDS

Funds used to report assets held in a trustee or agency capacity for others which therefore cannot be used to support the government's own programs. The fiduciary fund category includes pension (and other employee benefit) trusts funds, investment trust funds, private-purpose trust funds, and agency funds.

FINANCIAL REPORTING

One of the major functions of the Finance Department is the production of two (2) major reports during the year. There are, of course, other reports but two (2) of these documents are of major importance, these are the Comprehensive Annual Financial Report (CAFR) also known as the annual audit and the Annual Budget. We have many other reports that are of significant importance like the Single Audit and Tax 16 Report. Most of our documents are available for view on the Internet at <http://www.co.wood.wi.us/Departments/Finance>

FINANCIAL STATEMENTS

Presentation of financial data that shows the financial position, cash flows generated, and the results of financial operations of a fund, for a group of accounts, or an entire entity for a particular accounting period.

FINES & FORFEITS & PENALTIES

Law and ordinance violations, awards and damages

FISCAL YEAR

A 12-month period to which the annual operating budget applies and at the end of which a government determines its financial position and the results of its operations. Wood County's fiscal year is January 1 through December 31.

FIXED ASSETS

Assets of long-term character which are intended to continue to be held or used, such as land, buildings, machinery, furniture and other equipment.

FIXED CHARGES

Insurance, premiums on surety bonds, rents/leases, depreciation/amortization, investment revenue costs, and other fixed charges

FRINGE BENEFITS

Expenditure items in the operating budget paid on behalf of the employee. These benefits include health insurance, life insurance, dental insurance, retirement, FICA and workers compensation insurance.

FULL-TIME EQUIVALENT (FTE)

The hourly equivalent of a full-time employee - an employee working what is considered to be a standard work week, which in general is 40 hours per week. An FTE can be made up of either one full-time employee or two or more part-time employees whose total hours add up to a standard work week.

FUNCTIONAL AREA

Departments are grouped in the annual budget according to the related functions that they perform. The budget has eight functional areas including: General Government; Public Safety; Public Works; Health & Human Services; Culture, Recreation and Education; Conservation and Development; Debt Service; and Capital Projects.

FUND

A fiscal entity that is segregated for the purpose of accounting and budget reporting with a complete set of self-balancing accounts to include assets, liabilities, equity/fund balance and revenues and expenditures/expense. The following is a brief definition of the major types of funds used by Wood County.

- **General** – to account for all financial resources used to fund general government operations not accounted for by other funds.
- **Special Revenue** – are created to account and report revenue sources that are restricted or committed to specified purposes.
- **Capital Projects** – to account for financial resources to be used for the acquisition or construction of major facilities or equipment.
- **Debt Service** – to account for the accumulation of resources for, and the payment of, general long-term debt and interest (other than enterprise and internal service fund debt).
- **Proprietary** – an account that uses the accrual basis of accounting.
 - **Enterprise** – to account for operations that are financed and operated similar to private businesses with the intention that the costs of providing goods or services to the general public is to be financed or recovered primarily through user charges.

- **Internal Service** – to account for the cost of providing goods or services by one department to another department on a cost-reimbursement basis.

FUND BALANCE

Fund Balance is the difference between assets and liabilities in a government fund's balance sheet.

Beginning in 2011, GASB 54 established five classifications of fund balance with a hierarchy that is based on the extent to which spending constraints restrict how a government can use the funds. The five classifications are:

- **Nonspendable fund balance** – amounts that are not in a spendable form, such as inventory or prepaid expenses. It also includes amounts that are required to be maintained intact, such as the principal of an endowment fund.
- **Restricted fund balance** – amounts that can be spent only for specific purposes stipulated by external providers, such as grant providers or bondholders, as well as amounts that are restricted constitutionally or through legislation.
- **Committed fund balance** – amounts that can be used only for specific purposes that are determined by a formal action of the County Board. These commitments may be changed or lifted, but only by the same formal action that was used to impose the constraint originally.
- **Assigned fund balance** – amounts that are intended for specific purposes, as expressed by the governing body or authorized official. This applies to the remaining resources in any governmental fund other than the general fund that are intended to be used for a defined purpose.
- **Unassigned fund balance** – all amounts not contained in other classifications. Unassigned amounts are technically available for any purpose.

FUND BALANCE APPLIED

The portion of the Unreserved, Undesignated Fund Balance exceeding the desired Fund Reserve amount which is used to finance a portion of the budget which would otherwise be levied for.

FUND BALANCE LEVIED

An amount included in the tax levy to increase the Unreserved, Undesignated Fund Balance to the desired Fund Reserve amount.

FUND PURPOSE

A statement that describes the reasons why the fund exists. It is mainly used to describe the purpose of certain special revenues and proprietary (Internal Services and Enterprises) funds.

GENERAL FUND

The fund used to account for all financial resources, except those required to be accounted for in another fund.

GENERAL FUND BALANCE APPLIED

Financing method which reduces both the General Fund balance and the tax levy required by applying general fund resources to offset expenses within a given budget year.

GENERAL FUND RESERVE

The Unreserved, Undesignated Fund Balance in the County's General Fund. The County has established a General Fund Reserve of 15.0% of the operating expenditures less capital outlay.

GENERAL OBLIGATION BONDS

Bonds which the full faith and credit of the issuing government are pledged for payment.

GENERAL PURPOSE REVENUES

"General Purpose Revenues" consist of general taxes collected by the County which are paid into specific funds, lose their identity, and are then available for general appropriation. They include property taxes, sales taxes, shared revenues from the State of Wisconsin, and fund balances applied and levied.

GENERALLY ACCEPTED ACCOUNTING PRINCIPALS (GAAP)

The conventions, rules and procedures that serve as the norm for the fair presentation of financial statements.

GEOGRAPHIC INFORMATION SYSTEM (GIS)

A computer-based technology tool to display and map information for planning and analysis.

GOALS

A statement of the ideal desired outcomes for a division, department, program or the County as a whole. Should reflect desired outcomes or results as identified in the vision.

GOVERNMENT FINANCE OFFICERS ASSOCIATION (GFOA)

The GFOA is a professional association of state, provincial and local finance officers dedicated to enhancing and promoting the professional management of governments for the public benefit by identifying and developing financial policies and best practices and promoting their use through education, training, facilitation of member networking, and leadership.

GOVERNMENTAL ACCOUNTING STANDARDS BOARD (GASB)

The ultimate authoritative accounting and financial reporting standard-setting body for state and local governments.

GOVERNMENTAL FUNDS

Funds generally used to account for tax-supported activities. There are five different types of governmental funds: the general fund, special revenue funds, debt service funds, capital project funds, and permanent funds.

GRANTS, CONTRIBUTIONS & OTHER

Direct relief, grants/donations, awards/indemnities, and losses. A category of revenue that represents funds received from the state or Federal Government. The funds may have been given to the county for a specific purpose or for general county use.

IMPACT FEE

A charge imposed on a developer to offset the cost of infrastructure and related services that will need to be provided by the local government.

INDIRECT COST ALLOCATION PLAN

A methodology that allocates the allowable costs of central service departments to grantee departments or programs. Its purpose is to determine the full cost of a program to maximize federal reimbursements. Central services departments are those that generally provide services to other county departments such as the Finance Department. Grantee departments are those that provide services directly to the public.

INDIRECT COSTS

Costs associated with, but not directly attributable to, the providing of a product or service. These costs are usually incurred by other departments in the support of operating departments.

INFRASTRUCTURE

Public domain capital assets such as roads, bridges, drainage systems, and similar assets that are immovable and of value only to the government unit.

INPUT INDICATOR

A type of performance measure indicating the volume of resources used in delivering a program or service.

INTEREST INCOME

Interest earned on funds in the bank or investment program which are not immediately needed by the County to pay for operations.

INTERGOVERNMENT CHARGES FOR SERVICES

Fees charged to other governments entities for services provided to State, federal, outside districts, schools and special districts and local departments

INTERGOVERNMENTAL GRANTS AND AIDS

State shared taxes, federal grants, state grants and grants from other local government

INTERGOVERNMENTAL REVENUE

Revenue received from another government in the form of grants and shared revenues. These contributions are made to local governments from the State and Federal governments outside the County and are made for specified purposes.

INTERNAL SERVICE FUND

Internal service funds are used to account for the financing of goods or services provided by one department or agency of the County to other departments or agencies of the County or to other governments on a cost reimbursement basis.

INTRAFUND TRANSFER

Amounts transferred within a fund from one expenditure category to another, i.e., an adjustment to the appropriation.

INVESTING

The County has an investment policy in place that is routinely reviewed by the County Board. We currently have a three pronged approach to the investment program that includes the services of an investment advisor, a third party custodian, several investment pools and a state-wide CD pool. This assists the County to keep some funds local within the State of Wisconsin and to have a diverse portfolio of other acceptable investment vehicles for above market rate returns.

LEGAL DEBT LIMIT

Under Wisconsin State Statutes, a municipality's aggregate amount of debt, including existing indebtedness, shall not exceed 5% of the taxable property located therein as equalized for state purposes.

LIABILITY

Debt or other legal obligations arising out of transactions in the past which must be liquidated, renewed or refunded at some future date.

LICENSES & PERMITS

Licenses and permits

LINE ITEM

A basis for distinguishing types of revenues and expenditures/expenses. The eight major categories of revenues used by Wood County are: Taxes, Intergovernmental Grants & Aids; Licenses & Permits; Fines, Forfeits & Penalties; Public Charges for Services; Intergovernmental Charges for Services; Miscellaneous Revenue and Other Financing Sources. The nine major categories of expenditures/expenses used by Wood County are: Personal Services, Contractual Services, Supplies & Expenses, Building Materials, Fixed Charges, Debt Service, Grants, Contributions and Other, Capital Outlay and Other Financing Uses.

LONG-TERM DEBT

Debt with a maturity of more than one year after the date of issuance.

MAJOR FUNDS DEFINITIONS

A fund is considered major if it is the primary operating fund of the County or meets the following criteria: (1) Total assets, liabilities, revenues, or expenditures/expenses of that individual governmental or enterprise fund are at least 10 percent of the corresponding total for all funds of that category or type. (2) The same element of the individual governmental fund or enterprise fund that met the 10 percent test is at least five percent of the corresponding total for all governmental and enterprise funds combined. In addition, any other governmental or proprietary fund that the County believes is particularly important to financial statement users may be reported as a major fund.

MATURITY

The date on which the principal or stated value of investments or debt obligations are due and may be reclaimed.

MEDICAL ASSISTANCE (MA)

A Medicaid (Title XIX) program that pays for necessary health care services for persons whose financial resources are not adequate to provide for their health care needs.

MILL (TAX) RATE

Rate applied to the equalized value of property to determine property taxes. A mill is 1/10th of a penny or \$1.00 of tax for each \$1,000 of equalized valuation.

MISCELLANEOUS REVENUE

Interest and dividends, rent, property sales and loss compensation

MISSION

A statement defining the major reasons for the existence of the agency, including its purpose in County government.

MODIFIED ACCRUAL ACCOUNTING

A basis of accounting which recognizes revenues when they become measurable and available. Expenditures are generally recognized when the fund liability is incurred. Major exceptions include accumulated vacation, sick pay and interest on long-term debt. Terms associated with this are revenue and expenditure.

MODIFIED BUDGET

An ordinance and fund transfer as a result of unanticipated revenues and/or expenditures that change the adopted budget; it then becomes a modified budget.

NET ASSETS

The residual of all other elements presented in a statement of financial position.

NON-DEPARTMENTAL

A grouping of revenues and expenditures that is not under the direction of any county department. Generally appropriations to outside agencies and miscellaneous revenues and expenditures.

NOTES

A written promise to pay (debt) a specific sum of money (called principal or face value) at a specified future date (called the maturity date) along with periodic interest paid at a specified percentage of the principal (interest rate). Notes are typically for a term of less than 10 years.

OBJECTIVES

Goal statement that focuses on achieving the county-wide key strategic outcome. The level of services or specific achievement an agency expects to, or plans to accomplish in the budget year. Objectives should reflect desired outcomes or results as identified in the strategic plan.

OBLIGATIONS

Amounts that a governmental unit may be required to legally meet out of its resources, including both liabilities and un-liquidated encumbrances.

OPERATING BUDGET

A plan of current expenditures and the proposed means of financing them. The annual operating budget is the primary means in which most of the financing, acquisition, spending, and service delivery activities of a government are controlled. The use of annual operating budgets for governments is usually required by law. Even when not required by law, annual operating budgets are essential for sound financial management.

OPERATING EXPENSES

Cost of all utilities, supplies, materials, travel, and tuition expenses necessary for the operation of a department. Also includes costs of all services purchased from outside vendors.

OPERATING TRANSFERS

All Interfund (between fund) and Intrafund (within funds) appropriation transfers other than residual equity transfers, (Fund Balance) to the appropriation unit of the fund through which the resources are to be expended. Routine and/or recurring transfers of assets between funds.

ORDINANCE

A formal legislative enactment by the Board of Supervisors.

OTHER FINANCING SOURCES

These are funding sources for a particular activity other than typical revenue sources. These would include prior year earned revenues, capitalized interest or an application of fund balances and cash from a bond issue. Transfer from contingency, general obligation long-term debt, depreciation provided on capital projects, transfers from other funds and transfers from fund balance

OTHER FINANCING USES

Allocation charge-outs, contingency for budget transfer, transfers to/from Fund Balance, transfers to other Funds

OUTCOME MEASURES

A type of performance measure that identifies results, accomplishments or quality of the item or service provided. Used to evaluate the quality and effectiveness of programs and services. Also effectiveness measure.

OUTPUT MEASURES

A type of performance measure that reports the quantity or volume of products and services provided by the program.

OUTSIDE AGENCIES

Entities to whom the County provides funding, but who are not part of County government.

PC REPLACEMENT FUND

The cost of services and equipment provided by the Information Systems Department to other departments on a cost reimbursement basis.

PER CAPITA INCOME

The total county income divided by the total county population.

PER DIEM

Compensation that is paid on a per day basis.

PERFORMANCE MEASURE

A measure used to determine success by indicating how well a program or service is accomplishing its mission and goals, by linking program area results to the County-Wide Key Strategic Outcomes and Objectives.

PERSONAL SERVICES

Salaries, wages, employee benefits and employer contributions

POSITION SUMMARY

The list of budgeted full-time positions within each program. Positions are expressed in terms of full-time work year equivalents (FTE); which is approximately 2,080 hours per year.

PRIOR YEAR FUNDS

Unexpended funds from previous years which are placed in current year budget for purchase of goods or services.

PROGRAM

The primary identifiable financial unit of a department, which groups department functions and activities that have a common purpose.

PROGRAM BUDGET

A budget that focuses upon the mission, function, and objectives of a department rather than upon its detailed (line item) object classes of expenditures.

PROPERTY TAX LEVY

The total amount of taxes to be raised by general property taxes for the purposes specified in the budget appropriations resolution.

PROPRIETARY FUNDS

Funds that focus on the determination of operating income, changes in net assets (or cost recovery), financial position, and cash flows. There are two types of proprietary funds: enterprise funds and internal service funds.

PUBLIC CHARGES FOR SERVICES

User charges set up by departments to pay for such services as: general government, public safety, highway and related facilities, other transportation, Health, Social Services, culture recreation, public areas, education, conservation, economic development and protection of the environment.

PURCHASED SERVICES

Expenditure items for all services contracted for directly or indirectly by outside agencies. These include postage, telephone, utilities, subscriptions, insurance (except workers' compensation), etc.

RESERVED FUND BALANCE

The portion of fund balance that is not appropriable for expenditure or that is legally segregated for a specific future use.

RETAINED EARNINGS

An equity account reflecting the accumulated earnings of a proprietary (enterprise) fund.

REVENUES

Funds that the government receives as income. It includes such items as Taxes; Intergovernmental Grants & Aid; Licenses & Permits; Public Charges for Services; Intergovernmental Charges for Services; Miscellaneous Revenue and Other Financing Sources. Financial resources received from tax payments, fees from specific services, receipts from other governments, fines, forfeitures, grants, shared revenues, and interest income. There are several budget categories of revenue that the County receives, including:

- **General Government Revenues** – contracts or grant funds mainly from state and/or federal sources for the support of programs.
- **Fines and Licenses** – funds received as a result of penalties paid by persons having been found in violation of state laws and/or county ordinances. Fees received from the sale of county issued licenses and permits to citizens and business entities to enable them to carry out regulated activities.
- **Charge for Services** – funds received as payment for services performed by county agencies.
- **Interdepartmental Revenues** – funds received for payments made or services performed by county agencies for other county agencies.
- **Other Revenues** – funds received for rents, commissions, and other commercial-type income. Also includes transfers from other funds and proceeds from borrowing.

SERVICES DEFICIT REDUCTION (CSDR)

A Federal funding source that reimburses counties for a portion of Medical Assistance eligible costs

SHARED REVENUE

Distribution of state funds to municipalities and counties of unrestricted aid. Its policy goals are; property tax relief, equalization of revenue raising ability among local governments, and compensation for utility property.

SINGLE AUDIT

A comprehensive financial and compliance audit pursuant to OMB Circular A-133 of an entity receiving federal funds.

SPECIAL REVENUE FUND

Special revenue funds are used to account for the proceeds of specific revenue sources (other than expendable trust or major capital projects) that are legally restricted to expenditures for specific purposes.

STANDING COMMITTEES

There are six standing committees of the County Board organized on functional lines. The Executive Committee which deals with administrative policy matters; whereas, the remaining five standing committees (Health and Human Services; Public Safety; Conservation, Education and Economic Development; Judicial and Legislative; Highway, Infrastructure and Recreation) are concerned with policy matters affecting public services. Committees make recommendations to the Board on all budget and legislative matters that have been referred to them.

STATE AID

Funds made available by the legislature for distribution to each local unit of government based on a prescribed formula of distribution to offset some expenses.

STATEMENT OF PURPOSE

A statement defining the major reasons for the existence of the department, including its purpose in the County government.

STRATEGIC PLANNING

The process of determining long-term goals and then identifying the best approach for achieving those goals.

SUPPLIES

Items of expenditure for all expendable supplies as well as durable items which cost less than \$1500.

SUPPLIES & EXPENSE

Office supplies, publications, subscription, dues, travel, operating supplies, repair & maintenance - other, other supplies & expenses

TAX APPORTIONMENT

The apportionment of the county tax and the whole amount of state taxes and charges levied upon a county, as certified by the State Department of Administration, among the towns, cities and villages of the county according and in proportion to the valuation thereof as determined by the State Department of Revenue. Adjustments are made for participation in County Library programs.

TAX LEVY

The total amount to be raised by general property taxes for operating and debt service purposes specified in the County Board Adopted Budget.

TAX LEVY BUDGET BASE

The amount of tax levy included in the current year adopted budget.

TAX LEVY RATE (MILL RATE)

The amount of taxes levied for each \$1,000 (mill) of equalized property valuation at the current tax rate.

TAX RATE LIMIT

The maximum rate in which the County may levy a tax. It is imposed by the state legislature based on the 1993 tax rate limit.

TAXES

Compulsory charges levied by a government for the purpose of financing services performed for the common benefit of the people. Real & Personal Property, retail sales & use and interest and penalties on taxes

TRUST FUNDS

Funds used to account for assets held by the County in a trustee capacity or as an agent for individuals, private organizations, other governments and/or other funds. May be expendable or non-expendable.

UNDESIGNATED FUND BALANCE

The portion of the unreserved fund balance which has not been designated for any specific use.

UNFUNDED POSITIONS

An authorized position with no funding appropriation provided for the current or ensuing budget year.

UNRESERVED FUND BALANCE

The portion of the fund balance which has not been reserved for any specific use.

USER FEES

The payment of a fee for direct receipt of a public service by the party benefiting from the service.

VISION

Defines where the department would ideally like to be. It defines guiding principles, values, and the long range result of the work.

VITAL RECORD

A certificate of birth, death, divorce or annulment, a marriage document or a fetal death report, which Chapter 69 of the State Statutes requires to be prepared whenever one of these events occurs.

W-2

Wisconsin Works; a state initiative to replace the Aid for Families with Dependent Children program. It is a work based program that emphasizes individual responsibility.

WIC

Women, Infants, and Children Supplemental Nutrition Program.

WISCONSIN STATE STATUTES

State law that is approved and implemented the Wisconsin Legislature.

WORKING CAPITAL

Liquidity measure of fiscal health, measured by current assets minus current liabilities. Positive working capital means that an entity should be able to pay off its short-term liabilities. Minimum fund balance requirement of 15%.

WRS

Wisconsin Retirement System; a multiple-employer public employee retirement system.

YOUTH AIDS

A funding source distributed by the State of Wisconsin Department of Corrections to pay for state correctional services for youths found by the courts to be delinquent, and to fund correctional alternative programs and services at the county level.